

Leger

Report

Canadian Politics

Survey of Canadians

NATIONAL POST

Date: 18/02/2025
Project: 16811-135



Methodology

Method

Online survey among respondents 18 years of age or older. (Canadian sample: **n= 1,550**).

Respondents had the option of completing the survey in French and English and were randomly recruited using LEO's online panel.

Weighting

Results were weighted according to **age, gender, mother tongue, region, education and presence of children in the household** in order to ensure a representative sample of the Canadian population.

When

Data collection from **February 14 to Feb 17, 2025**.

Margin of error

For comparison purposes, a probability sample of this size yields a margin of error no greater than **±2.49%**, (19 times out of 20) for the Canadian sample and **±3.10%**.

Significant differences

Data in bold **red** characters indicate a significantly lower proportion than that of other respondents. Conversely, data in bold **green** characters indicate a significantly higher proportion than that of other respondents.

Rounded data

The numbers presented have been rounded up. However, the numbers before rounding were used to calculate the sums presented and might therefore not correspond to the manual addition of these numbers.

Questions

Have questions about the data presented in this report? Please contact Andrew Enns, Executive Vice-President, Central Canada at the following e-mail address: aenns@leger360.com or Sébastien Dallaire, Executive Vice-President, Eastern Canada, at sdallaire@leger360.com.

Notes

A more detailed methodology is presented in the Appendix.

Methodology







Most accurate polling firm

Leger is the polling firm that has presented the most accurate election survey data, on average, over the last ten years in Canada. During the last federal election in 2021, Leger was once again **the most accurate firm in the country**. This accuracy is attributed to the quality of the LEO panel and rigorous application of methodological rules by Leger's 600 employees, including 200 professionals in Leger's eight offices across Canada (Montreal, Toronto, Quebec City, Winnipeg, Calgary, Edmonton and Vancouver) and in the United States (New York).

Poll aggregator 338Canada.com gave Leger the highest rating among all polling firms in Canada for the accuracy of its studies.

See <https://338canada.com/pollster-ratings.htm>

2021 Canadian Federal Election

	Leger Poll Published on September 18, 2021	Official Results 2021 Canadian Federal Election
	33%	33.7%
	32%	32.6%
	19%	17.8%
	7%	7.7%
	6%	5.0%
	2%	2.3%



*The official results were obtained from Elections Canada on September 24, 2021, at 9:45 a.m. EDT.

Key highlights: Canadian Politics

Some of **the key highlights** of our survey **about Canadian Politics...**

1

If a federal election were held today, **41% of Canadians would vote for the Conservative Party of Canada, while 33% would vote for the Liberal Party.**

2

With Mark Carney as leader, Liberal support would rise to 39% (+6), while Conservative support would be at 40%, suggesting Carney could attract voters and improve the party's electoral chances.

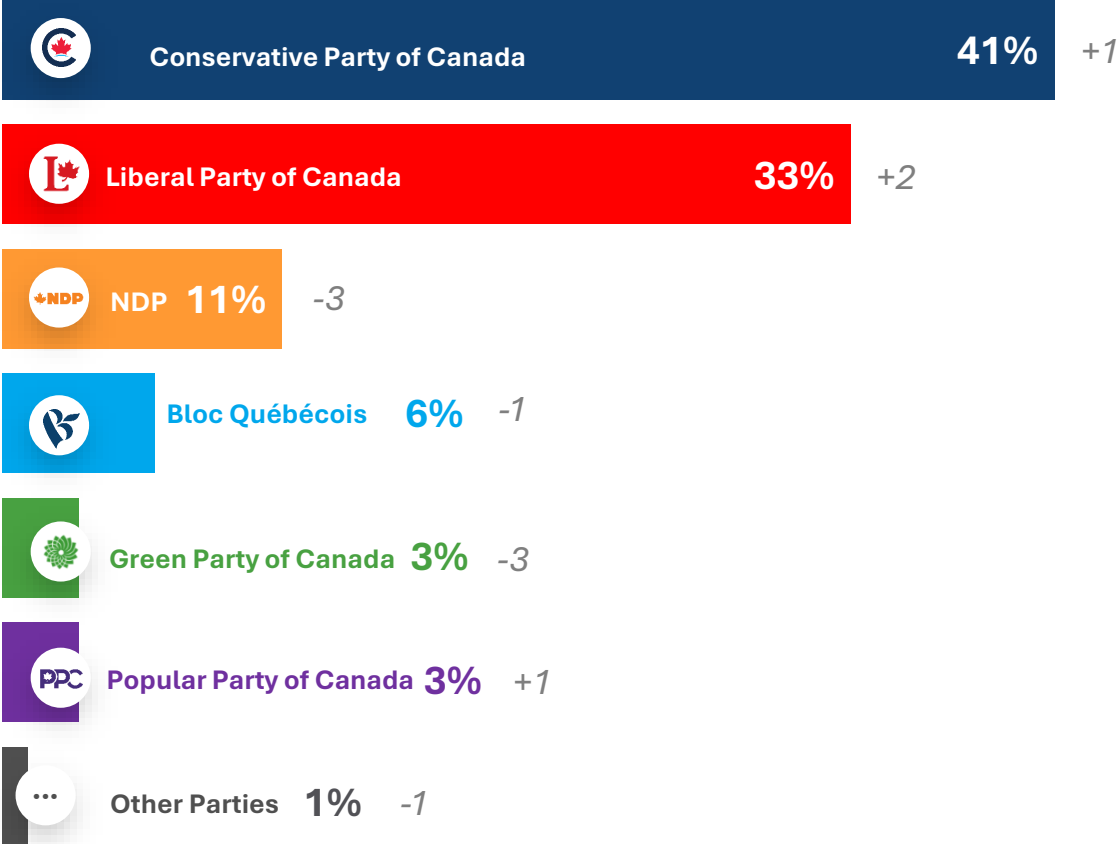
Federal Voting Intentions



Voting Intentions - Federal Elections (1/2)

Q1. If federal elections were held today, for which political party would you be most likely to vote? Would it be for...? In the event a respondent had no opinion, the following prompting question was asked: Even if you have not yet made up your mind, for which of the following political parties would you be most likely to vote? Would it be for the ...

Base: Decided voters (n=1,292) except for the Bloc Québécois, Quebecers only



Note: The +/- are in comparison to the most recent voting intention measure, from February 10th, 2025.

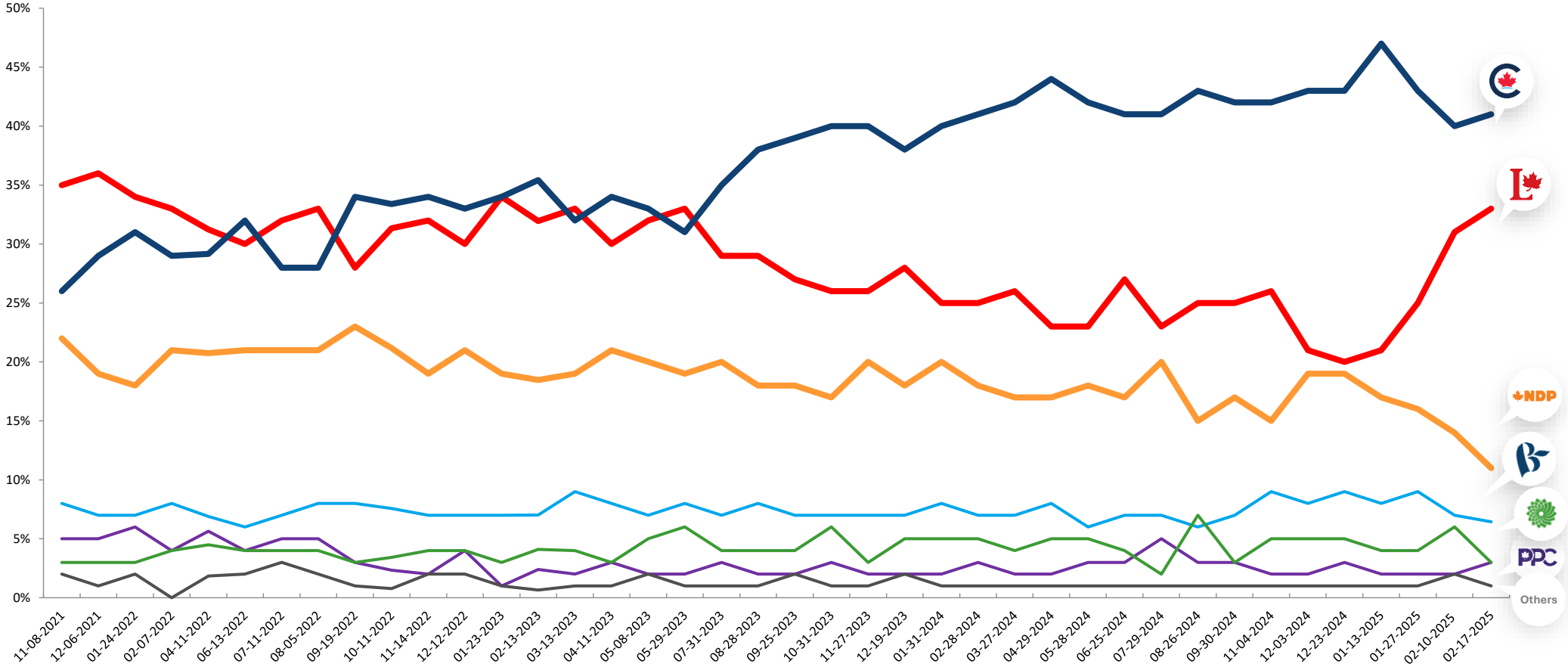
Voting Intentions - Federal Elections (2/2)

Q1. If federal elections were held today, for which political party would you be most likely to vote? Would it be for...? In the event a respondent had no opinion, the following prompting question was asked: Even if you have not yet made up your mind, for which of the following political parties would you be most likely to vote? Would it be for the ...

Base: Respondents who are eligible to vote (n=1,550), except for the Bloc Québécois, Quebecers only

	Total Canada	Total Decided voters	ATL	QC	ON	MB/SK	AB	BC	Male	Female	18-34	35-54	55+	Urban	Sub-urban	Rural	Total Feb. 10 th 2025	Gap
Weighted n=	1,550	1,255	75	285	485	80	148	182	650	605	325	398	532	523	489	234	1,327	-
Unweighted n=	1,550	1,292	75	341	519	109	110	138	679	613	312	369	611	580	474	232	1,339	-
... Pierre Poilievre's Conservative Party of Canada	34%	41%	23%	26%	43%	58%	69%	40%	47%	36%	43%	47%	36%	35%	45%	46%	40%	+1
... Justin Trudeau's Liberal Party of Canada	27%	33%	52%	34%	38%	25%	17%	29%	32%	35%	28%	28%	41%	36%	34%	29%	31%	+2
... Jagmeet Singh's New Democratic Party of Canada	9%	11%	17%	7%	10%	10%	10%	19%	10%	13%	15%	13%	8%	15%	8%	10%	14%	-3
... Yves-François Blanchet's Bloc Québécois	5%	6%	-	28%	-	-	-	-	-	-	-	-	-	-	-	-	7%	-1
... Elizabeth May's Green Party of Canada	3%	3%	3%	1%	5%	3%	0%	7%	3%	4%	3%	3%	4%	4%	2%	4%	6%	-3
... Maxime Bernier's People's Party of Canada	2%	3%	3%	3%	3%	3%	2%	5%	3%	4%	5%	3%	2%	4%	2%	2%	2%	+1
... another party	1%	1%	2%	1%	1%	1%	2%	1%	1%	2%	1%	1%	1%	1%	1%	1%	2%	-1
I would not vote	5%	-	-	-	-	-	-	-	-	-	-	-	-	-	-	-	-	-
I would cancel my vote	1%	-	-	-	-	-	-	-	-	-	-	-	-	-	-	-	-	-
I don't know	11%	-	-	-	-	-	-	-	-	-	-	-	-	-	-	-	-	-
Refusal	2%	-	-	-	-	-	-	-	-	-	-	-	-	-	-	-	-	-

Evolution of Voting Intentions in Canada

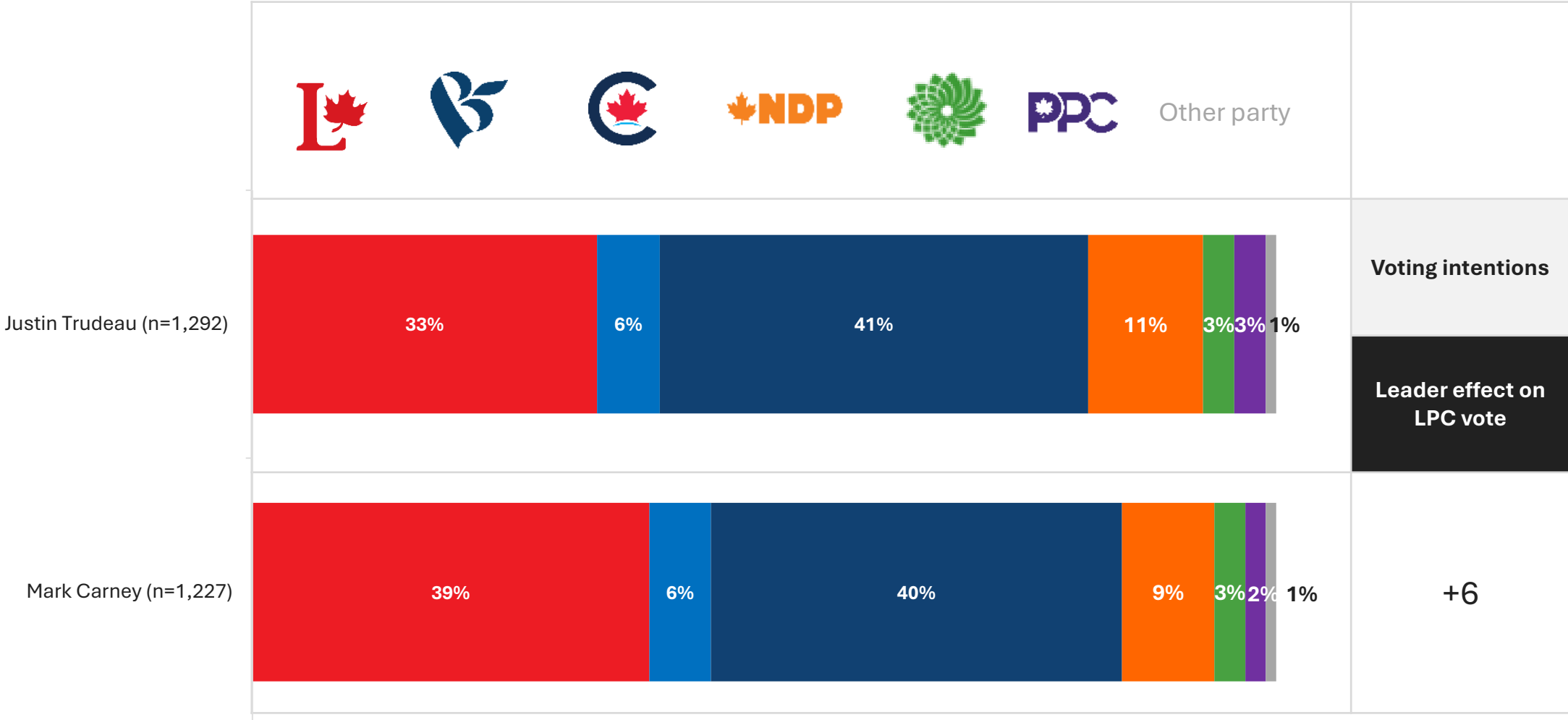


*Official results from Elections Canada

Voting Intentions with Different Canada Liberal Party Leaders

Q5A-B. If the Canada Liberal Party were led by... , which party would you vote for? Would it be for...?

Base: Decided voters



Voting Intentions if Canada Liberal Party were Led by Mark Carney

Q5A. If the Canada Liberal Party were led by Mark Carney, which party would you vote for? Would it be for...?

Base: All respondents (n=1,550)

	Total Canada	Total Decided voters	ATL	QC	ON	MB/SK	AB	BC	Male	Female	18-34	35-54	55+	Urban	Sub- urban	Rural	Total Feb. 10 th 2025	Gap
<i>Weighted n=</i>	1,550	1,197	75	272	454	75	146	174	631	566	300	376	521	499	462	227	1,271	-
<i>Unweighted n=</i>	1,550	1,227	72	317	490	104	110	134	657	570	287	351	589	550	446	226	1,284	-
...Pierre Poilievre's Conservative Party of Canada	31%	40%	21%	22%	40%	58%	67%	41%	45%	33%	45%	45%	33%	33%	43%	47%	37%	+3
... Mark Carney's Liberal Party of Canada	30%	39%	54%	43%	43%	29%	21%	34%	36%	41%	27%	32%	50%	42%	39%	32%	37%	+2
... Jagmeet Singh's New Democratic Party of Canada	7%	9%	15%	4%	10%	6%	9%	14%	8%	11%	13%	12%	5%	12%	6%	7%	12%	-3
... Yves-François Blanchet's Bloc Québécois	4%	6%	-	25%	-	-	-	-	-	-	-	-	-	-	-	-	6%	=
... Elizabeth May's Green Party of Canada	3%	3%	6%	2%	4%	1%	0%	7%	3%	4%	3%	4%	3%	3%	3%	4%	5%	-2
... Maxime Bernier's People's Party of Canada	2%	2%	1%	2%	2%	4%	2%	3%	2%	2%	4%	2%	1%	2%	2%	2%	2%	=
... another party	1%	1%	3%	0%	2%	2%	1%	1%	1%	1%	1%	2%	0%	1%	1%	1%	2%	-1
I would not vote	5%	-	-	-	-	-	-	-	-	-	-	-	-	-	-	-	-	-
I would cancel my vote	1%	-	-	-	-	-	-	-	-	-	-	-	-	-	-	-	-	-
I don't know	16%	-	-	-	-	-	-	-	-	-	-	-	-	-	-	-	-	-
Refusal	1%	-	-	-	-	-	-	-	-	-	-	-	-	-	-	-	-	-

Respondent Profile

Respondent profiles – *Canadian Sample*

(Base n=1,550)

The table below presents the Canadian distribution of respondents before weighting.

Gender

	Unweighted	Weighted
Male	773	756
Female	777	794

Language (Mother Tongue)

	Unweighted	Weighted
French	356	306
English	1,075	1,141
Other	119	104

Age

	Unweighted	Weighted
18 to 34	384	413
35 to 54	455	499
55+	711	638

Province

	Unweighted	Weighted
British Columbia	158	215
Alberta	130	173
Manitoba/Saskatchewan	133	100
Ontario	620	600
Quebec	409	358
Atlantic	100	104

Our Credentials



Canada

Leger is a member of the [Canadian Research Insights Council \(CRIC\)](#), the industry association for the market/survey/insights research industry.



Europe

Leger is a member of [ESOMAR](#) (European Society for Opinion and Market Research), the global association of opinion polls and marketing research professionals.



America

Leger is also a member of the [Insights Association](#), the American Association of Marketing Research Analytics.



International

Leger is a member of the [Worldwide Independent Network of Market Research \(WIN\)](#), a global alliance of leading independent market research and polling firms that collaborate to share expertise, methodologies, and insights across diverse markets.

Our services

Leger

Marketing research and polling

Customer Experience (CX)

Strategic and operational customer experience consulting services

Leger Analytics (LEA)

Data modelling and analysis

Leger Opinion (LEO)

Panel management

Leger Communities

Online community management

Leger Digital

Digital strategy and user experience

International Research

Worldwide Independent Network (WIN)

300
employees

185
consultants

8
offices

MONTRÉAL | QUÉBEC |
TORONTO | WINNIPEG
EDMONTON | CALGARY |
VANCOUVER | NEW YORK

Le^ger

Data-driven intelligence for a changing world.

leger360.com