



REPORT

National Truth and Reconciliation Day

Survey of Canadians

DATE 2024-09-27



Methodology



Method

Online survey among Canadians 18 years of age or older (sample: n= 1,294, including 320 who identify as First Nations, Inuit, or Métis.).

Respondents had the option of completing the survey in English or in French and were randomly recruited using LEO's online panel.



When

September 16th to September 23rd, 2024.



Margin of error

For comparison purposes, a probability sample of this size yields a margin of error no greater than $\pm 2.72\%$, (19 times out of 20) for the Canadian sample.



Weighting

Results were weighted according to **age and gender** in order to ensure a representative sample of the Canadian population.

Methodology



Significant differences

Data in bold **red** characters indicate a significantly lower proportion than that of other respondents. Conversely, data in bold **green** characters indicate a significantly higher proportion than that of other respondents.



Rounded data

The numbers presented have been rounded up. However, the numbers before rounding were used to calculate the sums presented and might therefore not correspond to the manual addition of these numbers.



Questions







Have questions about the data presented in this report? Please contact Steve Mossop, Executive Vice-President, Western Canada at the following e-mail addresses: smossop@leger360.com

A more detailed methodology is presented in the Appendix.

Methodology

Leger is the polling firm that has presented the most accurate election survey data, on average, over the last ten years in Canada. During the last federal election in 2021, Leger was once again **the most accurate firm in the country**. This accuracy is attributed to the quality of the LEO panel and rigorous application of methodological rules by Leger's 600 employees, including 200 professionals in Leger's eight offices across Canada (Montreal, Toronto, Quebec City, Winnipeg, Calgary, Edmonton and Vancouver) and in the United States (New York).

Poll aggregator 338Canada.com gave Leger the highest rating among all polling firms in Canada for the accuracy of its studies. See <https://338canada.com/pollster-ratings.htm>

						
2021 CANADIAN FEDERAL ELECTION						
LEGER SURVEY Published in <i>Le Journal de Montréal</i> and <i>The National Post/Postmedia</i> September 18, 2021	33%	32%	19%	7%	6%	2%
OFFICIAL RESULTS 2021 Canadian Federal Election*	33.7%	32.6%	17.8%	7.7%	5.0%	2.3%

Key Highlights (1/2)

Since 2021, September 30 has been the National Truth and Reconciliation Day in Canada. From September 16 to 23, 2024, we surveyed Canadians to understand their attitudes and actions they will be taking on this day.

Some of the key highlights of our survey about Truth and Reconciliation Day include...

- Around one-third of Canadians (29%) say they are **personally involved in participating** in the National Day for Truth and Reconciliation on September 30. Among First Nations, Inuk, and Métis Canadians, two-thirds (66%) say they participate personally on this day.
- About half of Canadians (47%) believe the **government should do *more to*** reconcile with Indigenous Peoples.
- First Nations, Inuk, and Métis Canadians believe ensuring access to clean drinking water within communities should be a high priority (89%), improving healthcare for Indigenous Canadians (85%), and educating Canadians about Indigenous Peoples and culture (83%).
- Many First Nations, Inuk, and Métis Canadians expressed that they would like non-Indigenous Canadians to better understand **the impacts and experiences** around intergenerational trauma, colonialism, systemic racism, current living conditions in Indigenous communities, and the diversity that exists among Indigenous communities and experiences.

Key Highlights (2/2)

- Since the Truth and Reconciliation report was completed nine years ago, half (49%) of First Nations, Inuk, and Métis Canadians believe there has been **moderate progress** in reconciling with Canada's Indigenous Peoples. Only 9% feel there has been a lot of progress.
- Over half (54%) of Canadians are concerned about reconciliation with Indigenous Peoples. However, there are **higher levels of concern about other issues**, such as the cost of living (95%), healthcare (95%), and house prices (90%). These societal challenges experienced in Canada may be taking some attention away from Truth and Reconciliation.
- When compared to four or five years ago, 58% of Canadians believe they are now **more aware of the history** of Indigenous Peoples in Canada.
- When considering their own **actions to contribute to Truth and Reconciliation** with Indigenous Peoples, about half of Canadians mentioned they frequently or occasionally educate themselves (49%) or have conversations with friends, family, and colleagues on the topic (46%).

REPORT

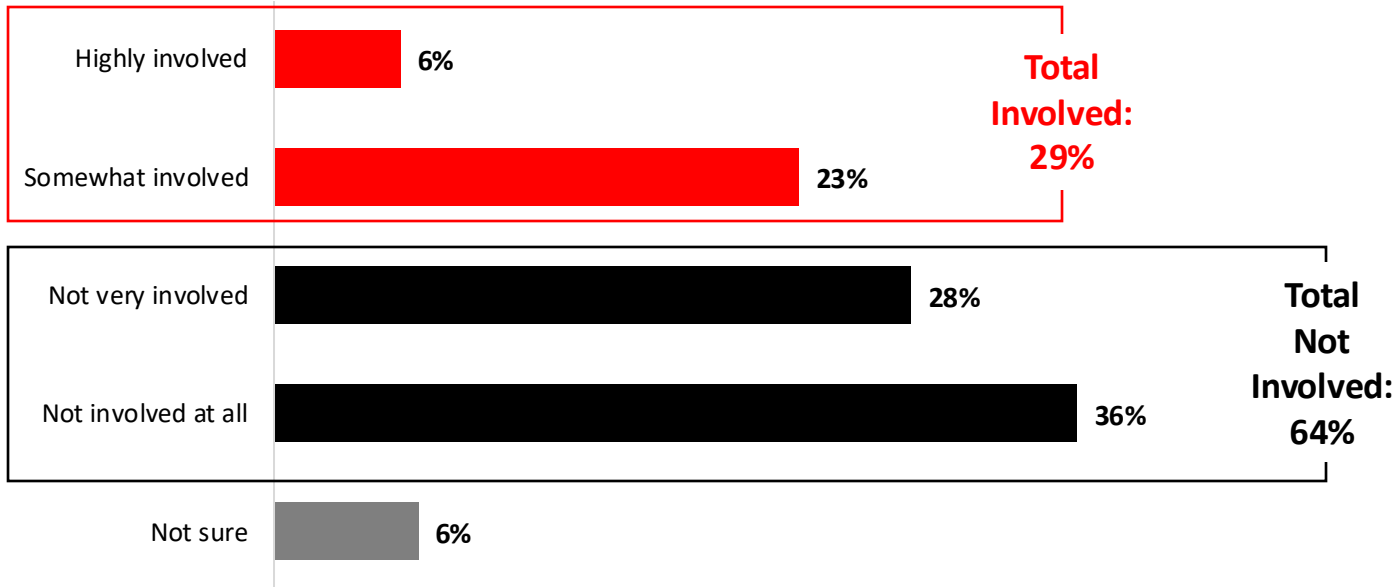
Detailed Results



Personal Involvement in Truth and Reconciliation Day (1/2)

D1. As you may know, September 30 is National Day for Truth and Reconciliation in Canada. It is intended to promote reconciliation between Indigenous and non-Indigenous Canadians and to honour the children who never returned home and survivors of residential schools, as well as their families and communities. On a personal level, how involved are you in participating in this day?

Base: All respondents (n=1,249)



Personal Involvement in Truth and Reconciliation Day (2/2)

D1. As you may know, September 30 is National Day for Truth and Reconciliation in Canada. It is intended to promote reconciliation between Indigenous and non-Indigenous Canadians and to honour the children who never returned home and survivors of residential schools, as well as their families and communities. On a personal level, how involved are you in participating in this day?

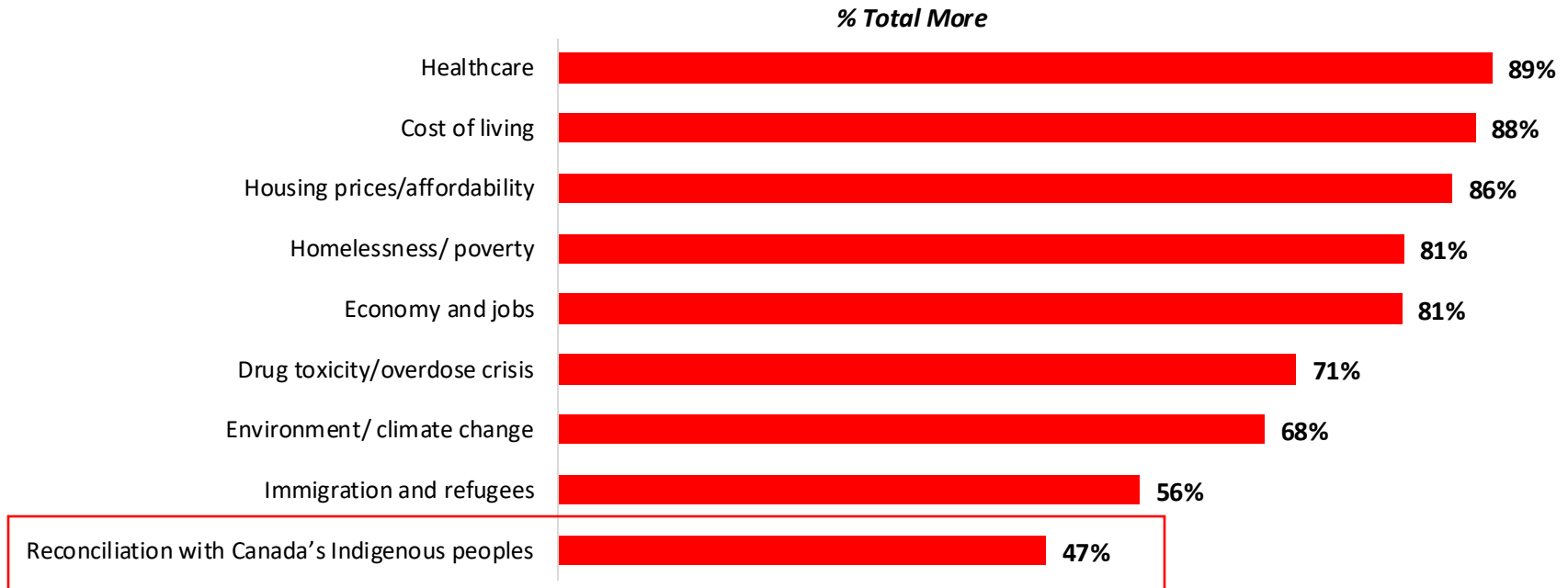
Base: All respondents

	Total Canada	Indigenous	Non-Indigenous	BC	AB	MB/SK	ON	QC	ATL	18-34	35-54	55+	Male	Female
Weighted n=	1,294	65	1,229	177	144	83	501	299	85	343	411	540	617	665
Unweighted n=	1,294	320	974	181	157	108	454	298	87	368	423	503	489	789
Total Involved	29%	66%	27%	29%	35%	29%	33%	24%	18%	46%	33%	16%	24%	33%
Highly involved	6%	25%	5%	3%	5%	9%	8%	3%	2%	9%	7%	3%	4%	7%
Somewhat involved	23%	42%	23%	26%	30%	20%	25%	20%	16%	37%	26%	13%	20%	26%
Total Not Involved	64%	32%	66%	67%	62%	61%	64%	63%	70%	47%	60%	79%	69%	61%
Not very involved	28%	22%	29%	32%	30%	24%	28%	27%	27%	27%	27%	30%	26%	31%
Not involved at all	36%	11%	37%	35%	32%	37%	36%	36%	43%	20%	33%	49%	43%	30%
Not sure	6%	2%	7%	4%	3%	10%	3%	13%	12%	6%	8%	6%	6%	6%

Government Action on Key Issues in Canada (1/2)

B3. Compared to what they are currently doing, should provincial and federal governments be doing more, less or about the same to address each of the following issues in Canada?

Base: All respondents (n=1,294)



Government Action on Key Issues in Canada (2/2)

B3. Compared to what they are currently doing, should provincial and federal governments be doing more, less or about the same to address each of the following issues in Canada?

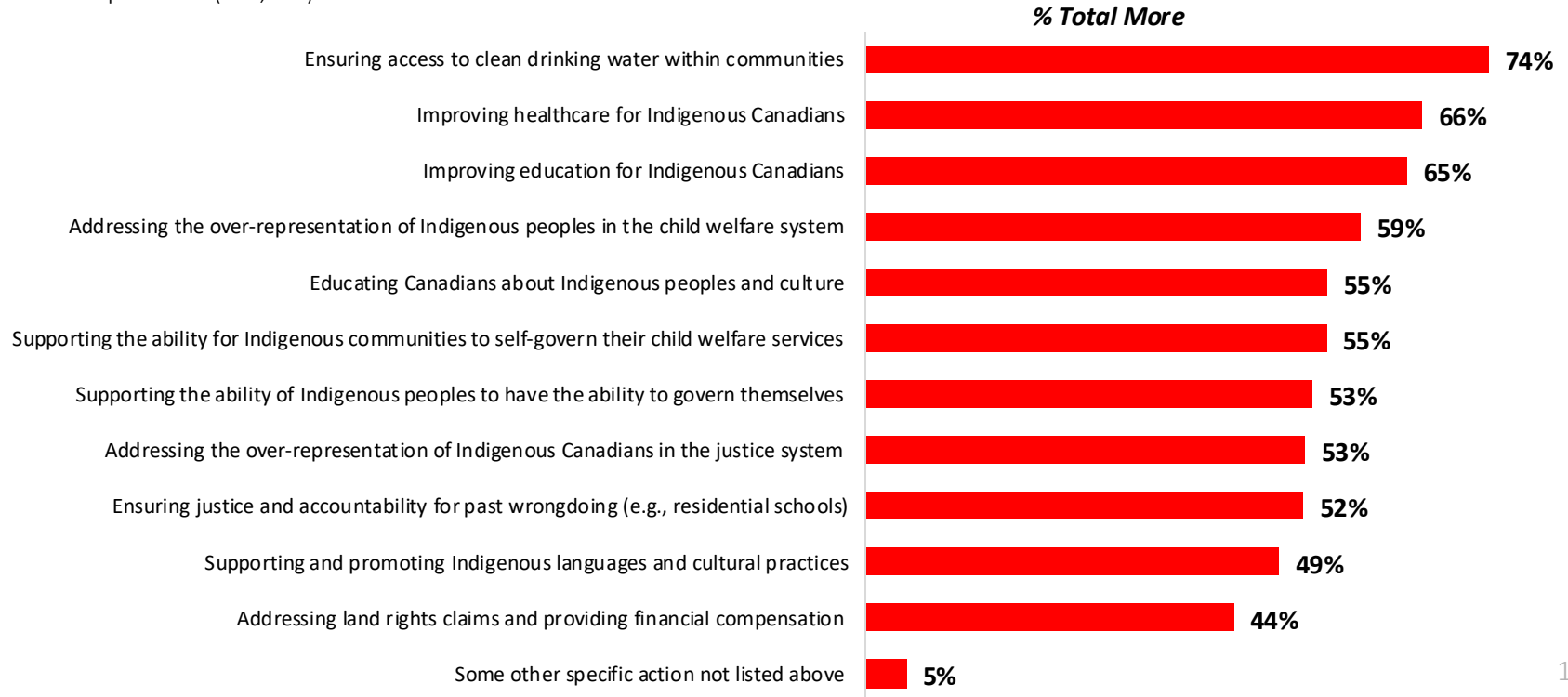
Base: All respondents

% Total More	Total Canada	Indigenous	Non-Indigenous	BC	AB	MB/SK	ON	QC	ATL	18-34	35-54	55+	Male	Female
Weighted n=	1,294	65	1,229	177	144	83	501	299	85	343	411	540	617	665
Unweighted n=	1,294	320	974	181	157	108	454	298	87	368	423	503	489	789
Healthcare	89%	94%	89%	88%	87%	88%	89%	93%	89%	81%	90%	94%	87%	92%
Cost of living	88%	97%	87%	83%	85%	85%	88%	91%	88%	85%	91%	87%	84%	91%
Housing prices/affordability	86%	95%	85%	83%	82%	81%	85%	92%	82%	85%	85%	86%	82%	89%
Homelessness/ poverty	81%	89%	81%	82%	80%	69%	82%	81%	87%	76%	81%	84%	76%	85%
Economy and jobs	81%	87%	80%	79%	74%	78%	82%	82%	84%	77%	80%	83%	79%	82%
Drug toxicity/overdose crisis	71%	79%	70%	74%	69%	73%	73%	69%	58%	68%	73%	70%	66%	76%
Environment/ climate change	68%	70%	68%	65%	58%	57%	67%	79%	60%	68%	66%	69%	63%	71%
Immigration and refugees	56%	58%	56%	49%	47%	52%	62%	55%	49%	56%	60%	53%	55%	56%
Reconciliation with Canada's Indigenous peoples	47%	76%	45%	38%	41%	39%	53%	49%	36%	53%	42%	47%	43%	50%

Government Action on Truth and Reconciliation Priorities (1/3)

C2. To address Truth and Reconciliation with Canada’s Indigenous peoples, do you think the Canadian government should be doing more, less or about the same they are doing now to address each of the following?

Base: All respondents (n=1,294)



Government Action on Truth and Reconciliation Priorities (2/3)

C2. To address Truth and Reconciliation with Canada’s Indigenous peoples, do you think the Canadian government should be doing more, less or about the same they are doing now to address each of the following?

Base: All respondents

<i>% Total More</i>	Total Canada	Indigenous	Non-Indigenous	BC	AB	MB/SK	ON	QC	ATL	18-34	35-54	55+	Male	Female
Weighted n=	1,294	65	1,229	177	144	83	501	299	85	343	411	540	617	665
Unweighted n=	1,294	320	974	181	157	108	454	298	87	368	423	503	489	789
Ensuring access to clean drinking water within communities	74%	89%	74%	76%	73%	68%	77%	70%	77%	68%	73%	80%	71%	77%
Improving healthcare for Indigenous Canadians	66%	85%	66%	68%	61%	54%	71%	65%	62%	64%	61%	72%	63%	70%
Improving education for Indigenous Canadians	65%	82%	64%	60%	57%	54%	70%	68%	52%	62%	61%	69%	60%	69%
Addressing the over-representation of Indigenous peoples in the child welfare system	59%	82%	58%	60%	49%	49%	65%	58%	53%	59%	56%	61%	53%	64%
Educating Canadians about Indigenous peoples and culture	55%	83%	54%	47%	50%	44%	58%	61%	53%	57%	53%	56%	50%	60%
Supporting the ability for Indigenous communities to self-govern their child welfare services	55%	76%	54%	56%	49%	44%	59%	56%	45%	50%	54%	59%	51%	58%

Government Action on Truth and Reconciliation Priorities (3/3)

C2. To address Truth and Reconciliation with Canada’s Indigenous peoples, do you think the Canadian government should be doing more, less or about the same they are doing now to address each of the following?

Base: All respondents

<i>% Total More</i>	Total Canada	Indigenous	Non-Indigenous	BC	AB	MB/SK	ON	QC	ATL	18-34	35-54	55+	Male	Female
Weighted n=	1,294	65	1,229	177	144	83	501	299	85	343	411	540	617	665
Unweighted n=	1,294	320	974	181	157	108	454	298	87	368	423	503	489	789
Supporting the ability of Indigenous people to have the ability to govern themselves	53%	75%	52%	48%	47%	37%	59%	55%	52%	54%	50%	56%	52%	55%
Addressing the over-representation of Indigenous Canadians in the justice system	53%	75%	51%	53%	50%	43%	57%	52%	41%	55%	51%	52%	48%	57%
Ensuring justice and accountability for past wrongdoing (e.g., residential schools)	52%	75%	51%	48%	38%	39%	56%	59%	55%	59%	50%	50%	48%	56%
Supporting and promoting Indigenous languages and cultural practices	49%	79%	48%	49%	41%	38%	53%	53%	47%	56%	46%	48%	42%	56%
Addressing land rights claims and providing financial compensation	44%	75%	42%	40%	36%	35%	51%	44%	34%	47%	43%	43%	40%	47%

Indigenous Perspectives for Non-Indigenous Understanding (1/2)

E1. What, if anything, would you like Canadians to better understand about Indigenous culture, history or your experience as an Indigenous person? *Open-ended question**

Base: Indigenous respondents (n=320)

Intergenerational Trauma

Many Indigenous Canadians emphasize the lasting effects of residential schools, not only on survivors but on future generations. Intergenerational trauma is a central theme, with calls for a deeper understanding of the psychological and social impact of these events on Indigenous families.

“It takes many generations to undo damage from the past (colonialism). Even with no current residential schools, the past still affects current generations.”

Colonialism and Systemic Racism

Many frequently mention how colonialism has destroyed Indigenous cultures, languages, and ways of life. They also highlight systemic racism embedded in Canadian institutions, and the ongoing injustices faced by Indigenous Peoples, including discriminatory policies and unequal treatment in healthcare and the justice system.

“I wish more people understood how much racism is built into all of our current systems and policies.”

Current Living Conditions

There is frustration about the poor living conditions in many Indigenous communities, including the lack of clean drinking water, inadequate housing, and insufficient healthcare.

“The hardships of the overall living conditions. For example, the drinking water, the lack of housing, the lack of health and mental care in the areas, etc.”

Shift Perceptions

Many would like to be better understood as nations and as people. A significant number of Indigenous Canadians point out that many Canadians hold negative stereotypes about Indigenous Peoples. There is a need to shift these perceptions and to understand the diversity of Indigenous experiences.

“I feel if more people knew more about our culture they would understand our values of land, family and have a different perspective of how they view us as people.”

Indigenous Perspectives for Non-Indigenous Understanding (2/2)

E1. What, if anything, would you like Canadians to better understand about Indigenous culture, history or your experience as an Indigenous person? *Open-ended question**

Base: Indigenous respondents (n=320)

Recognition and Preservation of Culture

Many stress that Indigenous cultures are not static or relegated to the past but are vibrant and dynamic today. They want Canadians to learn about the richness and beauty of Indigenous cultures today, including languages, traditions, and environmental values.

“That Indigenous Peoples are here, now, in this time...not just historical figures. Our cultures are dynamic and beautiful.”

Justice and Self-Determination

The issue of self-determination and land rights is also a major theme. Many call for greater autonomy for their communities, whether in governance or resource management. The slow pace of legal processes is perceived as another form of ongoing injustice.

“Why it is important to have Indigenous Peoples self govern across Canada, and the difference between treaty and non-treaty land.”

Educational Needs

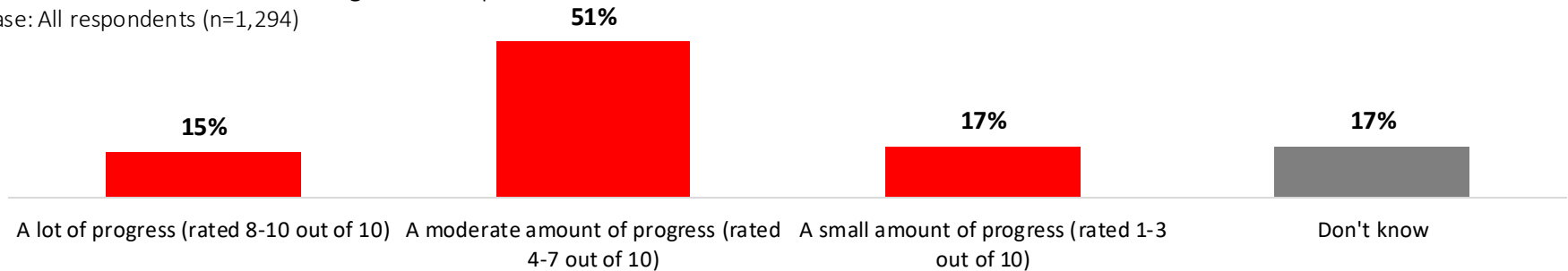
Several Indigenous Canadians call for better education about Indigenous history in Canadian schools and want Canadians to have a more nuanced and comprehensive understanding of this history, including authentic Indigenous narratives.

“A more truthful and comprehensive history of colonization should be taught throughout all education systems.”

Perceptions of Progress on Truth and Reconciliation

C1. It has been over 9 years since the Truth and Reconciliation report was finalized and presented to the Canadian government. The report contained 94 recommendations to establish and maintain a mutually respectful relationship between Indigenous and non-Indigenous people in Canada. In the 9 years since the report was presented, how much progress do you feel has been made regarding reconciliation with Canada’s Indigenous Peoples?

Base: All respondents (n=1,294)

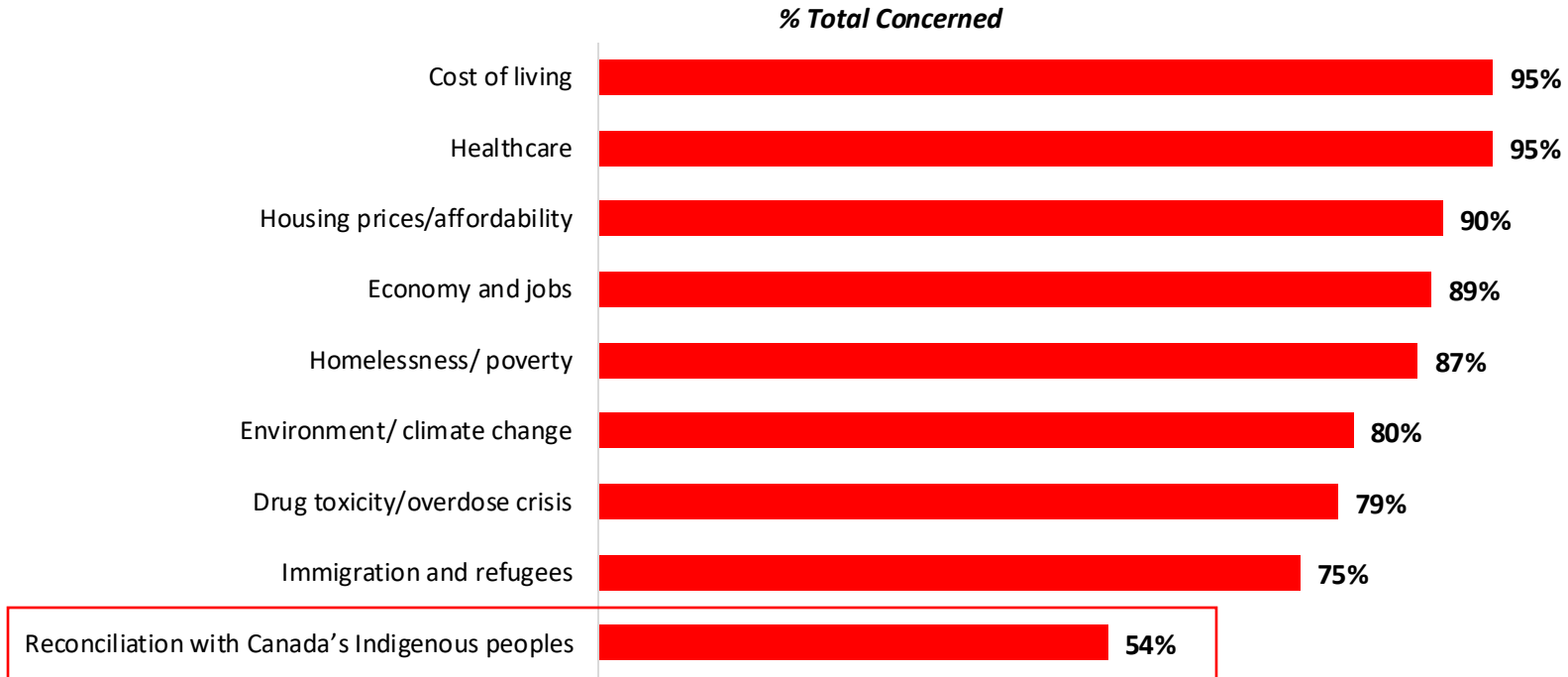


	Total Canada	Indigenous	Non-Indigenous	BC	AB	MB /SK	ON	QC	ATL	18-34	35-54	55+	Male	Female	Total Sept. 2023	Gap
Weighted n=	1,294	65	1,229	177	144	83	501	299	85	343	411	540	617	665	1,652	
Unweighted n=	1,294	320	974	181	157	108	454	298	87	368	423	503	489	789	1,652	
A lot of progress (rated 8-10 out of 10)	15%	9%	16%	21%	23%	21%	13%	8%	21%	20%	12%	15%	18%	13%	15%	-
A moderate amount of progress (rated 4-7 out of 10)	51%	49%	52%	47%	49%	54%	52%	56%	43%	48%	50%	55%	49%	54%	48%	+3
A small amount of progress (rated 1-3 out of 10)	17%	37%	15%	16%	15%	14%	21%	13%	9%	16%	18%	16%	16%	16%	16%	+1
Don't know	17%	5%	17%	16%	13%	12%	14%	23%	26%	17%	19%	15%	17%	17%	22%	-5

Levels of Concern About Key Issues in Canada (1/2)

B1. Overall, how concerned are you about the following issues in Canada?

Base: All respondents (n=1,294)



Levels of Concern About Key Issues in Canada (2/2)

B1. Overall, how concerned are you about the following issues in Canada?

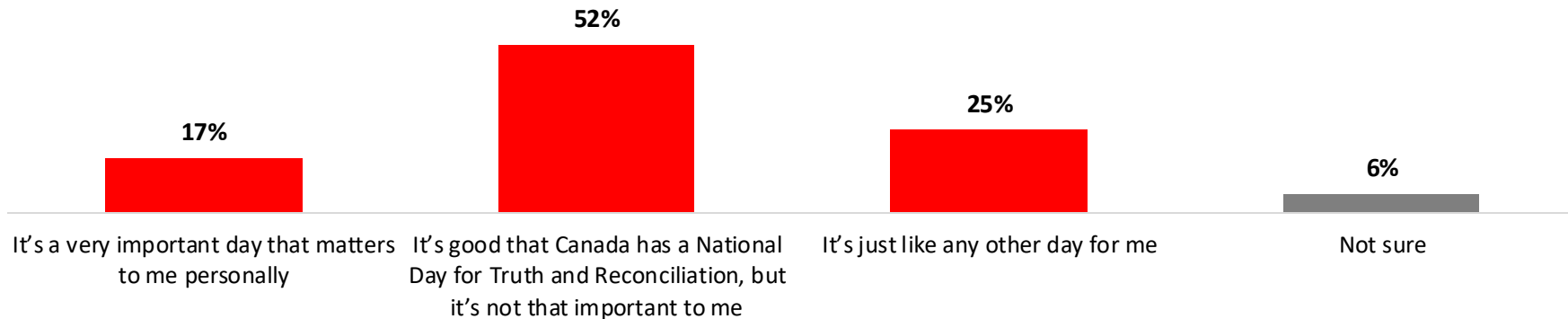
Base: All respondents

<i>% Total Concerned</i>	Total Canada	Indigenous	Non-Indigenous	BC	AB	MB/SK	ON	QC	ATL	18-34	35-54	55+	Male	Female
Weighted n=	1,294	65	1,229	177	144	83	501	299	85	343	411	540	617	665
Unweighted n=	1,294	320	974	181	157	108	454	298	87	368	423	503	489	789
Cost of living	95%	98%	95%	97%	94%	98%	93%	96%	100%	93%	98%	95%	93%	97%
Healthcare	95%	96%	95%	93%	94%	98%	96%	96%	96%	90%	97%	98%	94%	96%
Housing prices/affordability	90%	94%	90%	94%	86%	86%	91%	89%	91%	92%	92%	87%	86%	93%
Economy and jobs	89%	91%	89%	88%	89%	83%	92%	86%	89%	89%	90%	88%	86%	91%
Homelessness/ poverty	87%	91%	87%	92%	95%	90%	89%	77%	89%	85%	86%	90%	84%	90%
Environment/ climate change	80%	79%	81%	81%	70%	72%	83%	84%	76%	81%	79%	81%	76%	84%
Drug toxicity/overdose crisis	79%	85%	79%	83%	87%	86%	82%	66%	77%	80%	78%	79%	75%	82%
Immigration and refugees	75%	77%	75%	70%	72%	68%	83%	67%	72%	74%	73%	77%	75%	75%
Reconciliation with Canada's Indigenous Peoples	54%	84%	53%	51%	54%	50%	63%	44%	52%	57%	48%	58%	47%	61%

Opinions on National Day for Truth and Reconciliation

D2. Which of the following best represents your opinion about National Day for Truth and Reconciliation?

Base: All non-Indigenous respondents (n=974)

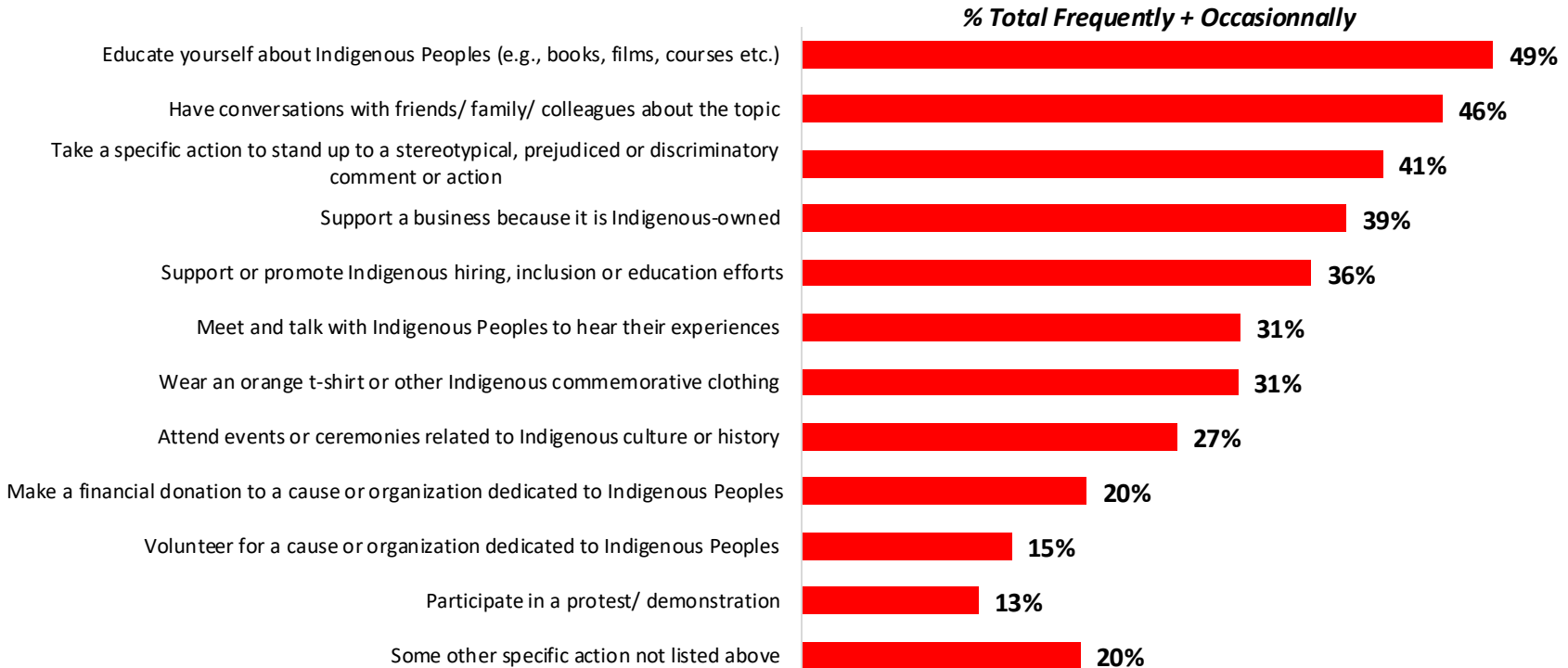


	Total Canada	BC	AB	MB/SK	ON	QC	ATL	18-34	35-54	55+	Male	Female
Weighted n=	1,229	166	135	75	485	284	81	327	387	516	613	606
Unweighted n=	974	131	111	61	375	225	64	283	302	389	468	498
It's a very important day that matters to me personally	17%	16%	14%	27%	19%	12%	22%	20%	18%	14%	13%	20%
It's good that Canada has a National Day for Truth and Reconciliation, but it's not that important to me	52%	53%	53%	33%	53%	52%	56%	56%	50%	51%	49%	55%
It's just like any other day for me	25%	26%	27%	31%	23%	31%	15%	19%	24%	31%	32%	20%
Not sure	6%	4%	6%	8%	6%	6%	8%	5%	8%	5%	6%	5%

Personal Contributions to Truth and Reconciliation (1/3)

C3. Thinking now about your own actions, how often do you do each of the following to contribute to Truth and Reconciliation with Indigenous Peoples?

Base: All non-Indigenous respondents (n=974)



Personal Contributions to Truth and Reconciliation (2/3)

C3. Thinking now about your own actions, how often do you do each of the following to contribute to Truth and Reconciliation with Indigenous Peoples?

Base: All non-Indigenous respondents

<i>% Total Frequently + Occasionally</i>	Total Canada	BC	AB	MB/SK	ON	QC	ATL	18-34	35-54	55+	Male	Female
Weighted n=	1,229	166	135	75	485	284	81	327	387	516	613	606
Unweighted n=	974	131	111	61	375	225	64	283	302	389	468	498
Educate yourself about Indigenous Peoples (e.g., books, films, courses etc.)	49%	51%	53%	59%	51%	43%	42%	57%	48%	45%	46%	52%
Have conversations with friends/family/ colleagues about the topic	46%	48%	53%	52%	49%	35%	36%	53%	44%	42%	40%	51%
Take a specific action to stand up to a stereotypical, prejudiced or discriminatory comment or action	41%	43%	55%	43%	43%	32%	35%	51%	45%	32%	37%	46%
Support a business because it is Indigenous-owned	39%	47%	52%	43%	42%	22%	38%	46%	39%	34%	37%	40%
Support or promote Indigenous hiring, inclusion or education efforts	36%	40%	41%	34%	40%	29%	21%	46%	38%	29%	33%	40%
Meet and talk with Indigenous People to hear their experiences	31%	39%	40%	38%	31%	22%	24%	43%	32%	24%	29%	33%

Personal Contributions to Truth and Reconciliation (3/3)

C3. Thinking now about your own actions, how often do you do each of the following to contribute to Truth and Reconciliation with Indigenous Peoples?

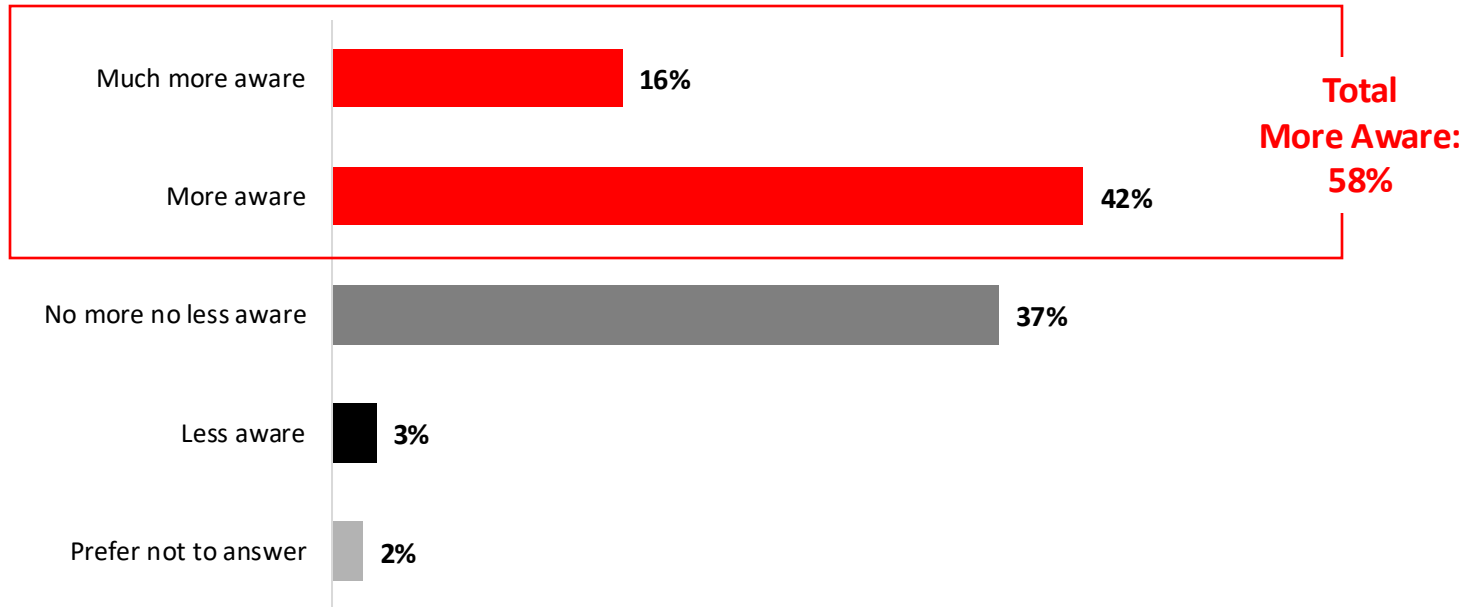
Base: All non-Indigenous respondents

<i>% Total Frequently + Occasionally</i>	Total Canada	BC	AB	MB/SK	ON	QC	ATL	18-34	35-54	55+	Male	Female
Weighted n=	1,229	166	135	75	485	284	81	327	387	516	613	606
Unweighted n=	974	131	111	61	375	225	64	283	302	389	468	498
Wear an orange t-shirt or other Indigenous commemorative clothing	31%	33%	45%	29%	37%	14%	30%	42%	35%	21%	29%	34%
Attend events or ceremonies related to Indigenous culture or history	27%	26%	47%	32%	27%	16%	24%	35%	28%	21%	26%	27%
Make a financial donation to a cause or organization dedicated to Indigenous Peoples	20%	22%	19%	15%	26%	13%	13%	30%	21%	14%	21%	20%
Volunteer for a cause or organization dedicated to Indigenous Peoples	15%	16%	22%	16%	18%	8%	7%	28%	15%	7%	16%	14%
Participate in a protest/ demonstration	13%	16%	17%	9%	16%	6%	5%	26%	12%	4%	14%	11%

Awareness of Indigenous History (1/2)

B4. Compared to 4 or 5 years ago, which of the following answer choices below best reflects your awareness of the history of Indigenous Peoples in Canada, including their treatment by the various levels of government?

Base: All respondents (n=1,294)



Awareness of Indigenous History (2/2)

B4. Compared to 4 or 5 years ago, which of the following answer choices below best reflects your awareness of the history of Indigenous Peoples in Canada, including their treatment by the various levels of government?

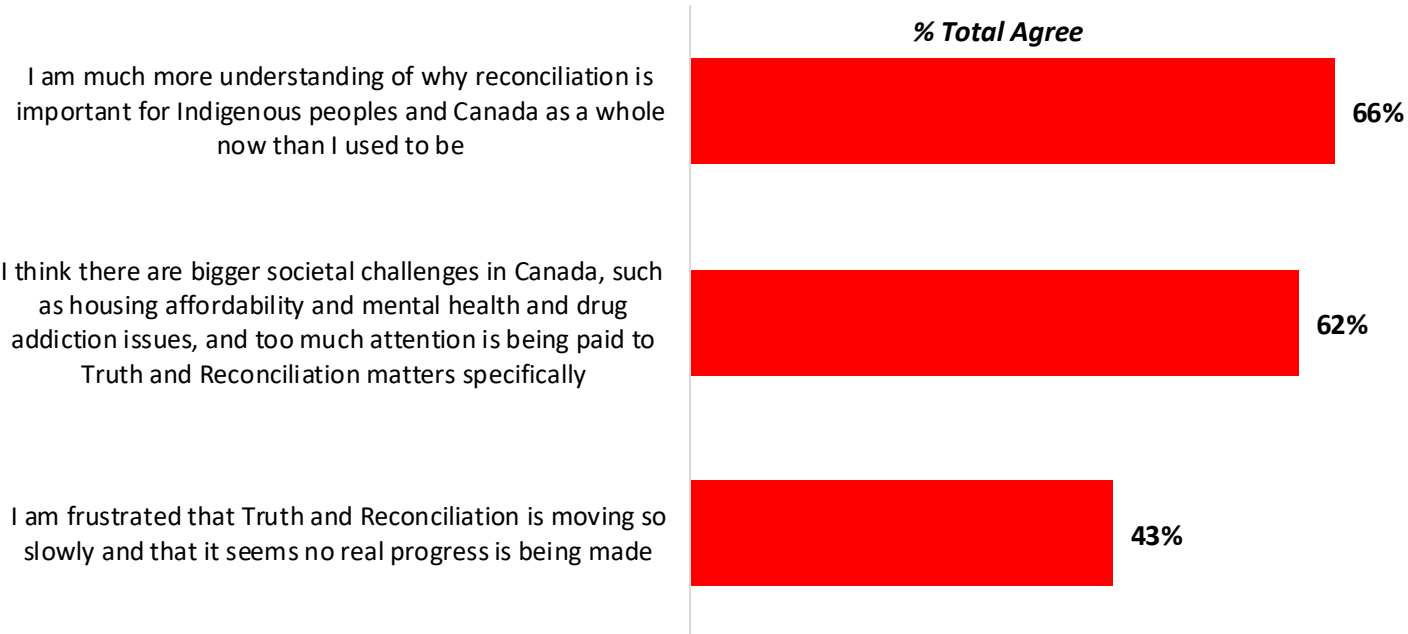
Base: All respondents

	Total Canada	Indigenous	Non-Indigenous	BC	AB	MB/SK	ON	QC	ATL	18-34	35-54	55+	Male	Female
Weighted n=	1,294	65	1,229	177	144	83	501	299	85	343	411	540	617	665
Unweighted n=	1,294	320	974	181	157	108	454	298	87	368	423	503	489	789
Total More Aware	58%	74%	57%	60%	62%	51%	62%	52%	58%	61%	57%	58%	53%	63%
Much more aware	16%	33%	15%	13%	20%	15%	17%	14%	17%	16%	16%	17%	14%	18%
More aware	42%	41%	42%	46%	41%	36%	44%	38%	41%	44%	41%	41%	39%	45%
No more no less aware	37%	24%	38%	38%	32%	41%	35%	42%	39%	34%	37%	39%	44%	32%
Less aware	3%	0%	3%	1%	6%	0%	2%	5%	1%	3%	3%	2%	1%	3%
Prefer not to answer	2%	1%	2%	2%	0%	7%	2%	1%	1%	2%	2%	1%	2%	2%

Agreement with Statements on Truth and Reconciliation (1/2)

C4. How much do you agree or disagree with each of the following statements about Truth and Reconciliation with Indigenous Peoples in Canada?

Base: All non-Indigenous respondents (n=974)



Agreement with Statements on Truth and Reconciliation (2/2)

C4. How much do you agree or disagree with each of the following statements about Truth and Reconciliation with Indigenous Peoples in Canada?

Base: All non-Indigenous respondents

% Total Agree	Total Canada	BC	AB	MB/SK	ON	QC	ATL	18-34	35-54	55+	Male	Female	Total Sept. 2023	Gap
Weighted n=	1,229	166	135	75	485	284	81	327	387	516	613	606	1,652	
Unweighted n=	974	131	111	61	375	225	64	283	302	389	468	498	1,652	
I am much more understanding of why reconciliation is important for Indigenous Peoples and Canada as a whole now than I used to be	66%	65%	64%	57%	72%	59%	66%	66%	64%	68%	61%	71%	65%	+1
I think there are bigger societal challenges in Canada, such as housing affordability and mental health and drug addiction issues, and too much attention is being paid to Truth and Reconciliation matters specifically	62%	71%	66%	56%	61%	61%	59%	65%	65%	59%	67%	58%	57%	+5
I am frustrated that Truth and Reconciliation is moving so slowly and that it seems no real progress is being made	43%	35%	36%	30%	54%	40%	34%	52%	40%	41%	41%	46%	43%	-

REPORT

Detailed Methodology



Weighted and Unweighted Sample (1/2)

The table below presents the Canadian geographic distribution of respondents before weighting.

	Unweighted	Weighted
Province	1,294	1,294
British Columbia	181	177
Alberta	157	144
Manitoba/Saskatchewan	108	83
Ontario	454	501
Quebec	298	299
Atlantic	87	85
North West Territories	9	4

Weighted and Unweighted Sample (2/2)

The following tables present the demographic distribution of respondents according to gender, age and language (mother tongue) for Canada.

The table below presents the Canadian geographic distribution of respondents before weighting.

	Unweighted	Weighted
Gender	1,294	1,294
Male	489	617
Female	789	665
Age	1,294	1,294
18 to 34	368	343
35 to 54	423	411
55+	503	540
Language (Mother tongue)	1,294	1,294
English	904	888
French	316	313
Other	158	183
Identify as Indigenous	1,294	1,294
Yes	320	65
No	974	1,229

Our Services

- **Leger**
Marketing research and polling
- **Customer Experience (CX)**
Strategic and operational customer experience consulting services
- **Leger Analytics (LEA)**
Data modelling and analysis
- **Leger Opinion (LEO)**
Panel management
- **Leger Communities**
Online community management
- **Leger Digital**
Digital strategy and user experience
- **International Research**
Worldwide Independent Network (WIN)

600
EMPLOYEES



185
CONSULTANTS



8
OFFICES

MONTREAL | QUEBEC CITY | TORONTO | WINNIPEG
EDMONTON | CALGARY | VANCOUVER | NEW YORK

Our Commitments to Quality



Leger is a member of the [Canadian Research Insights Council \(CRIC\)](#), the industry association for the market/survey/insights research industry.



Leger is a member of [ESOMAR](#) (European Society for Opinion and Market Research), the global association of opinion polls and marketing research professionals. As such, Leger is committed to applying the [international ICC/ESOMAR](#) code of Market, Opinion and Social Research and Data Analytics.



Leger is also a member of the [Insights Association](#), the American Association of Marketing Research Analytics.



Leger is a sponsor of [CAIP Canada](#), Canada's professional body for Certified Analytics and Insights Professionals who uphold CRIC's marketing research and public opinion research standards. CAIP Canada is globally endorsed by ESOMAR and the MRII/University of Georgia.