

# Leger

IN COLLABORATION WITH



## POSTMEDIA-LEGER POLL



Report

# Alberta Politics and Separatism Sentiments

## *Survey of Albertans*

Date: 12 / 05 / 2025  
Project: 82823-022



# Methodology

## Method

Online survey among respondents 18 years of age or older.  
(Alberta sample: **n= 1,000**).

Respondents were randomly recruited using LEO's online panel.

## Weighting

Results were weighted according to **age, gender, mother tongue, region, education and presence of children in the household** in order to ensure a representative sample of the Canadian population.

## When

Data collection from **May 9 to May 12, 2025**.

## Margin of error

For comparison purposes, a probability sample of this size yields a margin of error no greater than **±3.1%**.

## Significant differences

Data in red highlighted cells indicate a significantly higher proportion than that of other respondents.

## Rounded data







The numbers presented have been rounded up. However, the numbers before rounding were used to calculate the sums presented and might therefore not correspond to the manual addition of these numbers.

## Questions





Have questions about the data presented in this report? Please contact Andrew Enns, Executive Vice-President, Central Canada at the following e-mail address: [aenns@leger360.com](mailto:aenns@leger360.com)

The **Most Accurate** Polling Firm in Canada




CANADA 2021

	LEGER POLL Published on September 18, 2021	OFFICIALS RESULTS 2021 Canada Federal Election
	33%	33.7%
	32%	32.6%
	19%	17.8%
	7%	7.7%
	6%	5.0%
	2%	2.3%

BRITISH COLUMBIA 2024


	LEGER POLL Published on October 18, 2024	OFFICIALS RESULTS 2024 British Columbia Provincial Election
	46%	45%
	42%	43%
	9%	8%
	3%	4%

UNITED STATES 2024

	LEGER POLL Published on November 4, 2024	OFFICIALS RESULTS 2024 United States Presidential Election
	49%	50%
	49%	48%
	2%	2%

---

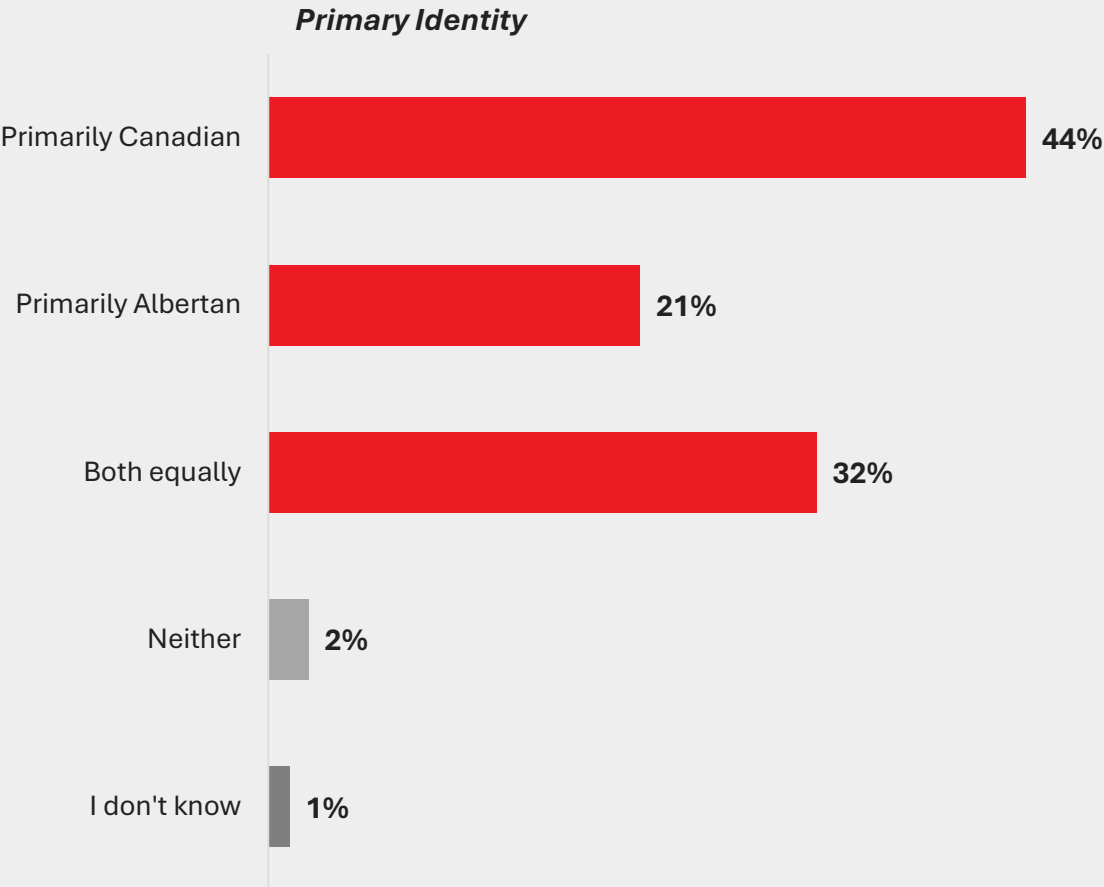
Identity and Separatism



# Primary Identity among Albertans (1/2)

Q1. Which of the following best describes how you identify?

Base: Alberta respondents (n=1,000)



## Primary Identity among Albertans (2/2)

**Q1.** Which of the following best describes how you identify?

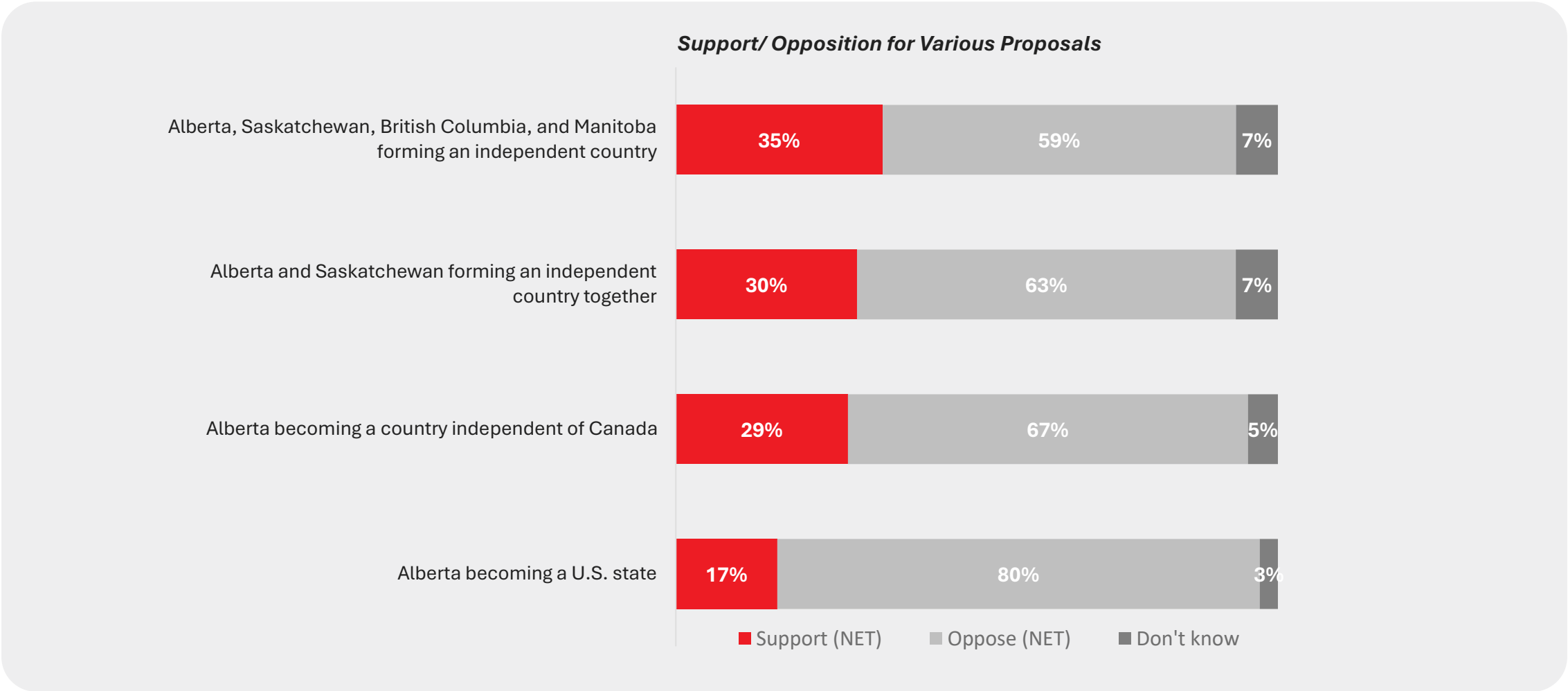
Base: Alberta respondents (n=1,000)

	Total Alberta	Calgary	Edmonton	Rest of Province	Male	Female	18-34	35-54	55+	Support Separation	Oppose Separation
Weighted n=	1000	354	328	318	489	511	279	363	358	401	533
Unweighted n=	1000	330	320	350	409	591	170	297	533	357	591
Primarily Canadian	44%	48%	45%	37%	44%	43%	42%	44%	44%	23%	60%
Primarily Albertan	21%	19%	20%	26%	26%	17%	22%	21%	21%	45%	4%
Both equally	32%	29%	32%	34%	27%	35%	29%	30%	34%	30%	32%
Neither	2%	2%	3%	2%	2%	3%	5%	3%	<1%	2%	2%
Don't know	1%	3%	0%	1%	1%	1%	2%	2%	0%	0%	1%

# Support for Various Proposals Alberta/ Western Canada’s Political Future (1/2)

**Q2.** Please indicate how much you support or oppose each of the following proposals related to Alberta and Western Canada’s political future:

Base: Alberta respondents (n=1,000)





## Support for Various Proposals Alberta/ Western Canada's Political Future (2/2)

**Q2.** Please indicate how much you support or oppose each of the following proposals related to Alberta and Western Canada's political future:

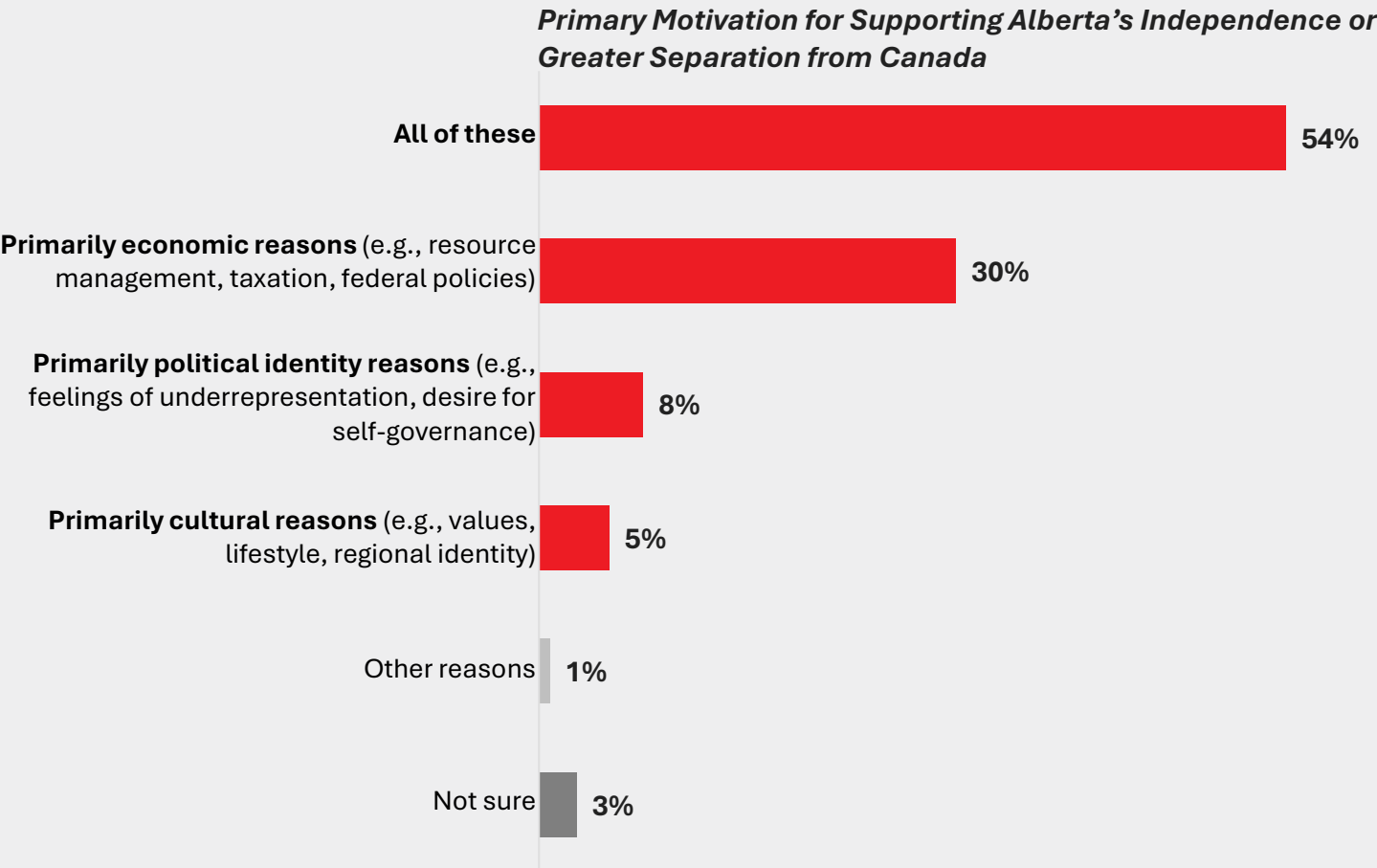
Base: Alberta respondents (n=1,000)

%Support		Total Alberta	Calgary	Edmonton	Rest of Province	Male	Female	18-34	35-54	55+
Weighted n=		1000	354	328	318	489	511	279	363	358
Unweighted n=		1000	330	320	350	409	591	170	297	533
Alberta, Saskatchewan, British Columbia, and Manitoba forming an independent country		35%	34%	28%	42%	40%	30%	31%	37%	35%
Alberta and Saskatchewan forming an independent country together		30%	28%	25%	38%	37%	23%	28%	32%	30%
Alberta becoming a country independent of Canada		29%	25%	27%	35%	32%	25%	27%	30%	28%
Alberta becoming a U.S. state		17%	14%	17%	19%	23%	11%	23%	18%	11%

# Primary Motivation for Supporting Independence or Greater Separation from Canada (1/2)

**Q3.** What is your primary motivation for supporting Alberta’s independence or greater separation from Canada?

Base: Alberta respondents who support at least one option for separating from Canada (n=357)



# Primary Motivation for Supporting Independence or Greater Separation from Canada (2/2)

**Q3.** What is your primary motivation for supporting Alberta’s independence or greater separation from Canada?

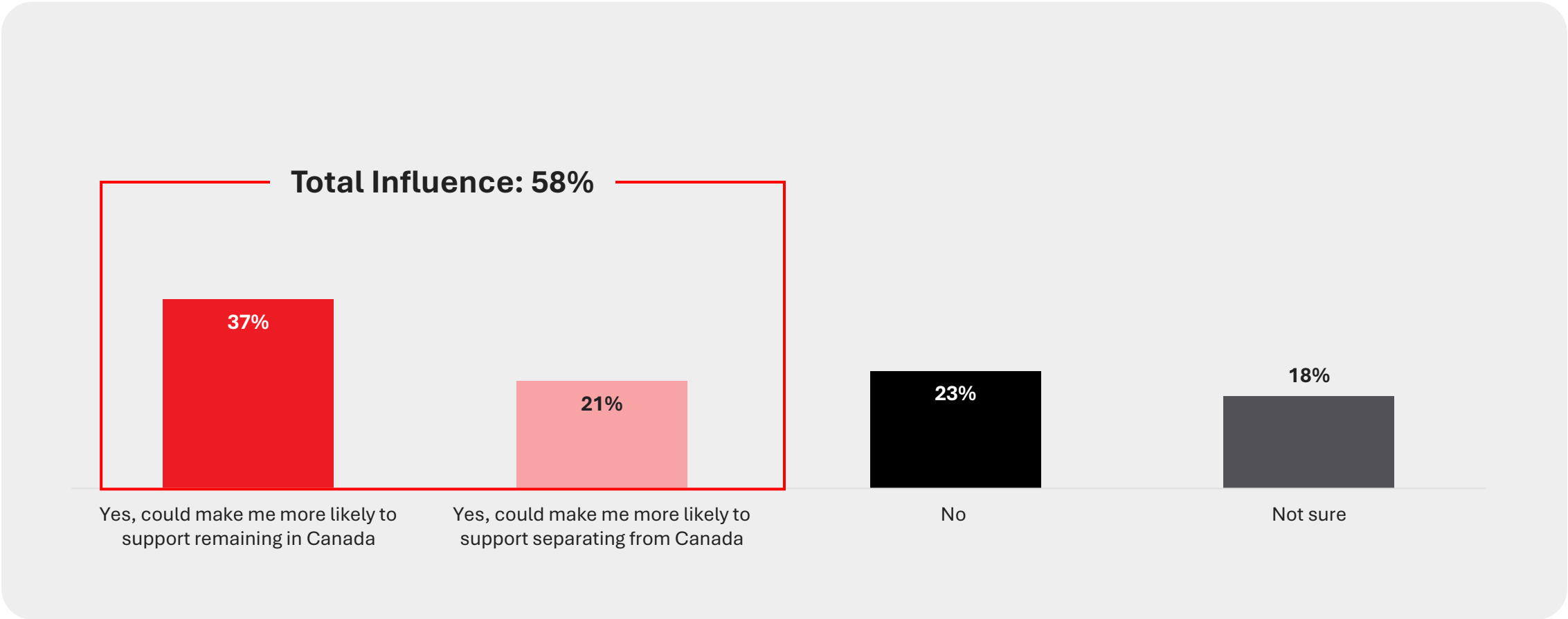
Base: Alberta respondents who support at least one option for separating from Canada (n=357)

	Total Alberta	Calgary	Edmonton	Rest of Province	Male	Female	18-34	35-54	55+
Weighted n=	401	134	118	149	221	180	113	150	138
Unweighted n=	357	113	95	149	170	187	74	97	186
All of these	54%	47%	56%	58%	55%	52%	37%	51%	71%
Primarily economic reasons (e.g., resource management, taxation, federal policies)	30%	37%	27%	26%	31%	29%	43%	30%	20%
Primarily political identity reasons (e.g., feelings of underrepresentation, desire for self-governance)	8%	5%	10%	7%	8%	7%	10%	9%	4%
Primarily cultural reasons (e.g., values, lifestyle, regional identity)	5%	8%	3%	4%	6%	4%	8%	6%	1%
Other reasons	1%	2%	0%	0%	0%	2%	1%	1%	1%
Not sure	3%	1%	4%	4%	1%	5%	1%	3%	4%

# Federal Government’s Influence on Views of Alberta’s Political Future (1/2)

**Q4.** Could actions by the federal government influence your views on Alberta’s political future within Canada?

Base: Alberta respondents (n=1,000)



# Federal Government’s Influence on Views of Alberta’s Political Future (2/2)

**Q4.** Could actions by the federal government influence your views on Alberta’s political future within Canada?

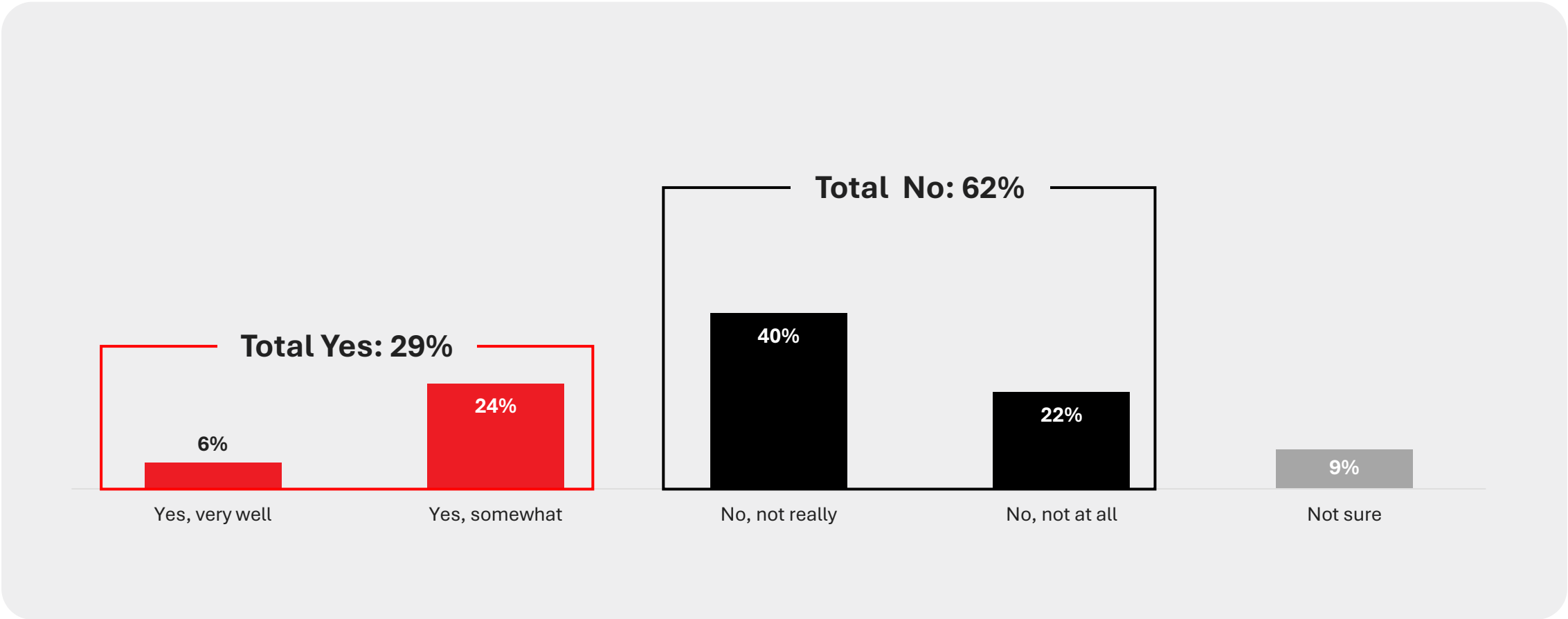
Base: Alberta respondents (n=1,000)

	Total Alberta	Calgary	Edmonton	Rest of Province	Male	Female	18-34	35-54	55+	Support Separation	Oppose Separation
Weighted n=	1000	354	328	318	489	511	279	363	358	401	533
Unweighted n=	1000	330	320	350	409	591	170	297	533	357	591
Yes, could make me <b>more likely to support remaining</b> in Canada	37%	35%	35%	41%	39%	35%	42%	31%	39%	40%	37%
Yes, could make me <b>more likely to support separating</b> from Canada	21%	25%	18%	21%	25%	18%	24%	21%	20%	42%	7%
No	23%	20%	29%	22%	21%	26%	18%	24%	27%	5%	38%
Not sure	18%	20%	18%	16%	16%	20%	15%	24%	15%	12%	18%

# Do Canadians Understand Alberta’s Alienation? (1/2)

**Q5.** Do you think people in other parts of Canada understand the reasons some Albertans feel alienated from the rest of the country?

Base: Alberta respondents (n=1,000)



# Do Canadians Understand Alberta’s Alienation? (2/2)

**Q5.** Do you think people in other parts of Canada understand the reasons some Albertans feel alienated from the rest of the country?

Base: Alberta respondents (n=1,000)

	Total Alberta	Calgary	Edmonton	Rest of Province	Male	Female	18-34	35-54	55+	Support Separation	Oppose Separation
Weighted n=	1000	354	328	318	489	511	279	363	358	401	533
Unweighted n=	1000	330	320	350	409	591	170	297	533	357	591
YES	29%	31%	31%	26%	32%	26%	37%	30%	23%	36%	26%
Yes, very well	6%	5%	7%	6%	6%	5%	10%	4%	5%	8%	4%
Yes, somewhat	24%	26%	24%	20%	26%	21%	28%	26%	18%	27%	22%
NO	62%	59%	60%	67%	61%	63%	51%	60%	71%	62%	62%
No, not really	40%	38%	40%	43%	39%	41%	37%	39%	44%	35%	44%
No, not at all	22%	21%	20%	24%	22%	22%	15%	22%	27%	27%	17%
Not sure	9%	10%	9%	8%	7%	11%	11%	10%	6%	2%	12%

---

# Alberta Politics

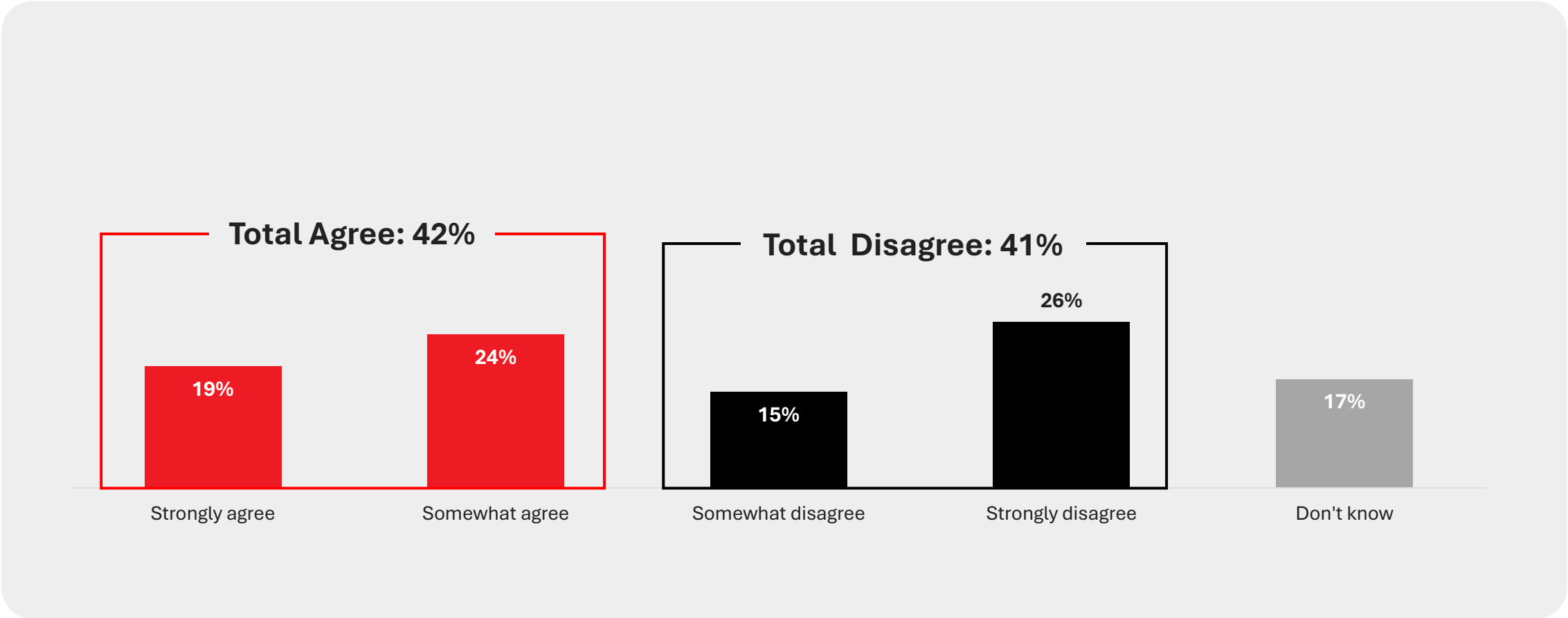




## Perspectives on Changes to Elections Act (1/2)

**Q6.** The Alberta government has proposed changes to the Elections Act (Bill 54). One of the proposed changes would lower the threshold for initiating a referendum petition to 10% of eligible voters, making it easier for citizens to trigger a referendum on provincial matters. To what extent do you agree or disagree with this proposed change?

Base: Alberta respondents (n=1,000)



## Perspectives on Changes to Elections Act (2/2)

**Q6.** The Alberta government has proposed changes to the Elections Act (Bill 54). One of the proposed changes would lower the threshold for initiating a referendum petition to 10% of eligible voters, making it easier for citizens to trigger a referendum on provincial matters. To what extent do you agree or disagree with this proposed change?

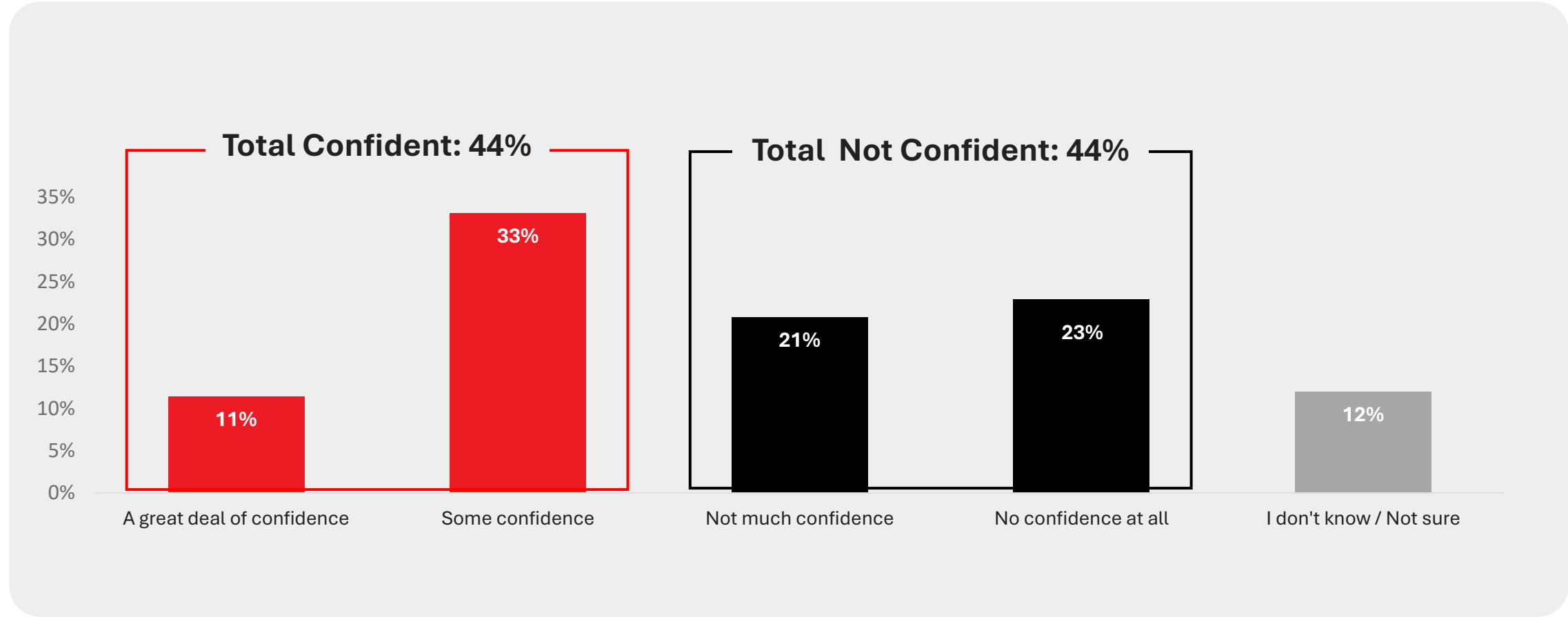
Base: Alberta respondents (n=1,000)

	Total Alberta	Calgary	Edmonton	Rest of Province	Male	Female	18-34	35-54	55+	Support Separation	Oppose Separation
Weighted n=	1000	354	328	318	489	511	279	363	358	401	533
Unweighted n=	1000	330	320	350	409	591	170	297	533	357	591
<b>AGREE</b>	<b>42%</b>	41%	42%	44%	51%	34%	44%	41%	42%	79%	18%
Strongly agree	19%	18%	17%	22%	23%	14%	15%	19%	21%	44%	2%
Somewhat agree	24%	23%	25%	22%	27%	20%	29%	22%	21%	36%	16%
<b>DISAGREE</b>	<b>41%</b>	38%	45%	40%	40%	41%	35%	39%	47%	10%	66%
Somewhat disagree	15%	16%	13%	14%	14%	15%	12%	15%	17%	8%	21%
Strongly disagree	26%	21%	32%	25%	26%	26%	23%	24%	30%	3%	46%
I don't know	17%	22%	13%	16%	9%	25%	21%	20%	11%	10%	16%

## Confidence in Prime Minister to Deliver on Energy Strategy (1/2)

**Q7.** Prime Minister Mark Carney has frequently spoken about implementing a comprehensive strategy to unlock Canada’s energy potential, with the goal of positioning the country as a global energy superpower. Based on what you’ve seen or heard so far, how much confidence do you have that he will deliver on this commitment?

Base: Alberta respondents (n=1,000)



## Confidence in Prime Minister to Deliver on Energy Strategy (2/2)

**Q7.** Prime Minister Mark Carney has frequently spoken about implementing a comprehensive strategy to unlock Canada's energy potential, with the goal of positioning the country as a global energy superpower. Based on what you've seen or heard so far, how much confidence do you have that he will deliver on this commitment?

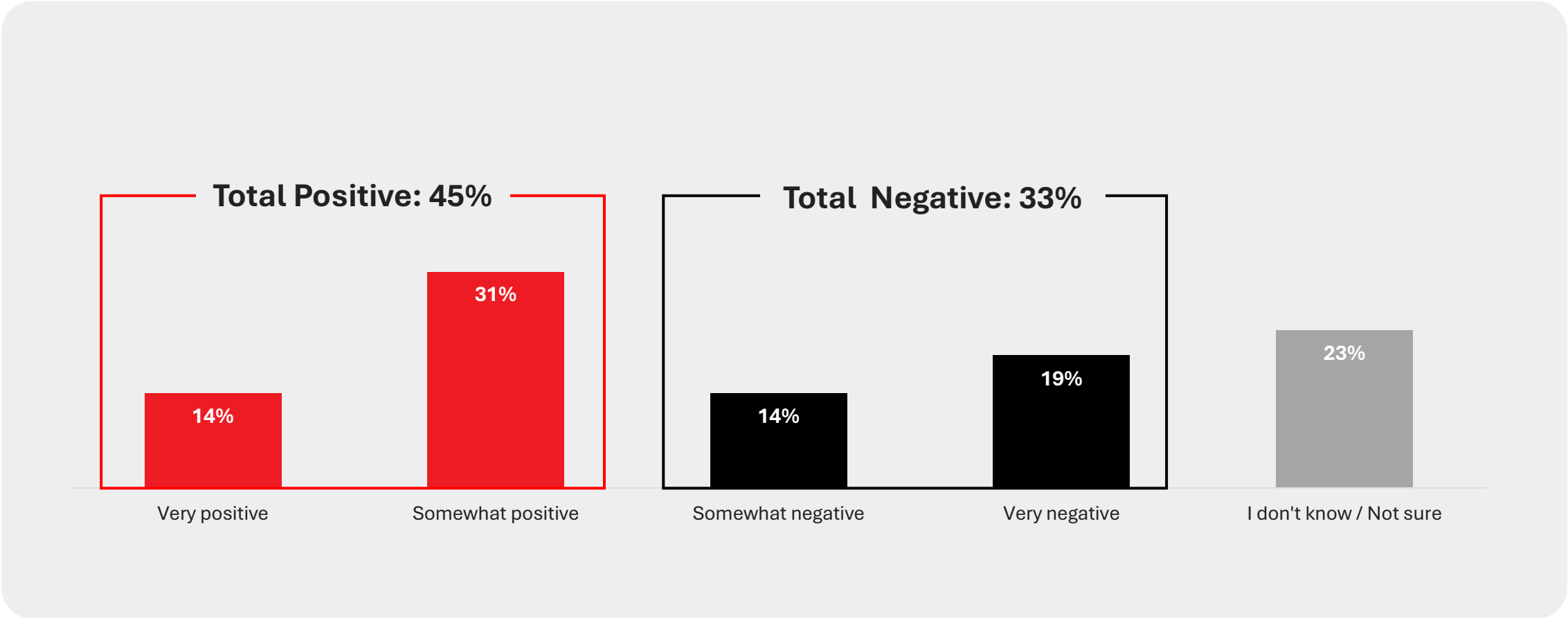
Base: Alberta respondents (n=1,000)

	Total Alberta	Calgary	Edmonton	Rest of Province	Male	Female	18-34	35-54	55+	Support Separation	Oppose Separation
Weighted n=	1000	354	328	318	489	511	279	363	358	401	533
Unweighted n=	1000	330	320	350	409	591	170	297	533	357	591
<b>CONFIDENT</b>	<b>44%</b>	42%	55%	36%	48%	41%	49%	46%	39%	30%	60%
A great deal of confidence	11%	8%	14%	12%	13%	10%	8%	15%	11%	6%	17%
Some confidence	33%	34%	41%	24%	35%	31%	41%	32%	28%	24%	44%
<b>NOT CONFIDENT</b>	<b>44%</b>	45%	36%	51%	46%	42%	33%	42%	54%	66%	26%
Not much confidence	21%	23%	16%	24%	17%	24%	23%	18%	23%	24%	17%
No confidence at all	23%	22%	20%	27%	28%	18%	10%	24%	32%	42%	9%
I don't know / Not sure	12%	13%	10%	13%	7%	17%	18%	12%	7%	4%	13%

# Impact of Energy Strategy on Alberta’s Energy Sector (1/2)

**Q8.** And, what kind of impact do you think Prime Minister Mark Carney’s energy strategy will have on Alberta’s energy sector?

Base: Alberta respondents (n=1,000)



## Impact of Energy Strategy on Alberta's Energy Sector (2/2)

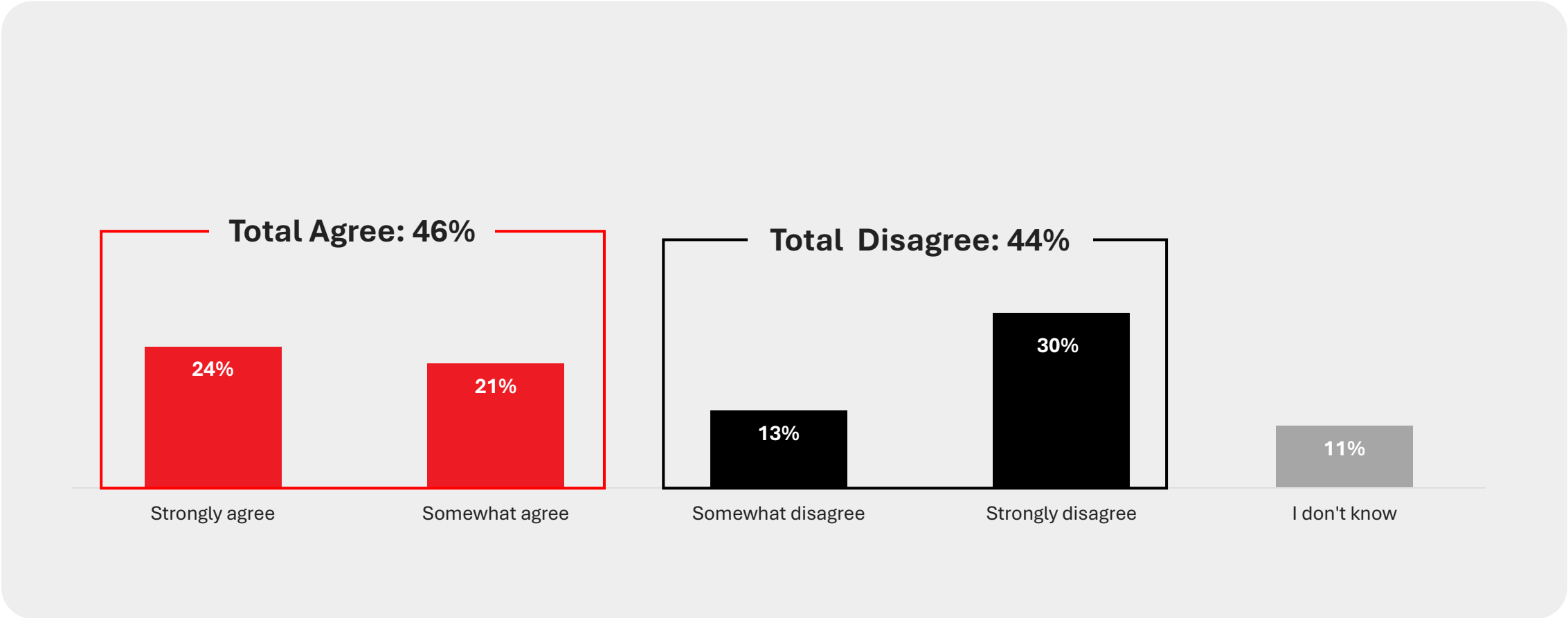
**Q8.** And, what kind of impact do you think Prime Minister Mark Carney's energy strategy will have on Alberta's energy sector?

Base: Alberta respondents (n=1,000)

	Total Alberta	Calgary	Edmonton	Rest of Province	Male	Female	18-34	35-54	55+	Support Separation	Oppose Separation
Weighted n=	1000	354	328	318	489	511	279	363	358	401	533
Unweighted n=	1000	330	320	350	409	591	170	297	533	357	591
<b>POSITIVE</b>	<b>45%</b>	45%	47%	42%	49%	41%	48%	46%	41%	29%	61%
Very positive	14%	11%	16%	14%	13%	14%	13%	14%	14%	7%	20%
Somewhat positive	31%	34%	31%	28%	36%	26%	36%	32%	26%	22%	41%
<b>NEGATIVE</b>	<b>33%</b>	30%	29%	40%	37%	29%	28%	32%	38%	57%	14%
Somewhat negative	14%	14%	12%	15%	13%	14%	18%	11%	12%	19%	9%
Very negative	19%	16%	17%	25%	23%	15%	10%	20%	25%	38%	6%
I don't know / Not sure	23%	25%	24%	18%	15%	30%	24%	23%	22%	14%	25%

## Perspectives on Premier Smith’s U.S. Trips (1/2)

**Q9.** In recent months, Premier Danielle Smith has made several trips to the United States to promote Alberta’s energy sector and advocate against potential tariffs. These visits have included meetings with American media figures and policy influencers, some of whom are known to support U.S. President Donald Trump and his policies. To what extent do you agree or disagree with Premier Smith’s decision to make these trips to the U.S.? Base: Alberta respondents (n=1,000)



## Perspectives on Premier Smith’s U.S. Trips (2/2)

**Q9.** In recent months, Premier Danielle Smith has made several trips to the United States to promote Alberta’s energy sector and advocate against potential tariffs. These visits have included meetings with American media figures and policy influencers, some of whom are known to support U.S. President Donald Trump and his policies. To what extent do you agree or disagree with Premier Smith’s decision to make these trips to the U.S.? Base: Alberta respondents (n=1,000)

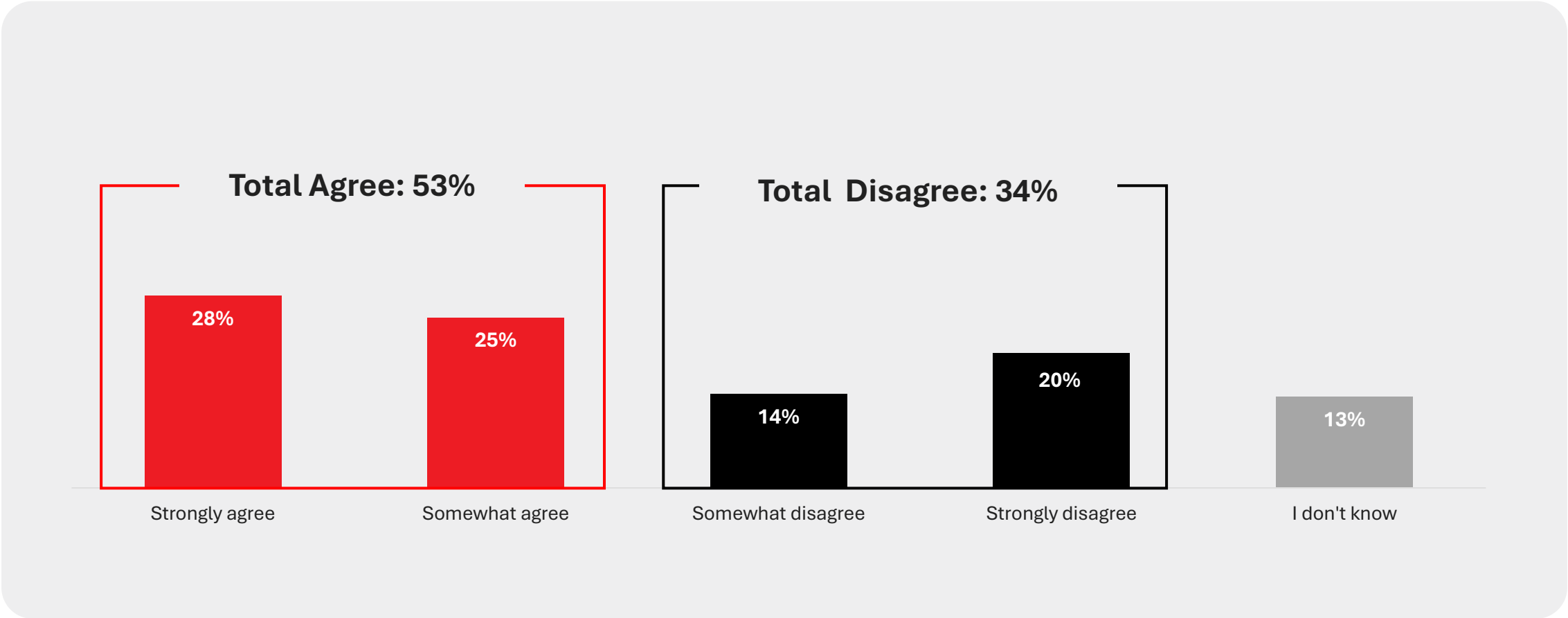
	Total Alberta	Calgary	Edmonton	Rest of Province	Male	Female	18-34	35-54	55+	Support Separation	Oppose Separation
Weighted n=	1000	354	328	318	489	511	279	363	358	401	533
Unweighted n=	1000	330	320	350	409	591	170	297	533	357	591
AGREE	46%	44%	44%	50%	55%	37%	47%	45%	46%	80%	22%
Strongly agree	24%	22%	21%	31%	32%	17%	18%	25%	28%	48%	8%
Somewhat agree	21%	23%	23%	19%	23%	20%	29%	19%	17%	31%	14%
DISAGREE	44%	42%	48%	40%	39%	48%	37%	43%	50%	13%	69%
Somewhat disagree	13%	15%	15%	10%	12%	14%	13%	12%	15%	8%	18%
Strongly disagree	30%	28%	34%	29%	27%	34%	24%	31%	35%	5%	51%
I don't know	11%	13%	8%	10%	7%	15%	16%	12%	5%	7%	8%



## Perspectives on Premier Smith’s Approach to Demands to the Federal Government (1/2)

**Q10.** During a press conference on May 5, Premier Danielle Smith presented a list of demands to the federal government, including equal per capita federal transfers, guaranteed port access, and the repeal of certain federal environmental regulations. To what extent do you agree or disagree with Premier’s Smith’s approach laying specific demands for the newly elected federal government?

Base: Alberta respondents (n=1,000)



## Perspectives on Premier Smith's Approach to Demands to the Federal Government (2/2)

**Q10.** During a press conference on May 5, Premier Danielle Smith presented a list of demands to the federal government, including equal per capita federal transfers, guaranteed port access, and the repeal of certain federal environmental regulations. To what extent do you agree or disagree with Premier's Smith's approach laying specific demands for the newly elected federal government?

Base: Alberta respondents (n=1,000)

	Total Alberta	Calgary	Edmonton	Rest of Province	Male	Female	18-34	35-54	55+	Support Separation	Oppose Separation
Weighted n=	1000	354	328	318	489	511	279	363	358	401	533
Unweighted n=	1000	330	320	350	409	591	170	297	533	357	591
<b>AGREE</b>	<b>53%</b>	52%	51%	57%	60%	47%	49%	51%	59%	83%	34%
Strongly agree	28%	26%	27%	32%	32%	24%	19%	26%	37%	55%	10%
Somewhat agree	25%	27%	23%	25%	28%	23%	30%	25%	22%	28%	24%
<b>DISAGREE</b>	<b>34%</b>	34%	37%	29%	34%	33%	33%	34%	33%	10%	53%
Somewhat disagree	14%	17%	11%	13%	17%	11%	17%	13%	12%	8%	19%
Strongly disagree	20%	17%	26%	16%	17%	23%	16%	21%	21%	2%	34%
I don't know	13%	14%	12%	14%	7%	20%	18%	15%	8%	7%	13%

## Our Credentials



### Canada

Leger is a member of the [Canadian Research Insights Council \(CRIC\)](#), the industry association for the market/survey/insights research industry.



### Europe

Leger is a member of [ESOMAR](#) (European Society for Opinion and Market Research), the global association of opinion polls and marketing research professionals.



### America

Leger is also a member of the [Insights Association](#), the American Association of Marketing Research Analytics.



### International

Leger is a member of the [Worldwide Independent Network of Market Research \(WIN\)](#), a global alliance of leading independent market research and polling firms that collaborate to share expertise, methodologies, and insights across diverse markets.

## Our services

### Leger

Marketing research and polling

### Customer Experience (CX)

Strategic and operational customer experience consulting services

### Leger Analytics (LEA)

Data modelling and analysis

### Leger Opinion (LEO)

Panel management

### Leger Communities

Online community management

### Leger Digital

Digital strategy and user experience

### International Research

Worldwide Independent Network (WIN)

300  
employees

185  
consultants

8  
offices

MONTREAL | QUEBEC |  
TORONTO | WINNIPEG  
EDMONTON | CALGARY |  
VANCOUVER | NEW YORK



Data-driven intelligence for a changing world.

[leger360.com](https://leger360.com)