

Report

Government of Alberta Report Card

January 2025

DATE 2/5/2025



BACKGROUND



Leger monitors constituents' views of Alberta government performance, party leadership, and voter intentions to keep a pulse on provincial political sentiment.

METHODOLOGY



- Results are based on online research conducted among Albertan adults 18 years of age and older.
- The most recent wave was conducted among a sample of 1,002, with fieldwork from January 24-26, 2025.
 - Typically, a margin of error is not associated with a non-probability sample, but for comparative purposes, a probability sample of this size would have a margin of error of +/-3.1%, 19 times out of 20.
- The data was statistically weighted according to Canadian Census figures for age, gender, region, and education within the Province.

More than six months after the May 2024 Alberta election, Leger polling data indicates there has been some subtle shifting of the political environment over the last 6 months. The UCP has increased in support slightly (3 pts) while the provincial NDP have remained virtually flat (dropped 1 pt) over the same period. One reason behind the UCP increase in voting support may be the spike in the approval of Premier's Smith's performance.

Premier Danielle Smith's approval rating has risen by 7 percentage points since August 2024, solidifying her standing as the most approved provincial leader. Meanwhile, NDP leader Naheed Nenshi's approval has declined slightly, though he remains the second-most popular party leader. Approval ratings for other Alberta party leaders continue to lag significantly, with none exceeding 13%.

Albertans continue to cite healthcare as the most pressing issue facing the province, a position it has held for years. Inflation and rising interest rates, which dominated public concerns in 2023, have been trending downwards in urgency, while housing affordability has maintained its high importance, overtaking the economy for the third spot. Additionally, following the election of U.S. President Donald Trump and his proposed tariffs against Canada, nearly one-in-ten Albertans now consider trade and tariff issues the top provincial concerns.

Despite these shifting concerns, the government's approval ratings remain mixed. Approval for handling wildfire evacuations and energy policy is higher than Premier Smith's own 46% approval rating. However, more than half of Albertans disapprove of the UCP's handling of critical issues such as healthcare, homelessness, poverty, housing affordability, and crime.

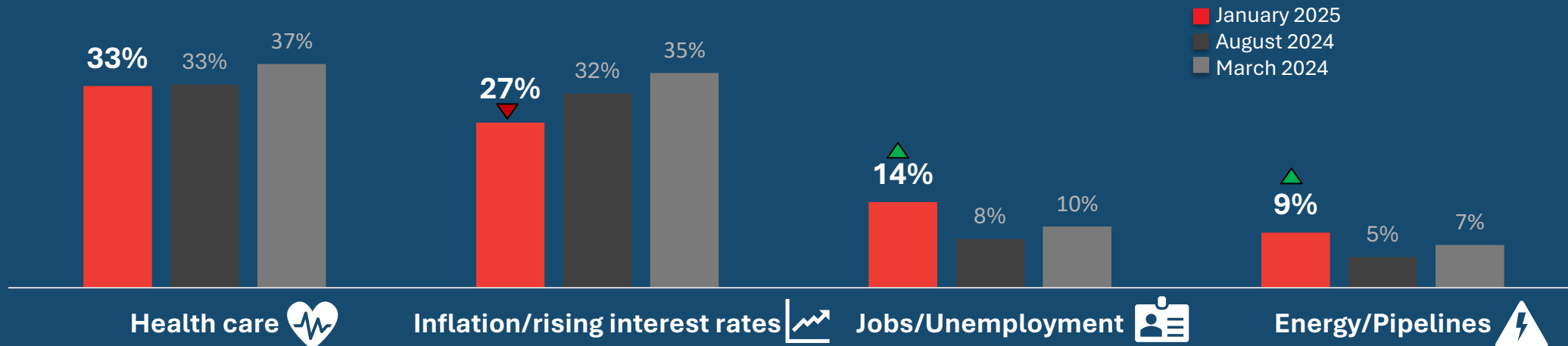
Public sentiment on Alberta's overall trajectory remains divided, with 40% of residents believing the province is headed in the right direction, while just over half say it is on the wrong track—figures largely unchanged since August 2024. Albertans are also skeptical about a proposed Alberta Pension Plan, with a majority continuing to oppose the idea.

At the federal level, Alberta remains a stronghold for Pierre Poilievre's Conservative Party, which commands nearly two-thirds of the vote. The federal NDP ranks a distant second, with the Liberals trailing closely behind. Federal voting intentions remain virtually unchanged from August 2024.

DASHBOARD OF KEY METRICS

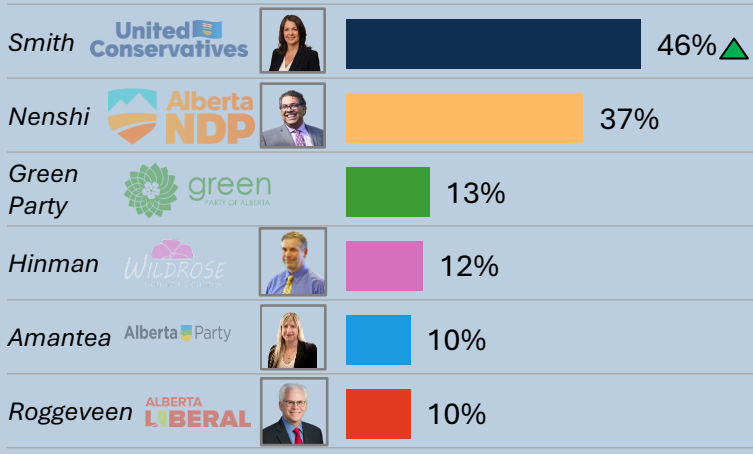
Key Important Issues

Concerns about health care and inflation/rising interest rates continue to be most prominent in Alberta as of January 2025, though the importance of inflation/rising interest rates is down significantly. Not shown but **US relations/Tariffs** is a prominent issue this wave at 15% of selections



Leader Approval Ratings

Danielle Smith has pulled ahead of Naheed Nenshi in approval ratings in January 2025, while the remainder of Alberta party leaders continue struggle with low approval.



Approval Ratings of Current Government on Key Issues

Approval ratings for the current UCP government on their handling of various issues are mixed. Wildfires and energy/pipelines, are the only issues with higher approval than the 46% received by Premier Smith herself.



- Response to wildfire evacuations
- Energy / pipelines
- Managing relations with the Federal Government
- Transportation & roads
- Preparing for USA tariffs / trade sanctions
- Environment / climate change
- Economy
- Government spending / Provincial budget
- Relations between provincial and municipal governments in Alberta
- Jobs / unemployment

>34%

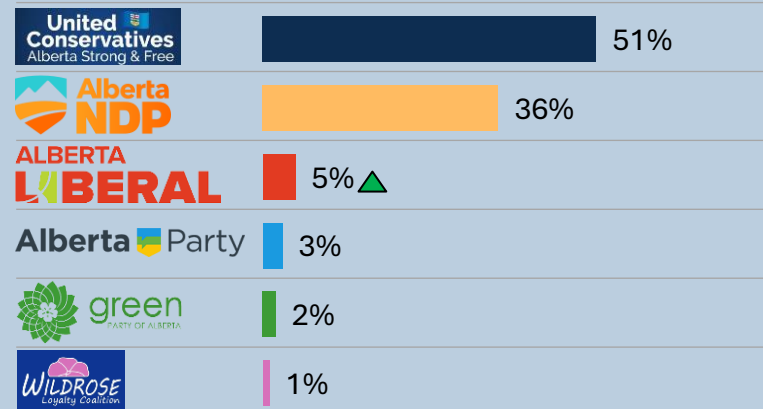


- Poverty
- Homelessness
- Housing prices / affordability
- Health care system
- Opioid / drug overdose / toxicity crisis
- Cleaning up orphaned or abandoned wells

<26%

Alberta Voting Intentions

The United Conservative Party has increased their lead over the second place Alberta NDP. Outside of the NDP and UCP, no party received more than 5% voting intention amongst Albertans.



▲ Statistically significantly higher than previous wave.
▼ Statistically significantly lower than previous wave.



Detailed Findings

PROVINCIAL VOTING INTENTIONS

(Among Decided Voters)

				Aug 2024	Mar 2024	Sep 2023
United Conservative Party			51%	48%	46%	49%
Alberta NDP			36%	40%	44%	39%
Alberta Liberal Party			5% ▲	3%	1%	3%
Alberta Party			3%	4%	4%	4%
Green Party of Alberta			2%	3%	1%	2%
Wildrose Loyalty Coalition			1%	2%	1%	1%
Other			2%	2%	2%	2%

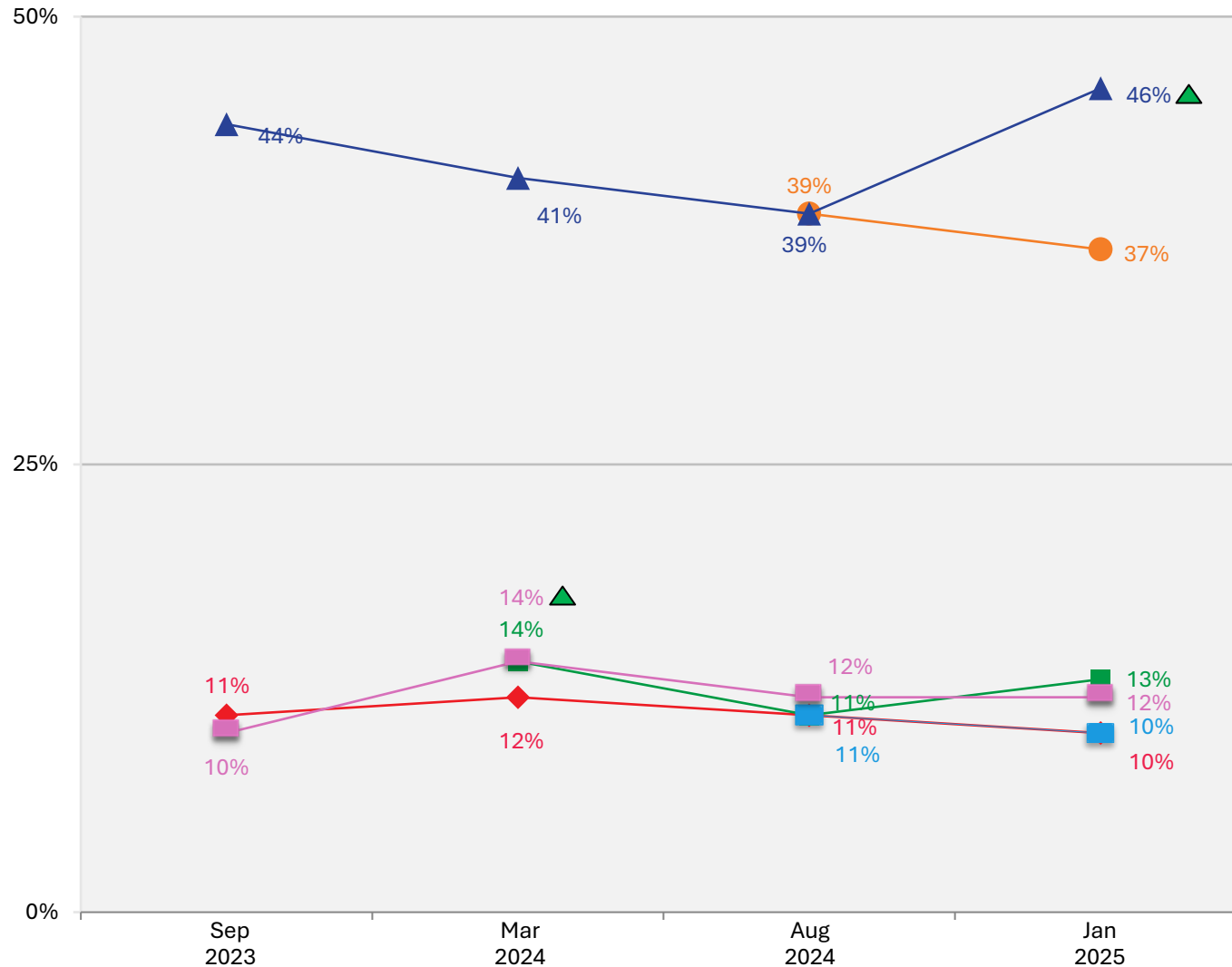
Just over half of Albertans (highest since September 2023) report that they would vote for the United Conservative Party candidate were an Alberta provincial election held tomorrow.

The Alberta NDP received the second highest share of voting intention, however, they have experienced a drop in support, particularly when looking at results from 10 months ago in March.

Results are statistically consistent with August 2024 for all parties, except for the Alberta Liberal Party who have experienced a statistically significant increase in voting intention since August 2024.

▲ Statistically significantly higher than previous wave.
▼ Statistically significantly lower than previous wave.

CURRENT LEADER APPROVAL RATING



	—●— Nenshi	
	—▲— Smith	
	—◆— Roggeveen	
	—■— Green Party	
	—■— Amantea	
	—■— Hinman	

UCP leader Danielle Smith has made significant approval gains since August 2024, with her approval rating increasing by 7 percentage points over this period.

NDP leader Naheed Nenshi has seen his approval rating fall directionally by two percentage points since August 2024 but still holds a strong second place in approval.

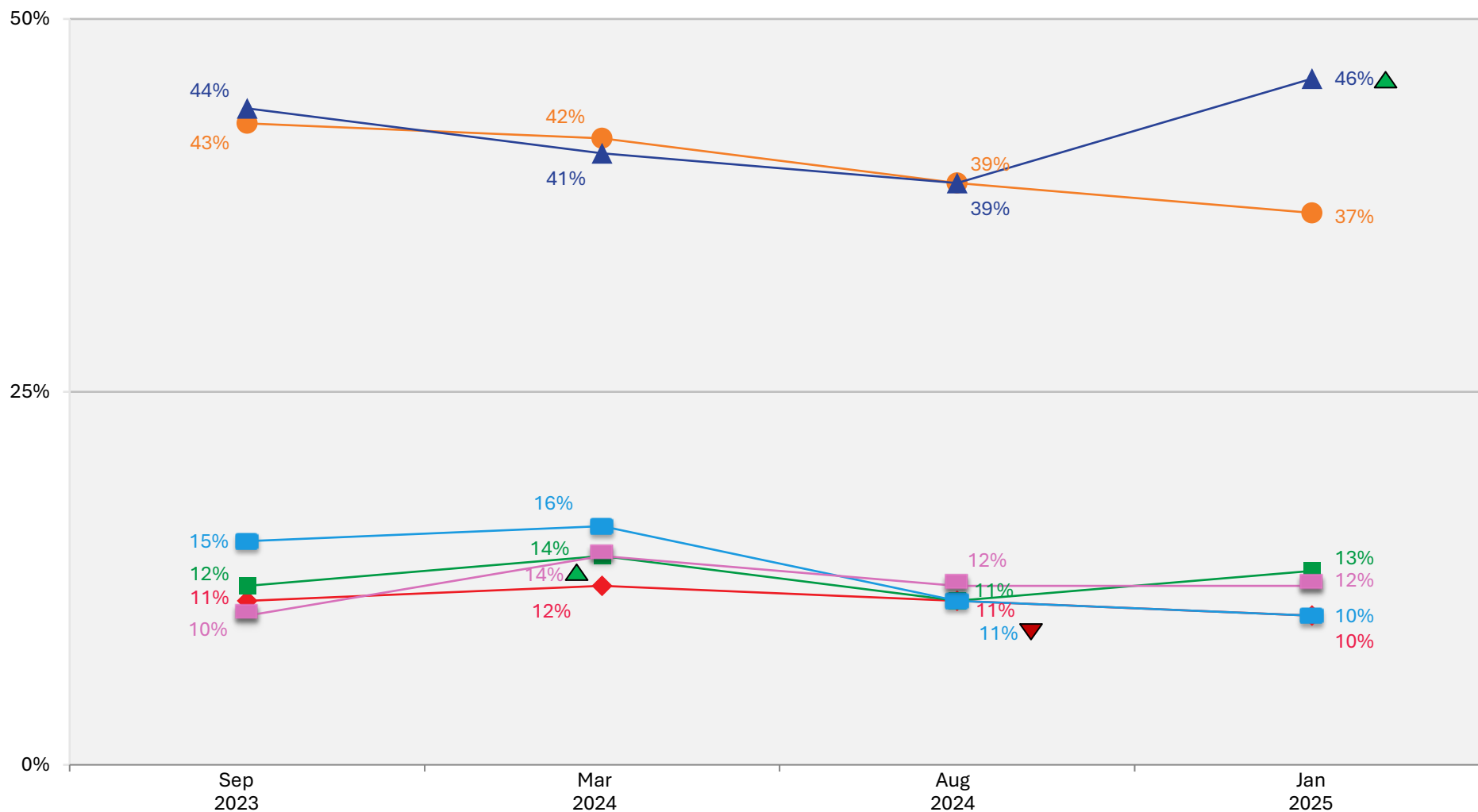
The remaining four party leaders all continue to experience relatively low levels of approval, with no leader receiving more than 13%.

Base: All respondents (Jan 2025 n=1,002; Aug 2024 n=1,005; Mar 2024 n= 1,002; Sep 2023 n=1,001)
Thinking of each of the following provincial party leaders, would you say you generally approve or disapprove of the way each has performed in their job?

▲ Statistically significantly higher than previous wave.
◆ Statistically significantly lower than previous wave.

CURRENT LEADER APPROVAL RATING

Longer Term Tracking



Base: All respondents (Jan 2025 n=1,002; Aug 2024 n=1,005; Mar 2024 n= 1,002; Sep 2023 n=1,001)
Thinking of each of the following provincial party leaders, would you say you generally approve or disapprove of the way each has performed in their job?

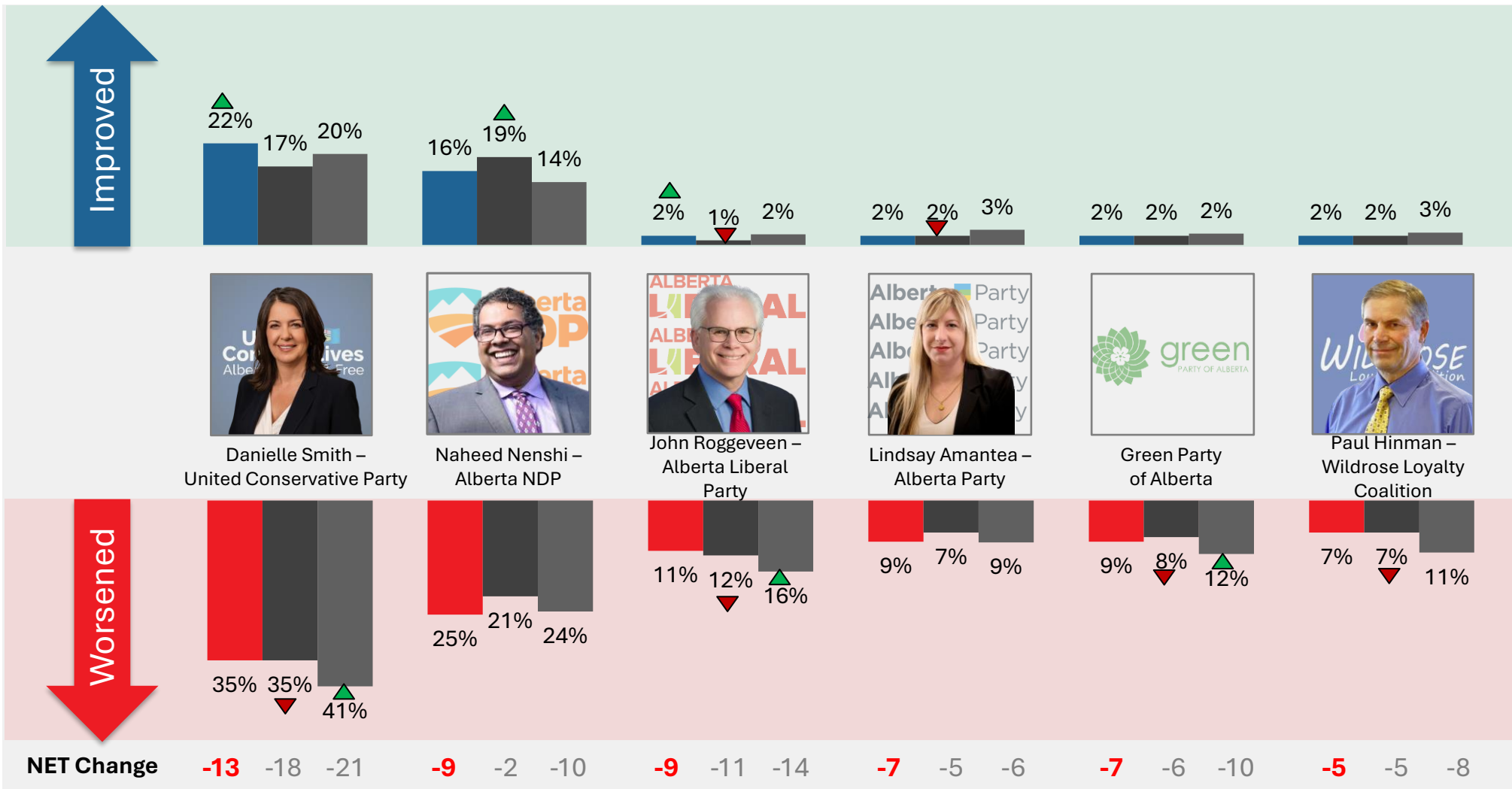
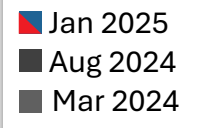
▲ Statistically significantly higher than previous wave.
▼ Statistically significantly lower than previous wave.

CHANGE IN OPINION OF LEADERS

All Alberta provincial party leaders have experienced a NET negative change in opinion over the past six months, though the magnitude of this change varies greatly by leader.

Danielle Smith experienced the largest negative change in NET opinion over the last six months (-13) but the proportion of Albertans whose opinion of her has improved increased significantly in January 2025.

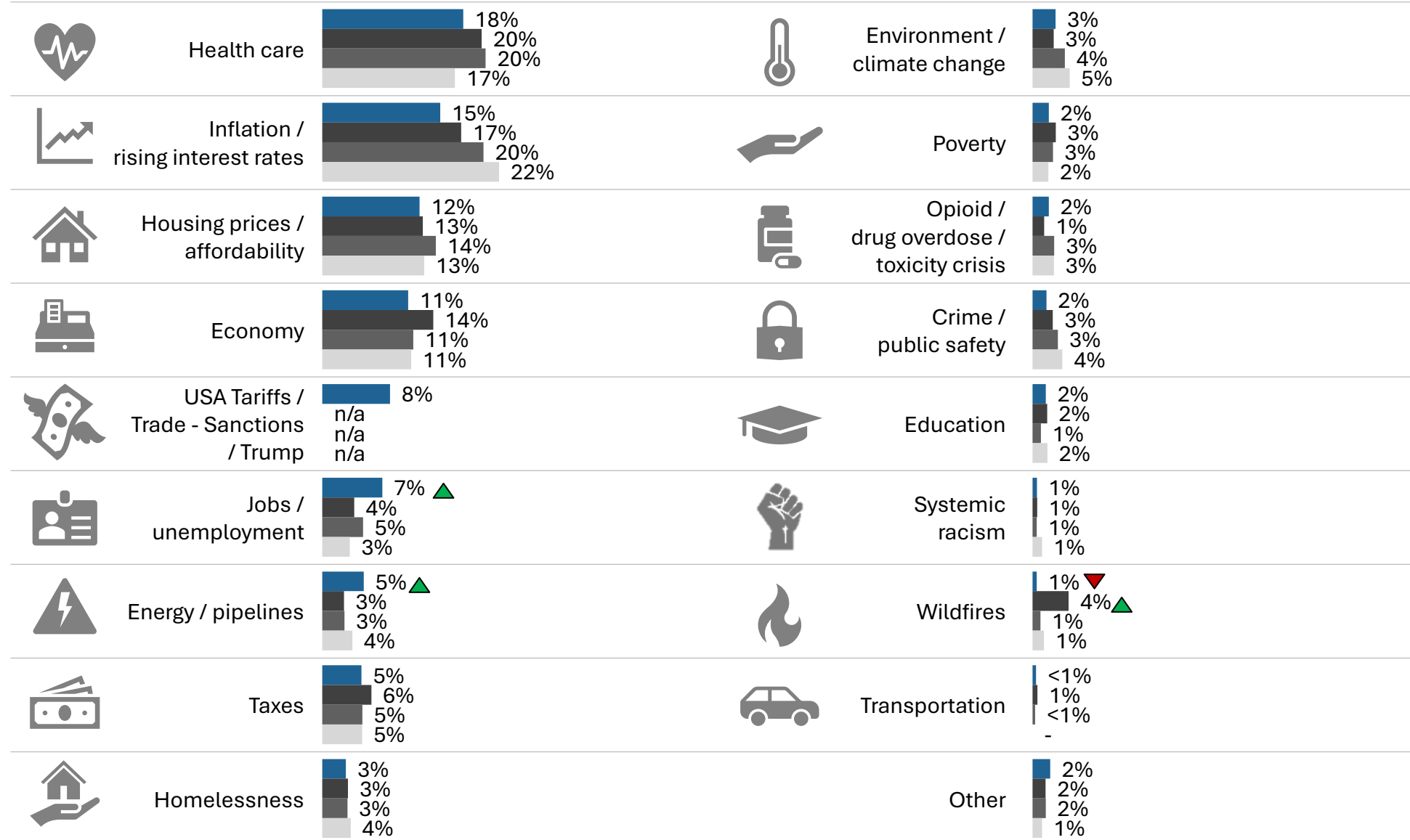
Naheed Nenshi experienced the second largest negative change in NET opinion (-9) this wave after experiencing the smallest negative change (-2) in August 2024.



Base: All respondents (Jan 2025 n=1,002; Aug 2024 n=1,005; Mar 2024 n= 1,002)
 Over the past six months, has your opinion of each of the following leaders improved, stayed the same, or worsened?

▲ Statistically significantly higher than previous wave.
 ▼ Statistically significantly lower than previous wave.

ALBERTA ISSUES – MOST IMPORTANT: AIDED – TRACKER



Health care continues to be the top issue facing Alberta today in January 2025, followed by inflation/ rising interest rates and housing prices/affordability; the latter of which surpassed economy for third place this wave.

Following the highly publicized election of US President Donald Trump and his proposal of Tariffs against Canada, just less than one-in-ten Albertans report this to be the top issue facing the province.

- Jan 2025
- Aug 2024
- Mar 2024
- Sep 2023

Base: All respondents (Jan 2025 n=1,002; Aug 2024 n=1,005; Mar 2024 n= 1,002; Sep 2023 n=1,001). 'Not sure' (2%) responses not shown. In your view, what is the most important issue facing Alberta today? What is the second most important issue?

▲ Statistically significantly higher than previous wave. ▼ Statistically significantly lower than previous wave. 10

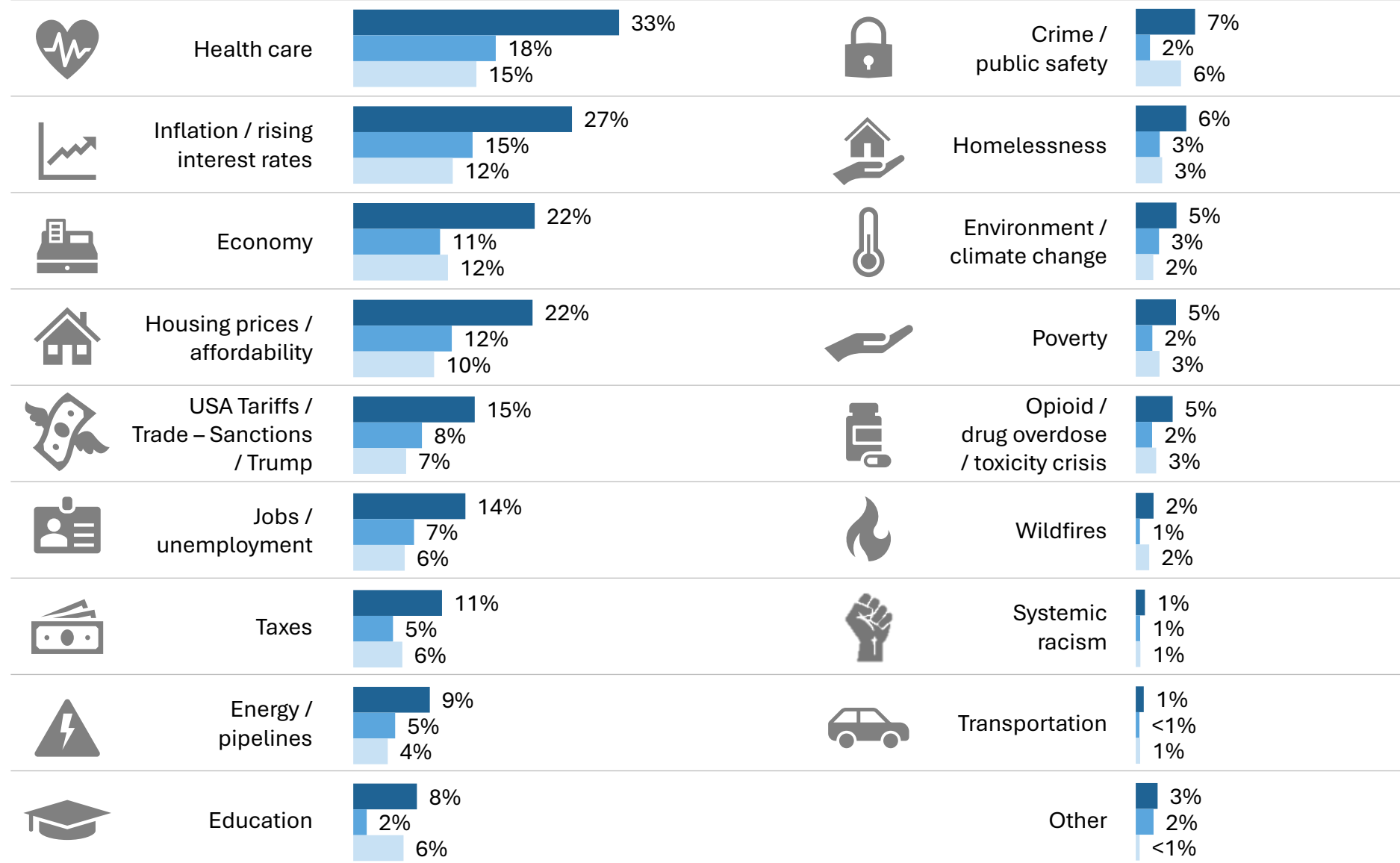
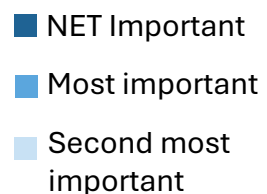
ALBERTA ISSUES – TOTAL IMPORTANCE: AIDED



Healthcare remains the overall top issue cited by Albertans, with one-third reporting it as the first or second most important issue the province is currently facing.

Inflation/rising interest rates, economy, and housing prices/ affordability also continue to be important issues in Alberta.

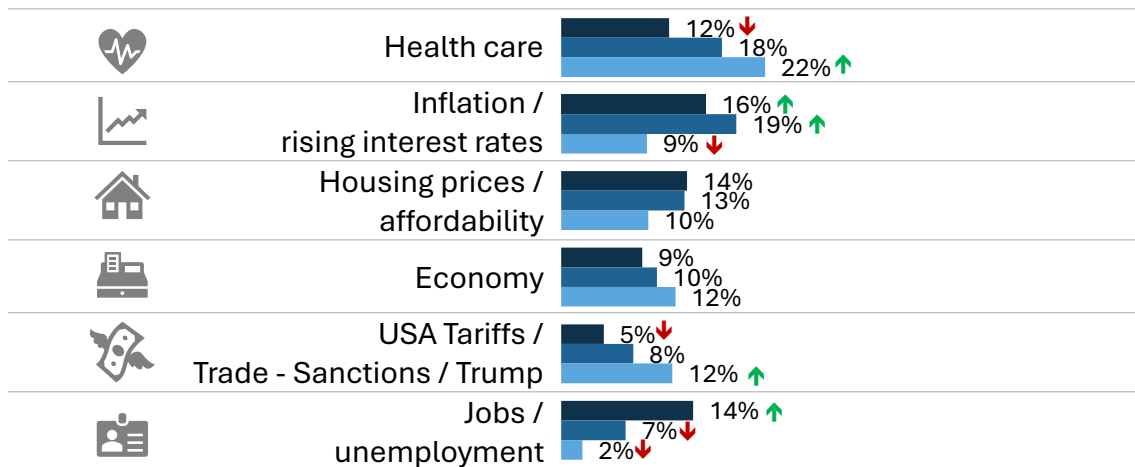
Following the highly publicized election of US President Donald Trump and his proposal of Tariffs against Canada, a notable portion of Albertans report this to be one of the top two issues facing the province.



Base: All respondents (n= 1,002). 'Not sure' (2%) responses not shown.
 In your view, what is the most important issue facing Alberta today? What is the second most important issue?

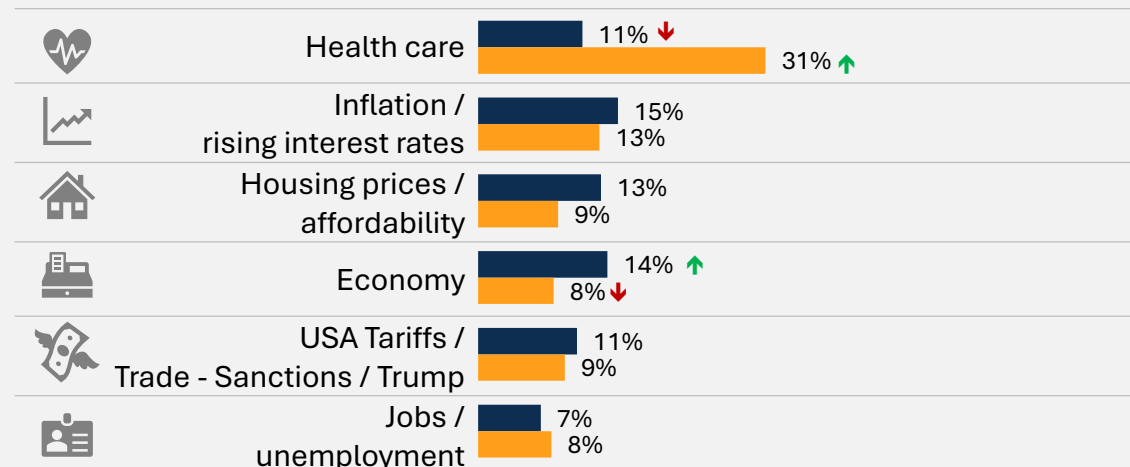
TOP 6 AB ISSUES – MOST IMPORTANT:

AIDED x **AGE** (Jan 2025)



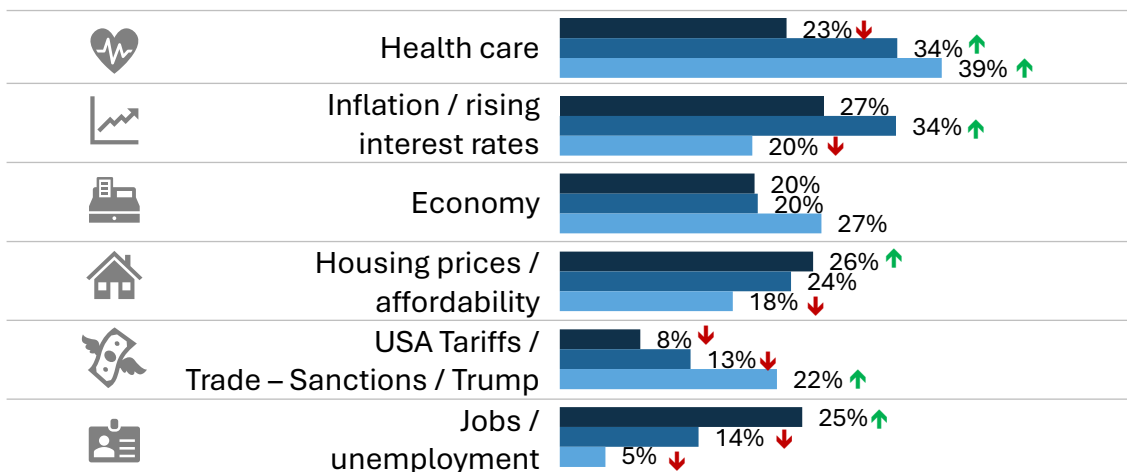

TOP 6 AB ISSUES – MOST IMPORTANT:

AIDED x **VOTING INTENTION** (Jan 2025)



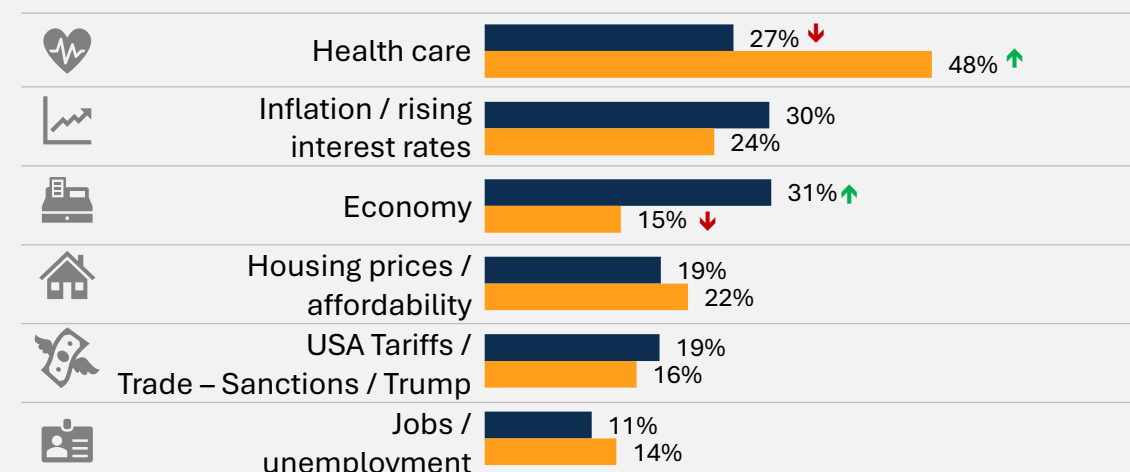
TOP 6 AB ISSUES – TOP 2 MOST IMPORTANT:

AIDED x **AGE** (Jan 2025)



TOP 6 AB ISSUES – TOP 2 MOST IMPORTANT:

AIDED x **VOTING INTENTION** (Jan 2025)



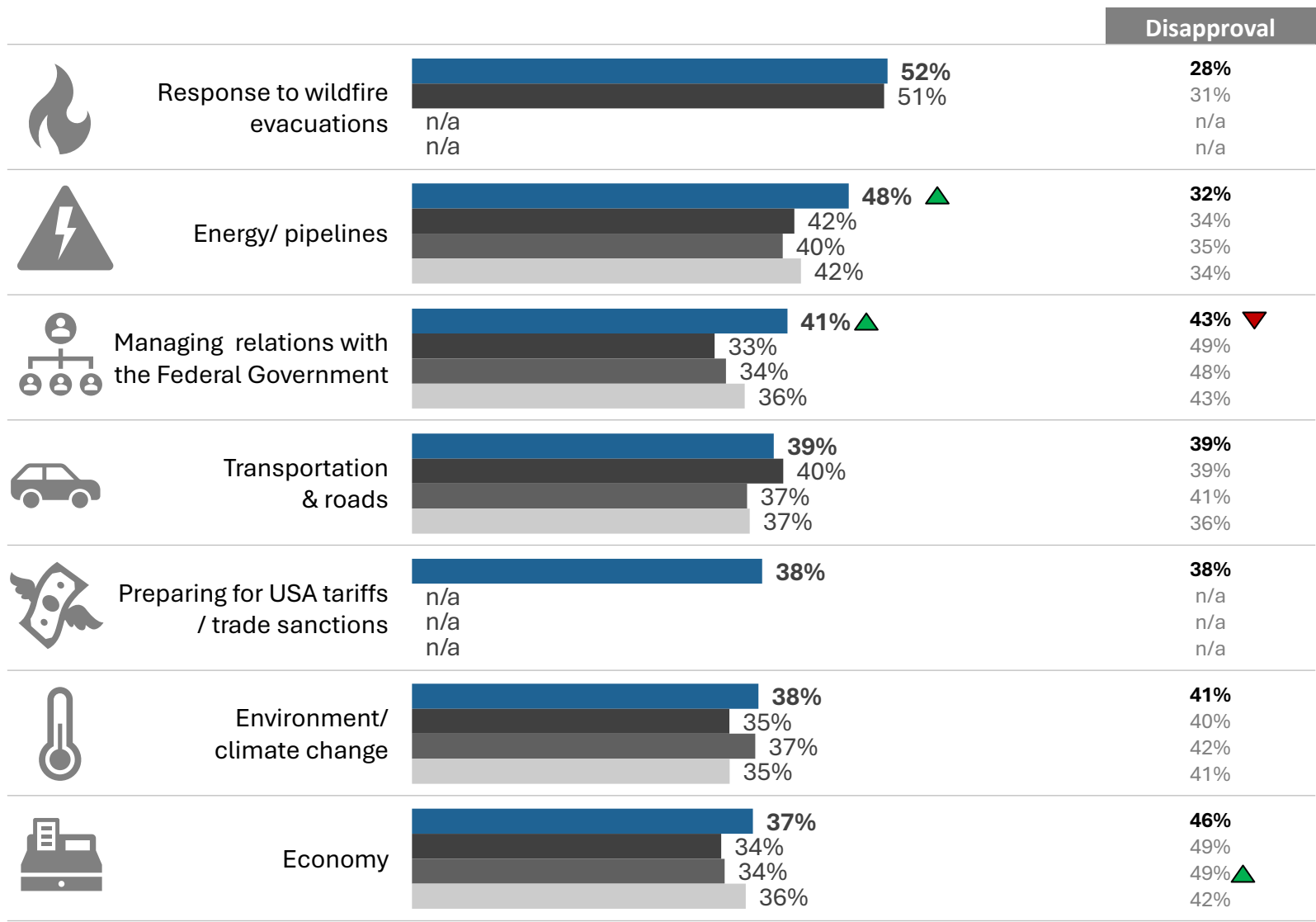
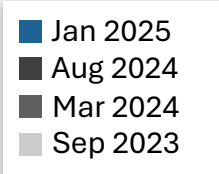
Base: All respondents (n= 1,002)
 In your view, what is the most important issue facing Alberta today? What is the second most important issue?
 Only the United Conservative Party and the Alberta NDP are included in voting intention breakdown due to small sample size for other parties.

↑ Statistically significantly higher than comparison group(s).
 ↓ Statistically significantly lower than comparison group(s).

APPROVAL RATING OF CURRENT GOVERNMENT ON ISSUES

Issue-centric approval ratings for the UCP government fall in the 22%-52% range depending on the issue, with response to wildfire evacuations being the notable exception with majority approval. Approval rates for handling of energy/pipelines and relations with the Federal Government are up significantly in January 2025.

Response to wildfire evacuations and energy/pipelines were the only issues which received higher approval from Albertans than the 46% approval received by Premier Smith.



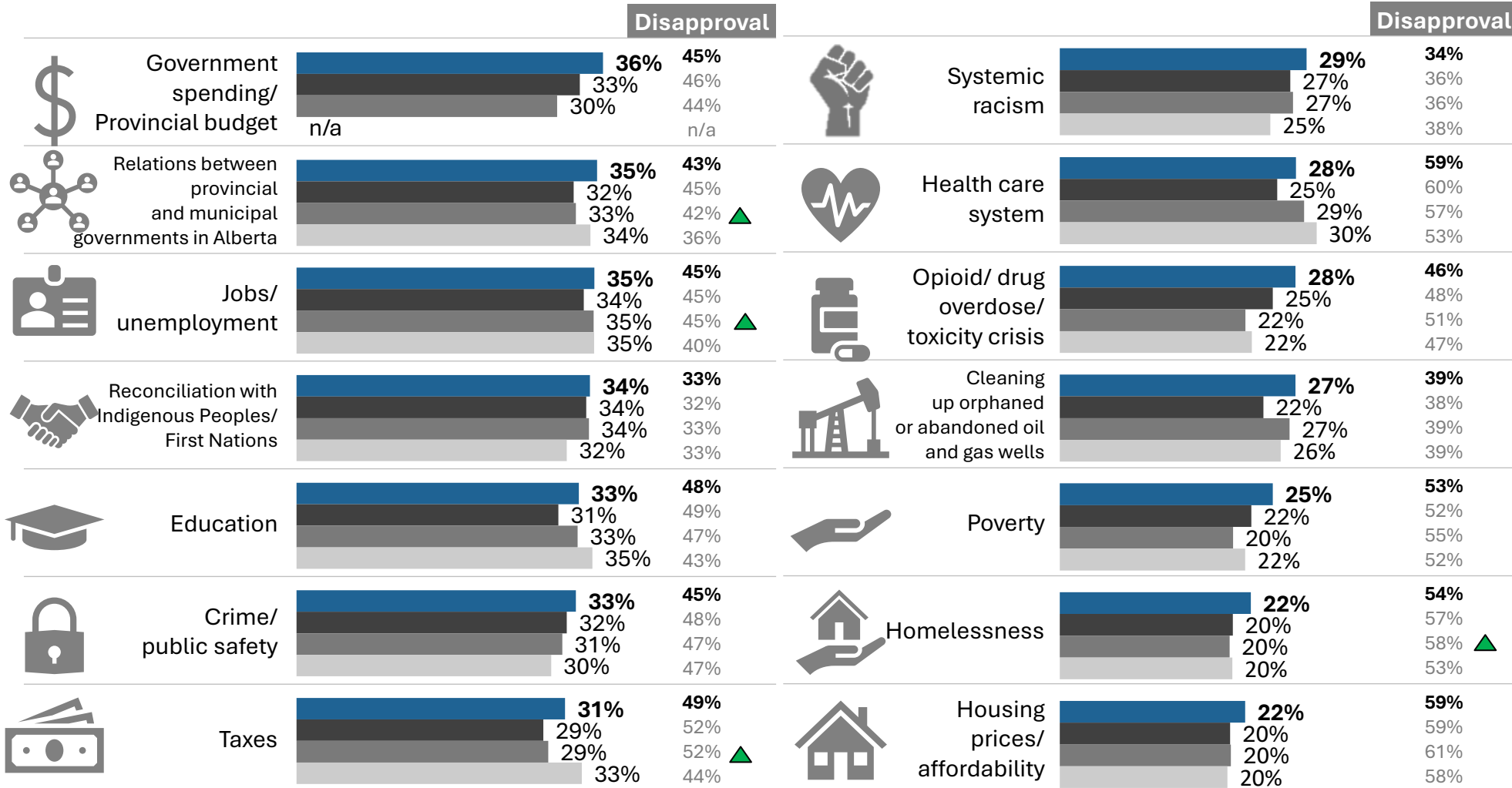
Base: All respondents (Jan 2025 n=1,002; Aug 2024 n=1,005; Mar 2024 n= 1,002; Sep 2023 n=1,001)

Do you think Danielle Smith and the United Conservative Party have done a good job or a bad job handling each of the following issues in Alberta?

▲ Statistically significantly higher than previous wave.

▼ Statistically significantly lower than previous wave.

APPROVAL RATING OF CURRENT GOVERNMENT ON ISSUES (cont.)



Housing prices/affordability, homelessness, health care system, and poverty all continued to receive greater than 50% disapproval from Albertans.

Disapproval ratings regarding the government's handling of relations with the Federal Government are down significantly in January 2025.

Government spending approval has been trending upwards since polling for this issue began in March 2024. Approval rates for government handling of the opioid crisis and poverty also appear to be trending upwards over the same period.



Base: All respondents (Jan 2025 n=1,002; Aug 2024 n=1,005; Mar 2024 n= 1,002; Sep 2023 n=1,001)

Do you think Danielle Smith and the United Conservative Party have done a good job or a bad job handling each of the following issues in Alberta?

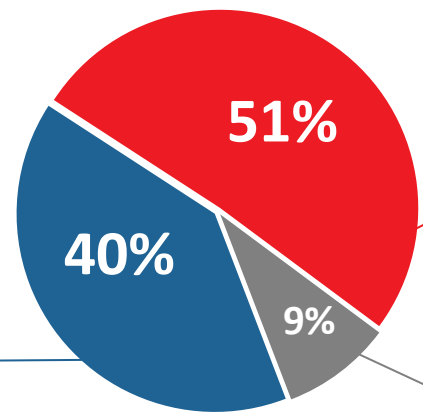
▲ Statistically significantly higher than previous wave.

▼ Statistically significantly lower than previous wave.

CURRENT TRAJECTORY OF ALBERTA



40% of Albertans believe that **things in the province are going in the right direction**, up directionally from 37% in August 2024.



51% of Albertans believe that **things in the province are off on the wrong track**, down directionally from 52% in August 2024.

9% of Albertans report that they **“don’t know”** or simply **refuse to answer**.

Four-in-ten Albertans believe the province is going in the right direction, whereas just over half are negative about the direction the province is headed; consistent with August 2024 results.

Men, those ages 35+, and those residing outside of Edmonton are more likely to believe the province is headed in the right direction; women, those ages 18-34, and Edmontonians are less likely to believe this.

	OVERALL	x GENDER	x AGE	x REGION
NET Right direction	40%	46% ↑ 34% ↓	30% ↓ 41% ↑ 47% ↑	44% ↑ 33% ↓ 43% ↑
Strongly right direction	9%	11% ↑ 7% ↓	6% ↓ 7% ↓ 13% ↑	12% ↑ 6% ↓ 9%
Somewhat right direction	31%	35% ↑ 27% ↓	23% ↓ 34% ↑ 34% ↑	32% 27% 34%
NET Wrong Track	51%	47% ↓ 55% ↑	59% ↑ 50% 46% ↓	49% 57% ↑ 47% ↓
Somewhat wrong track	23%	24% 23%	31% ↑ 20% ↓ 20% ↓	26% 20% 24%
Strongly wrong track	28%	24% ↓ 32% ↑	28% 30% 25%	23% ↓ 37% ↑ 24% ↓

■ Men ■ Women ■ 18-34 ■ 35-45 ■ 55+ ■ Calgary ■ Edmonton ■ Rest of AB

Base: All respondents (n= 1,002)
 A1: Taking everything into account how do you feel things are going these days in Alberta? Are things going in the right direction or are they off on the wrong track?

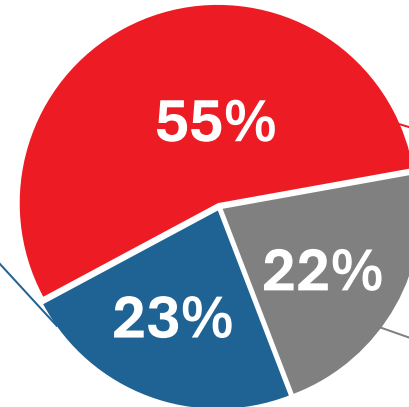
↑ Statistically significantly higher than comparison group(s).
↓ Statistically significantly lower than comparison group(s).

OPINIONS ON ALBERTA PENSION PLAN

Less than a quarter of Albertans support the creation of a new Alberta Pension Plan to replace the existing Canada Pension Plan for Albertans, while greater than half oppose it. These results are consistent with August 2024 results.

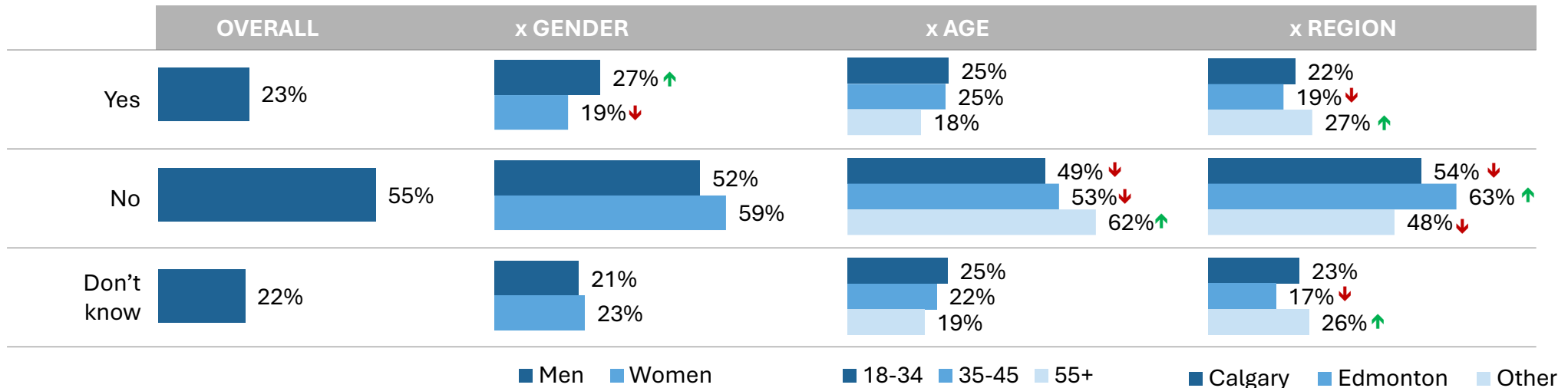
Men are more likely to support the creation of a new Alberta Pension Plan, while those age 55+ and those residing in Edmonton are more likely to oppose it.

23% of Albertans support the creation of a new Alberta Pension Plan to replace the Canada Pension Plan, consistent with 23% in August 2024.



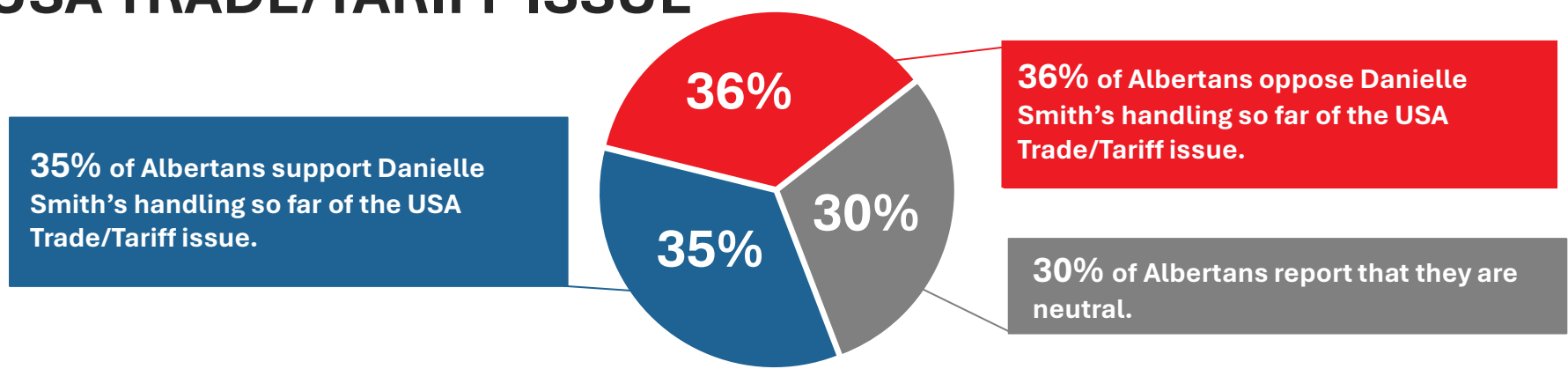
55% of Albertans do not support the creation of a new Alberta Pension Plan to replace the Canada Pension Plan, consistent with 53% in August 2024.

22% of Albertans report that they “don’t know” regarding the issue.



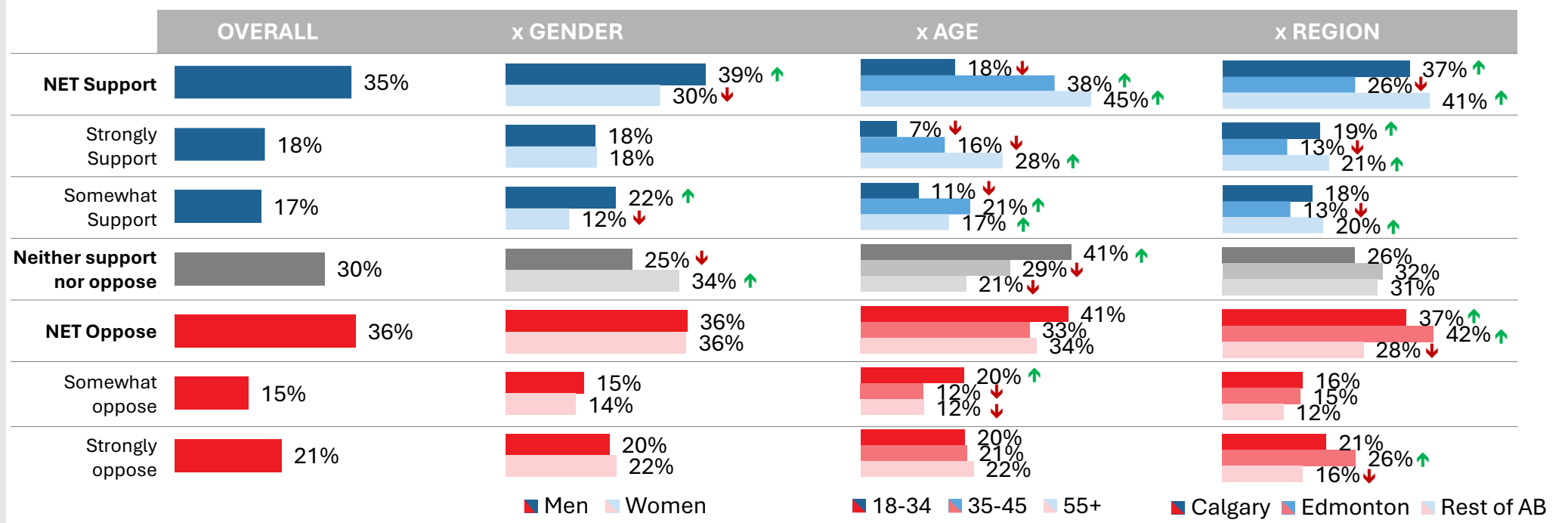
↑ Statistically significantly higher than comparison group(s).
 ↓ Statistically significantly lower than comparison group(s).

SUPPORT FOR PREMEIR SMITH'S HANDLING OF USA TRADE/TARIFF ISSUE



Just above one-third of Albertans support the way the Premier has handled the USA trade/tariff issues thus far, while a similar proportion oppose her handling of the issue.

Men, those age 35+, and those residing outside of Edmonton are more likely to support the Premier's handling of the issue thus far.














Base: All respondents (n= 1,002)
How much do you support or oppose Daniel Smith's handling so far of the USA Trade/Trump issue?

↑ Statistically significantly higher than comparison group(s).
↓ Statistically significantly lower than comparison group(s).

FEDERAL VOTING INTENTIONS

(Among Decided Voters)

			Aug 2024	Mar 2024
Pierre Poilievre's Conservative Party of Canada	 Conservative	 64%	61%	60%
Jagmeet Singh's New Democratic Party of Canada	 NDP	 16%	18%	20%
Justin Trudeau's Liberal Party of Canada	 Liberal	 14%	14%	14%
Elizabeth May's Green Party of Canada	 green PARTY OF CANADA	 3%	3%	3%
Maxime Bernier's People's Party of Canada	 PPC PEOPLE'S PARTY OF CANADA	 2%	2%	2%
Other		 1%	1%	1%

Just less than two-thirds of Albertans report that they would vote for Pierre Poilievre's Conservative Party of Canada were a federal election held tomorrow.

Jagmeet Singh's NDP received the second highest share of voting intention, with less than one-in-five Albertans reporting that they would vote for the party. A similar proportion of Albertans report that they would vote for Justin Trudeau's Liberal Party of Canada were an election held tomorrow.

January 2025 results are consistent with those from August 2024.



DETAILED METHODOLOGY

125,058	154,568	95,054	124,500
125,487	56,845	97,511	125,000
124,000	110,000	99,011	154,000
105,450	150,000	99,216	95,000
85,000	35,000	101,090	154,200
100	83,000	101,684	110,000
		101,962	89,000
		12,747	50,000
			68,700
			000

WEIGHTED AND UNWEIGHTED SAMPLE

The following tables present the demographic distribution of respondents according to gender, region, age, and voting intention (among decided voters) before and after weighting.

	WEIGHTED	UNWEIGHTED
Gender	<i>1,002</i>	<i>1,002</i>
Men	496	455
Women	506	547
Region	<i>1,002</i>	<i>1,002</i>
Calgary	351	330
Edmonton	336	321
Rest of AB	316	351
Age	<i>1,002</i>	<i>1,002</i>
18 – 34	287	264
35 – 54	360	292
55+	354	446
Voting Intention	<i>817</i>	<i>849</i>
Alberta NDP	290	356
United Conservative Party	414	381
Other	113	112



ABOUT LEGER



TRUST



BUILT FOR SUCCESS

THE BEST
OF BOTH
WORLDS

DIVERSE CLIENTS
WITH COMPLEX
MANDATES

ONE-STOP SHOP
THE ONLY FULLY
INTEGRATED MARKET
RESEARCH COMPANY IN
CANADA.

EFFICIENT
OPERATIONAL
STRUCTURE

THE MOST
ACCURATE
POLLING FIRM
IN CANADA

8 offices in Canada coast to coast and the USA, and over **600** employees, including **235** professionals.



INTELLIGENCE



WE KNOW CANADIANS

FROM
RESEARCH
TO INSIGHTS

LEGER
ANALYTICS

SPECIALIZED
STUDIES

DIGITAL
EXPERTISE

INTERNATIONAL
NETWORK

Last year, we conducted
5,626,037 online surveys and
249,523 telephone surveys.



REAL-TIME SOLUTIONS

EXPLORE
UX EXPERTISE

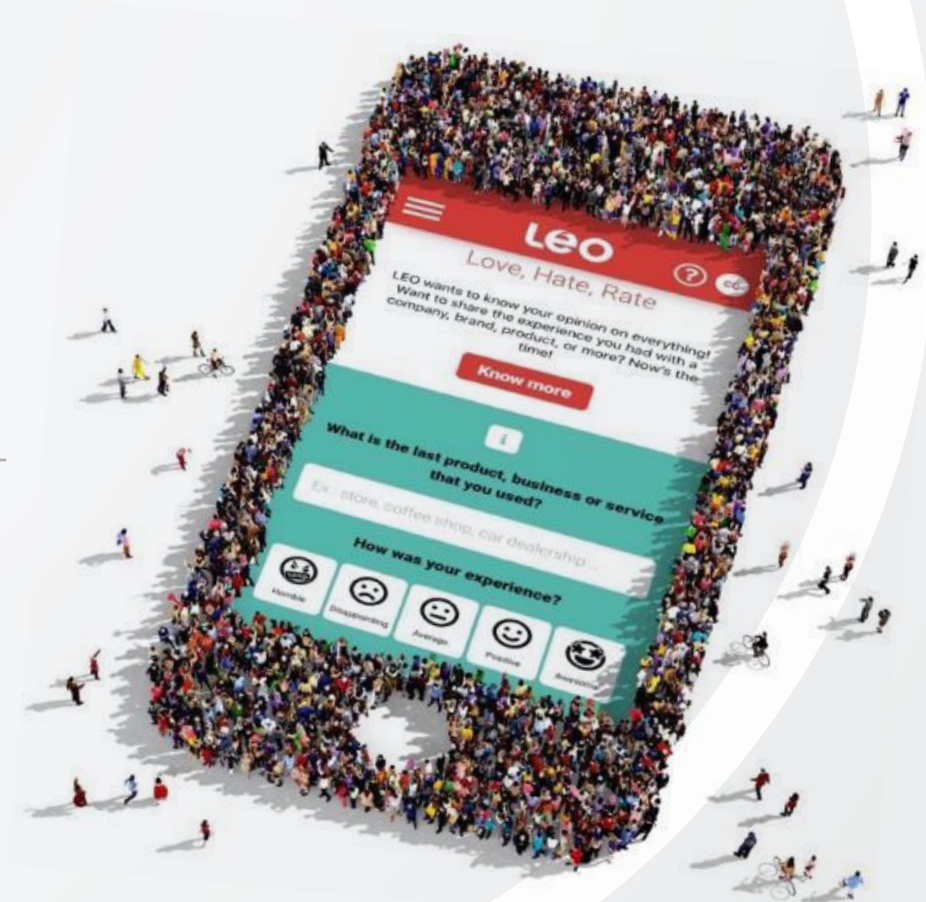
ENGAGE
CMNTY

EXPERIENCE
QUALTRICS PARTNERSHIP

EXCHANGE
LEO MOBILE APP

Leger is the most innovative and cutting-edge polling, market research and analytics firm in Canada. We offer a variety of powerful real-time solutions that allow you to get better, smarter information more quickly.

LEO is the largest proprietary online panel in Canada, with over **400,000** members across North America.



OUR SERVICES

- **Leger**
Marketing research and polling
- **Leger MetriCX**
Strategic and operational customer experience consulting services
- **Leger Analytics (LEA)**
Data modelling and analysis
- **Leger Opinion (LEO)**
Panel management
- **Leger Communities**
Online community management
- **Leger Digital**
Digital strategy and user experience
- **International Research**
Worldwide Independent Network (WIN)

600
EMPLOYEES



185
CONSULTANTS



8
OFFICES

MONTREAL | QUEBEC CITY | TORONTO | WINNIPEG
EDMONTON | CALGARY | VANCOUVER | NEW YORK

Leger

We know Canadians

