



Media Report

Calgary May Polling

May 2024

Date: 31 / May / 2024

Content

1	Methodology	3
2	Attitudes on Key Issues	5
3	Perspectives on Government Action	12
4	Municipal Voting Intention	22
5	Sample Profile	25

Methodology



Methodology

Online survey of n=415 Calgary proper respondents 18 years of age or older, with quotas in place to generate a demographically representative sample that aligns with Statistics Canada estimates.



When

May 22nd, 2024 to May 25th, 2024.



Margin of Error

For comparison purposes, a probability sample of n=415 yields a margin of error no greater than $\pm 4.8\%$ (19 times out of 20) for the total Calgary sample.



Weighting

Results were weighted according to **age, gender, region, and education** in order to ensure a representative sample of the Calgary population.

Methodology



Significant Differences

Data in **green** indicate a significantly higher proportion than data in **red** within the same subgroup.

Conversely, data in **red** indicate a significantly lower proportion than data in **green** within the same subgroup.



Rounded Data

The numbers presented have been rounded up. However, the numbers before rounding were used to calculate the sums presented and might therefore not correspond to the manual addition of these numbers.



Questions

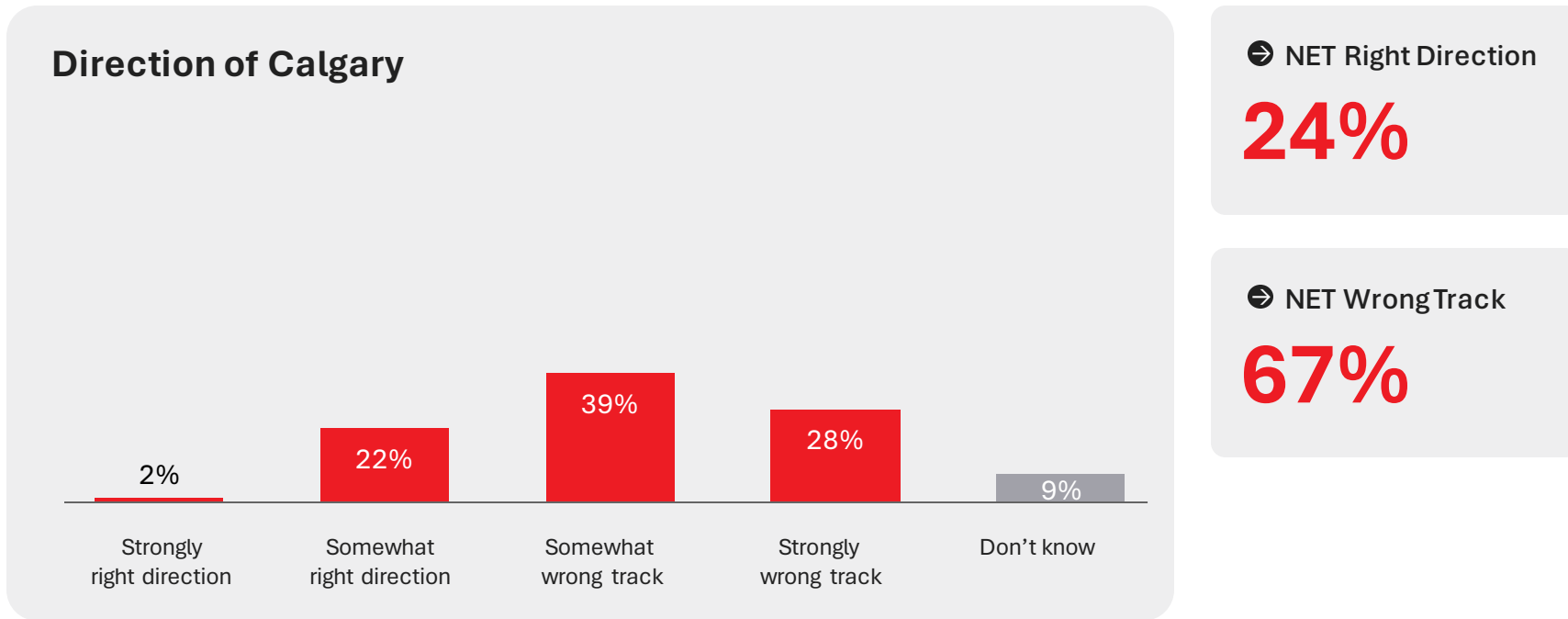
Have questions about the data presented in this report? Please contact Andrew Enns, Executive Vice President, at the following e-mail address: aenns@leger360.com

2

Attitudes on Key **Issues**

Perspectives on the Direction of Calgary

Over two-thirds of Calgarians believe that things in Calgary are on the wrong track, while a nearly quarter believe things are headed in the right direction.



Q. Taking everything into account how do you feel things are going these days in Calgary? Are things going in the right direction or are they off on the wrong track?

Base: Calgarians (n=415)

Perspectives on the Direction of Calgary

By Demographics

	Total (n=415)	Gender		Age		
		Men (n=193)	Women (n=222)	18-34 (n=107)	35-54 (n=163)	55+ (n=145)
NET Right Direction	24%	28%	20%	23%	25%	25%
Strongly right direction	2%	2%	1%	-	2%	2%
Somewhat right direction	22%	26%	19%	23%	22%	22%
NET Wrong Track	67%	69%	65%	68%	64%	70%
Somewhat wrong track	39%	43%	35%	47%	37%	33%
Strongly wrong track	28%	26%	30%	21%	27%	37%
Don't know	9%	3%	15%	9%	11%	6%

% significantly higher than %

Q. Taking everything into account how do you feel things are going these days in Calgary? Are things going in the right direction or are they off on the wrong track?

Base: Calgarians

Perspectives on the Direction of Calgary

By Voting Intention

	Total (n=415)	Municipal Voting Intentions		Provincial Voting Intentions	
		Mayor Jyoti Gondek (n=60)	Someone else (n=238)	Alberta NDP (n=169)	UCP (n=141)
NET Right Direction	24%	59%	16%	24%	27%
Strongly right direction	2%	4%	1%	1%	2%
Somewhat right direction	22%	55%	15%	22%	25%
NET Wrong Track	67%	40%	77%	71%	69%
Somewhat wrong track	39%	26%	40%	40%	36%
Strongly wrong track	28%	14%	37%	31%	33%
Don't know	9%	1%	7%	6%	4%

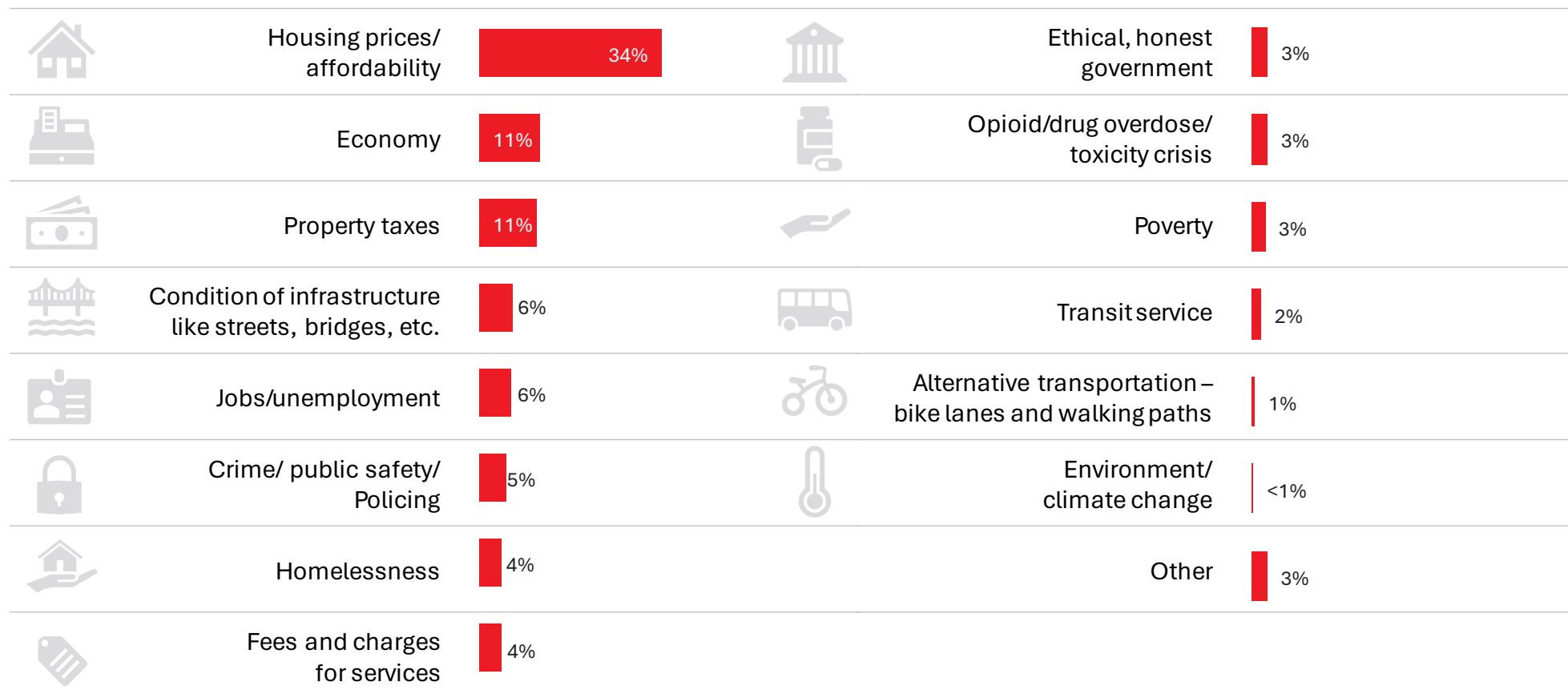
% significantly higher than %

Q. Taking everything into account how do you feel things are going these days in Calgary? Are things going in the right direction or are they off on the wrong track?

Base: Calgarians

Priority of Issues

Housing prices/affordability is the most important issue facing Calgary today according to more than a third of Calgarians. Other top issues include the economy and property taxes.



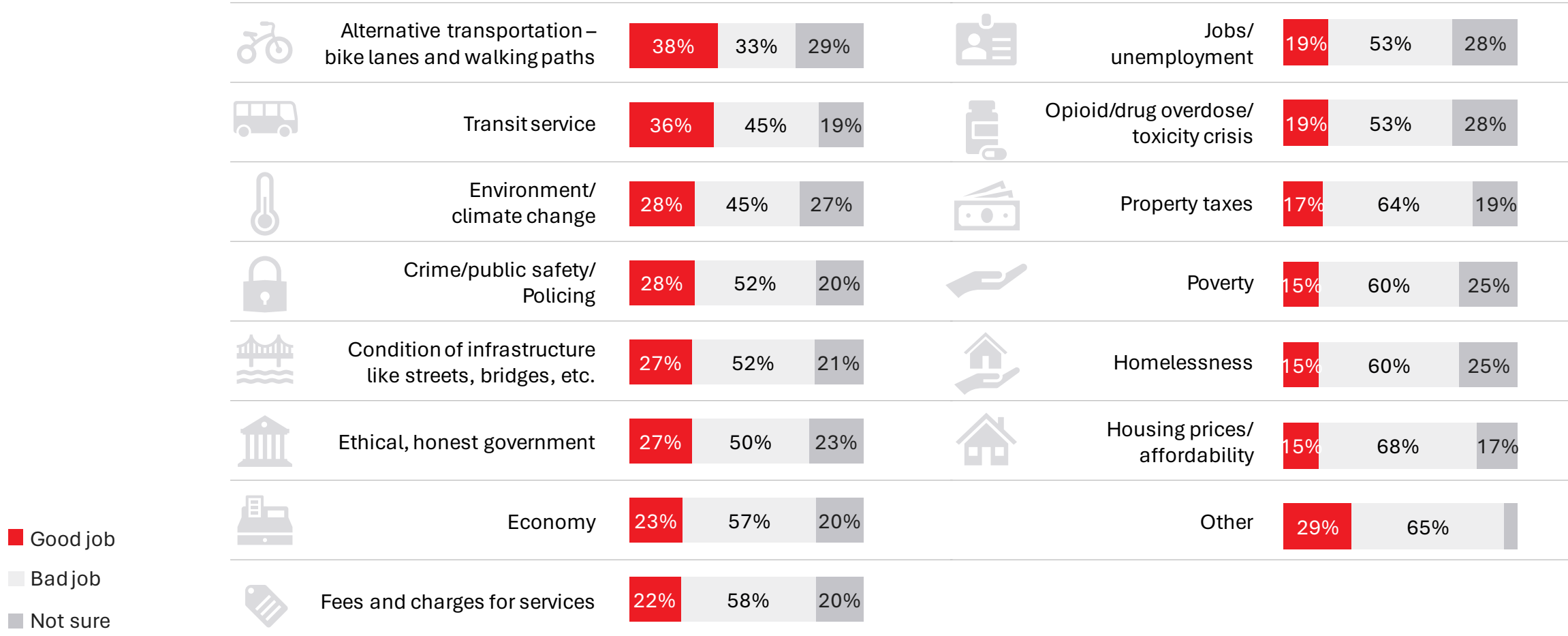
Q. In your view, what is the most important issue facing Calgary today that you feel the Mayor and Council should be focused on?

Base: Calgarians (n=415)

Not sure (3%) not shown

Approval Rating of Current Mayor on Key Issues

Calgarians believe Mayor Gondek is doing the best job on the issues of alternative transportation, transit service, and the environment. Areas where Calgarians believe Mayor Gondek is doing the worst job include housing prices/affordability, property taxes, homelessness, and poverty. Disapproval exceeds approval for all issues except for alternative transportation.



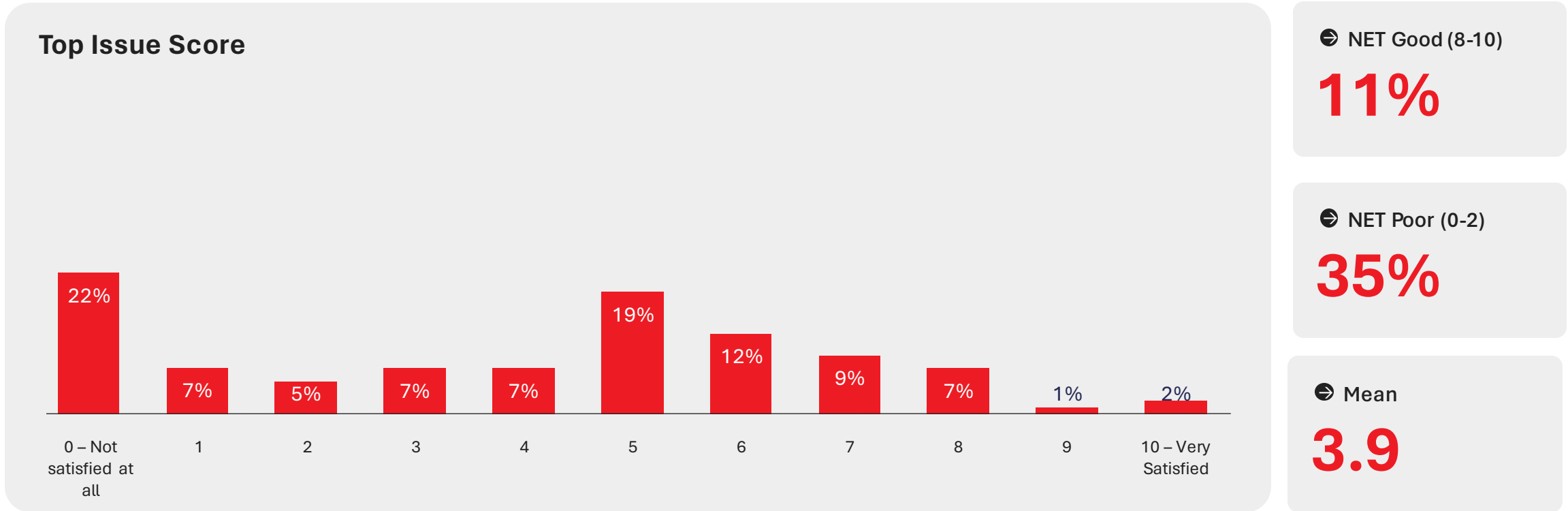
Q. Do you think Mayor Jyoti Gondek has done a good job or a bad job handling each of the following issues in Calgary?

Base: Calgarians (n=415)

Responses 6% or less not labelled

Score on Quality of Work Being Done by Mayor on Top Issue

One-in-ten Calgarians believe Mayor Jyoti is doing a satisfactory job addressing their most important issue, while more than a third believe she is doing a poor job. The average rating was 3.9 out of 10.



Q. On a scale of 0 to 10, where 0 means you are not satisfied at all and 10 means you are very satisfied, how satisfied are you overall with the quality of work being done by Mayor Jyoti Gondek on your most important issue?

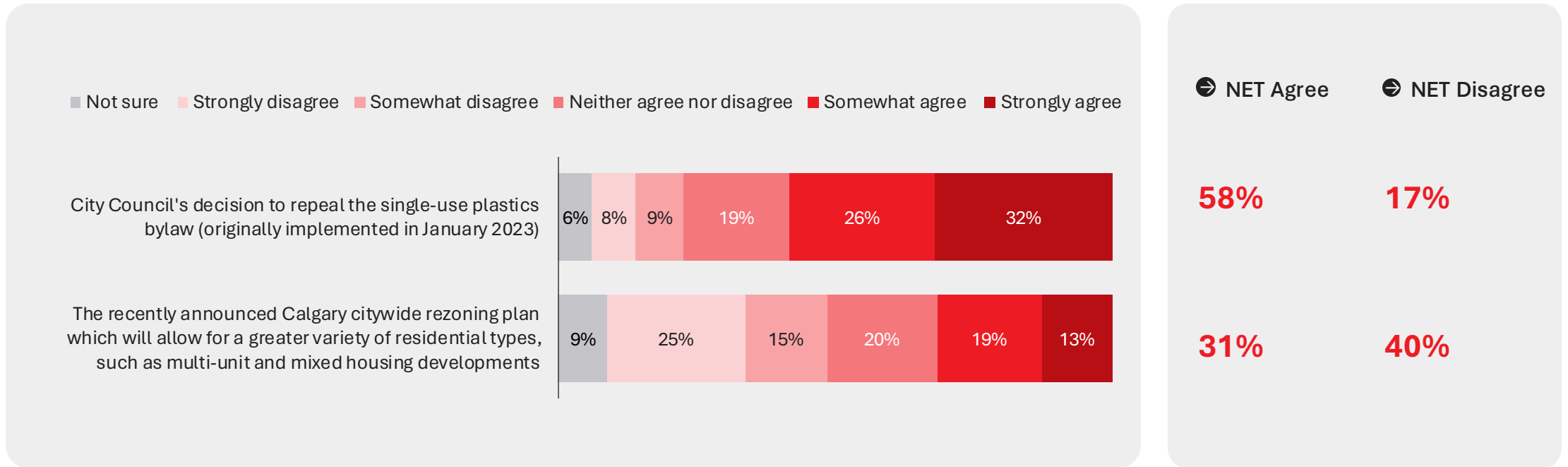
Base: Calgarians (n=415)

3

Perspectives on Government Action

Perspectives on Municipal Actions

Most Calgarians agree that repealing the single-use plastics bylaw will benefit Calgarians, while only three-in-ten agree that the citywide rezoning plan will benefit Calgarians. Those aged 55+ are more likely to agree that repealing the plastics bylaw would benefit Calgarians, as are those who intend to vote for someone other than Mayor Gondek in the next municipal election.



Q. How much do you agree or disagree that each of the following will benefit Calgarians?

Base: Calgarians (n=415)

Perspectives on Municipal Actions

By Demographics

% Somewhat/Strongly Agree	Gender			Age		
	Total (n=415)	Men (n=193)	Women (n=222)	18-34 (n=107)	35-54 (n=163)	55+ (n=145)
City Council’s decision to repeal the single-use plastics bylaw (originally implemented in January 2023)	58%	59%	57%	49%	57%	70%
The recently announced Calgary citywide rezoning plan which will allow for a greater variety of residential types, such as multi-unit and mixed housing developments	31%	34%	29%	31%	34%	29%

% significantly higher than %

Q. How much do you agree or disagree that each of the following will benefit Calgarians

Base: Calgarians

Perspectives on Municipal Actions

By Voting Intention

% Somewhat/Strongly Agree	Total (n=415)	Municipal Voting Intentions		Provincial Voting Intentions	
		Mayor Jyoti Gondek (n=60)	Someone else (n=238)	Alberta NDP (n=169)	UCP (n=141)
City Council’s decision to repeal the single-use plastics bylaw (originally implemented in January 2023)	58%	41%	71%	59%	66%
The recently announced Calgary citywide rezoning plan which will allow for a greater variety of residential types, such as multi-unit and mixed housing developments	31%	60%	20%	44%	24%

% significantly higher than %

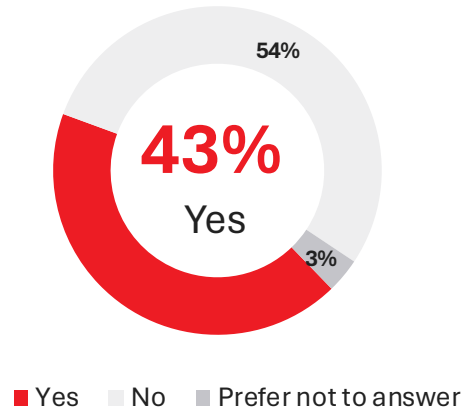
Q. How much do you agree or disagree that each of the following will benefit Calgarians

Base: Calgarians

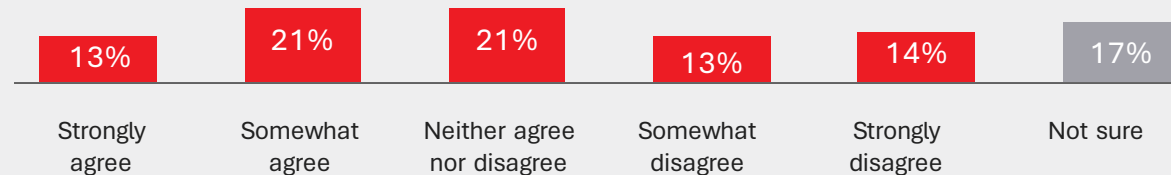
Awareness and Attitudes on Bill 20, the Municipal Statutes Amendment Act

Less than half of Calgarians are aware of Bill 20, while only a third agree that the bill would be beneficial to municipalities and Albertans. More than half of Calgarians are not aware of the bill and nearly two-in-five are neutral or unsure regarding its benefits.

Aware of Bill 20



Attitudes on Bill 20



NET Agree

34%

NET Disagree

27%

Q. As you may have heard, the Province of Alberta recently announced a new Alberta government bill that seeks to give cabinet new powers to compel city councils to amend or repeal municipal bylaws and remove councillors, while also allowing party affiliations to be listed on municipal election ballots. This bill is known as the Municipal Affairs Statutes Amendment, or Bill 20. Do you recall reading seeing, or hearing anything about the Municipal Affairs Statutes Amendment, or Bill 20? **Q.** As you may have heard, Bill 20, the Municipal Affairs Statutes Amendment Act, 204, was introduced on April 25, 2024. The goal of this bill is to enhance the integrity of local elections, strengthen Albertans’ trust in local democracy and help municipalities accelerate housing development. How much do you agree or disagree this would be beneficial to municipalities and Albertans?

Awareness and Attitudes on Bill 20, the Municipal Statutes Amendment Act

By Demographics

	Total (n=415)	Gender		Age		
		Men (n=193)	Women (n=222)	18-34 (n=107)	35-54 (n=163)	55+ (n=145)
Awareness						
Yes	43%	50%	36%	21%	43%	68%
No	54%	48%	59%	73%	53%	32%
Prefer not to answer	3%	2%	4%	6%	4%	<1%
Attitudes						
NET Agree	34%	38%	31%	21%	38%	46%
Strongly agree	13%	17%	10%	5%	13%	22%
Somewhat agree	21%	22%	21%	15%	25%	23%
Neither agree nor disagree	21%	21%	22%	37%	14%	13%
NET Disagree	27%	29%	24%	23%	27%	31%
Somewhat disagree	13%	15%	10%	13%	11%	15%
Strongly disagree	14%	14%	14%	10%	17%	15%
Not sure	17%	11%	23%	20%	21%	11%

% significantly higher than %

Q. As you may have heard, the Province of Alberta recently announced a new Alberta government bill that seeks to give cabinet new powers to compel city councils to amend or repeal municipal bylaws and remove councillors, while also allowing party affiliations to be listed on municipal election ballots. This bill is known as the Municipal Affairs Statutes Amendment, or Bill 20. Do you recall reading seeing, or hearing anything about the Municipal Affairs Statutes Amendment, or Bill 20? **Q.** As you may have heard, Bill 20, the Municipal Affairs Statutes Amendment Act, 204, was introduced on April 25, 2024. The goal of this bill is to enhance the integrity of local elections, strengthen Albertans’ trust in local democracy and help municipalities accelerate housing development. How much do you agree or disagree this would be beneficial to municipalities and Albertans?

Awareness and Attitudes on Bill 20, the Municipal Statutes Amendment Act

By Voting Intention

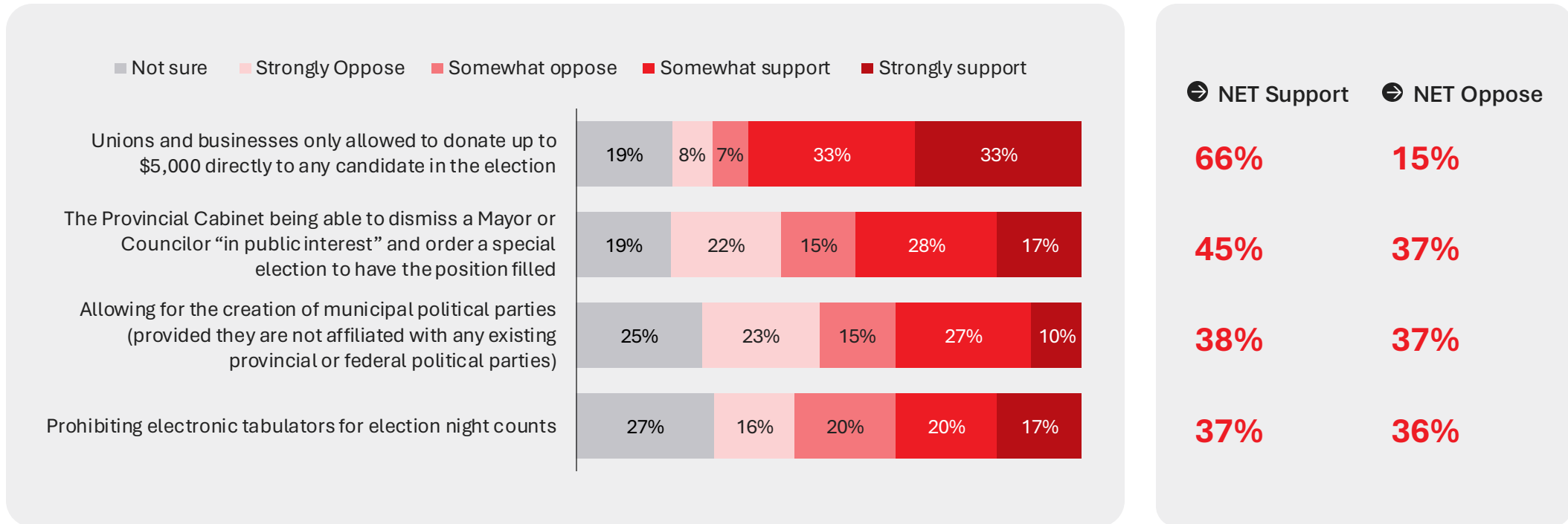
	Total (n=415)	Municipal Voting Intentions		Provincial Voting Intentions	
		Mayor Jyoti Gondek (n=60)	Someone else (n=238)	Alberta NDP (n=169)	UCP (n=141)
Awareness					
Yes	43%	55%	51%	59%	44%
No	54%	44%	48%	39%	55%
Prefer not to answer	3%	1%	2%	2%	<1%
Attitudes					
NET Agree	34%	25%	45%	20%	58%
Strongly agree	13%	10%	18%	6%	28%
Somewhat agree	21%	15%	26%	14%	30%
Neither agree nor disagree	21%	19%	16%	17%	19%
NET Disagree	27%	50%	25%	48%	16%
Somewhat disagree	13%	15%	12%	16%	12%
Strongly disagree	14%	35%	13%	32%	4%
Not sure	17%	6%	14%	15%	7%

% significantly higher than %

Q. As you may have heard, the Province of Alberta recently announced a new Alberta government bill that seeks to give cabinet new powers to compel city councils to amend or repeal municipal bylaws and remove councillors, while also allowing party affiliations to be listed on municipal election ballots. This bill is known as the Municipal Affairs Statutes Amendment, or Bill 20. Do you recall reading seeing, or hearing anything about the Municipal Affairs Statutes Amendment, or Bill 20? **Q.** As you may have heard, Bill 20, the Municipal Affairs Statutes Amendment Act, 204, was introduced on April 25, 2024. The goal of this bill is to enhance the integrity of local elections, strengthen Albertans’ trust in local democracy and help municipalities accelerate housing development. How much do you agree or disagree this would be beneficial to municipalities and Albertans?

Perspectives on Features of Bill 20, the Municipal Statutes Amendment Act

Two-thirds of Calgarians support the proposed change that would limit unions and businesses from donating more than \$5,000 to an election candidate, while less than half of Calgarians support the other three proposed changes. UCP voters are more likely to support all four proposed changes.



Q. As you may have heard, Bill 20, The Municipal Statutes Amendment Act, mandates many changes in how municipal elections are held. How much do you support or oppose each of the following proposed changes?

Base: Calgarians (n=415)

Perspectives on Features of Bill 20, the Municipal Statutes Amendment Act

By Demographics

% Somewhat/Strongly Support	Total (n=415)	Gender		Age		
		Men (n=193)	Women (n=222)	18-34 (n=107)	35-54 (n=163)	55+ (n=145)
Unions and businesses only allowed to donate up to \$5,000 directly to any candidate in the elections	66%	68%	63%	63%	62%	74%
Provincial Cabinet being able to dismiss a Mayor or Councilor “in public interest” and order a special election to have the position filled	45%	46%	43%	40%	45%	49%
Allowing for the creation of municipal political parties (provided they are not affiliated with any existing provincial or federal political parties)	38%	42%	34%	44%	36%	34%
Prohibiting electronic tabulators for election night counts	37%	39%	36%	39%	34%	40%

% significantly higher than %

Q. As you may have heard, Bill 20, The Municipal Statutes Amendment Act, mandates many changes in how municipal elections are held. How much do you support or oppose each of the following proposed changes?

Base: Calgarians

Perspectives on Features of Bill 20, the Municipal Statutes Amendment Act

By Voting Intention

% Somewhat/Strongly Support	Total (n=415)	Municipal Voting Intentions		Provincial Voting Intentions	
		Mayor Jyoti Gondek (n=60)	Someone else (n=238)	Alberta NDP (n=169)	UCP (n=141)
Unions and businesses only allowed to donate up to \$5,000 directly to any candidate in the elections	66%	61%	73%	64%	82%
The Provincial Cabinet being able to dismiss a Mayor or Councilor “in public interest” and order a special election to have the position filled	45%	28%	54%	24%	73%
Allowing for the creation of municipal political parties (provided they are not affiliated with any existing provincial or federal political parties)	38%	33%	42%	25%	58%
Prohibiting electronic tabulators for election night counts	37%	22%	43%	23%	54%

% significantly higher than %

Q. As you may have heard, Bill 20, The Municipal Statutes Amendment Act, mandates many changes in how municipal elections are held. How much do you support or oppose each of the following proposed changes?

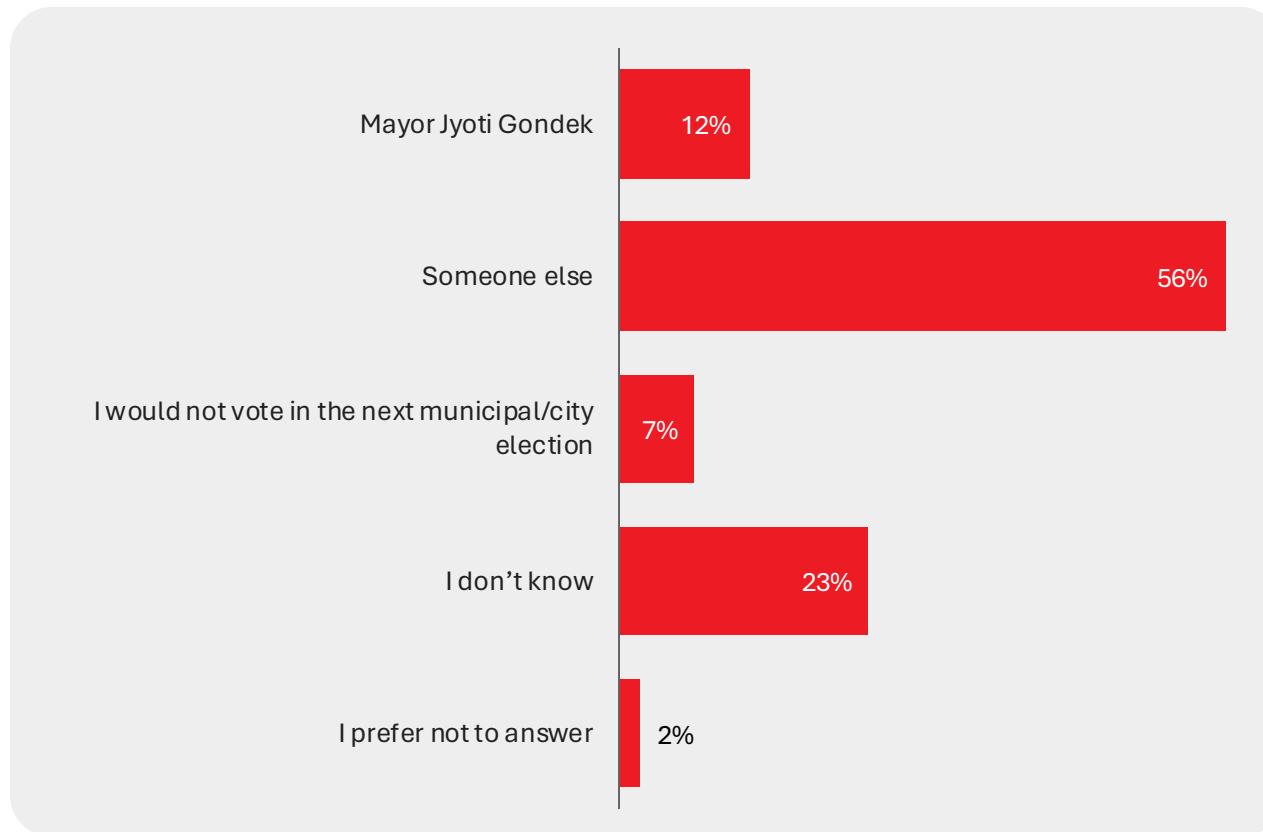
Base: Calgarians

4

Municipal Voting **Intention**

Municipal Voting Intentions

Just over one-in-ten Calgarians report they would vote for Mayor Gondek if an election were held tomorrow, while greater than half would vote for someone else. Those aged 55+ are more likely to report they intend to vote for someone else.



Q. If a municipal/city election were held tomorrow, would you vote for Mayor Jyoti Gondek or someone else?

Base: Calgarians (n=415)

Municipal Voting Intentions

By Demographics

	Total (n=415)	Gender		Age		
		Men (n=193)	Women (n=222)	18-34 (n=107)	35-54 (n=163)	55+ (n=145)
Mayor Jyoti Gondek	12%	15%	9%	13%	13%	10%
Someone else	56%	57%	54%	43%	53%	74%
I would not vote in the next municipal/city election	7%	6%	8%	11%	7%	1%
I don't know	23%	21%	26%	31%	23%	15%
I prefer not to answer	2%	2%	3%	3%	3%	<1%

% significantly higher than %

Q. If a municipal/city election were held tomorrow, would you vote for Mayor Jyoti Gondek or someone else?

Base: Calgarians

5

Sample Profile

Sample Profile

Calgarians, (Unweighted Base n=415, Weighted Base n=409)

Gender

	Unweighted	Weighted
Man	193	206
Woman	222	202

Age

	Unweighted	Weighted
18-34	107	137
35-54	163	149
55+	145	122

Education

	Unweighted	Weighted
High school or less	64	94
College	81	131
University	265	177

Our services

Leger
Marketing research and polling

Customer Experience (CX)
Strategic and operational customer experience consulting services

Leger Analytics (LEA)
Data modelling and analysis

Leger Opinion (LEO)
Panel management

Leger Communities
Online community management

Leger Digital
Digital strategy and user experience

International Research
Worldwide Independent Network (WIN)

600
employees

185
consultants

8
offices

MONTRÉAL | QUÉBEC |
TORONTO | WINNIPEG
EDMONTON | CALGARY |
VANCOUVER | NEW YORK

Le^ger

Data-driven intelligence for a changing world.

leger360.com