



QUEBEC SURVEY



- 1. Proud to be Quebecker and Canadian
- 2. Support for sovereignty remains at 54%
- 3. 55% of Quebeckers Consider that the Interests of Quebec are Not Well Protected within the Canadian Confederation
- 4. However, a Majority of Quebeckers Consider that it is an Advantage for Quebec to be Part of Canada

PRESS RELEASE

Publication Date: May 14, 2005

Methodology

This Leger Marketing poll was conducted among 2,008 respondents throughout Quebec with 1,500 adults representative of the Quebec population, 300 respondents between the ages of 18 to 24 years old and 200 allophones, between May 4 and May 8, 2005. The maximum margin of error for a sample of this size is $\pm 2.2\%$, 19 times out of 20. The response rate stands at 61.2%. Sensitive questions were asked in rotation and so were answer categories to these questions.

Using the most recent Statistics Canada data, final results were weighted according to gender, mother tongue and region to ensure a sample representative of the Quebec population.

1. Quebeckers are Autonomists and Nationalists

Nearly three Quebeckers out of five (58%) say they are **autonomists** unlike 29% who say they are not. 13% did not express an opinion. Surprisingly, and though this term is used by the ADQ, Parti Québécois supporters describe themselves as autonomists in larger proportions when compared to supporters of other parties (65% of PQ supporters vs 57% of ADQ supporters and 49% of provincial Liberals.)

55% of Quebeckers describe themselves as **nationalists** while 39% say the opposite. We find that 61% of sovereignists, 61% of Bloc supporters, 64% of PQ supporters and 58% of francophones say they are nationalists.

45% of Quebeckers claim they are **sovereignists** as opposed to 50% who do not consider themselves sovereignists. Those who say they are sovereignists are mainly francophones (51%), respondents who would vote for sovereignty (70%), Bloc supporters (71%) and PQ supporters (78%).

Finally, a third of Quebeckers (33%) say they are **federalists** but the majority (62%) say the opposite. Federalists are non-francophones (61%), aged 65 or older (52%), against sovereignty (56%) and vote Liberal at the federal and (68%) provincial (75%) levels.

Table 1– POLITICAL AFFILIATION
Question: *Do you consider yourself a... ?*
 (n=2008)

	Yes	No	Don't know
Autonomist	58%	29%	13%
Nationalist	55%	39%	5%
Sovereignist	45%	50%	5%
Federalist	33%	62%	5%

2. Proud to be Québécois and Canadian

75% of Quebecers are proud to be Canadian as opposed to 24% who are not. There are proportionally more allophones (94%) and anglophones (86%) than francophones (71%) to proclaim Canadian pride. However, though fewer in number than respondents who do not wish for Quebec sovereignty (87%), 64% of sovereignists say they are proud to be Canadian.

Furthermore, almost all Quebecers (92%) are proud to be Québécois and only 6% are not. It should be noted that francophones (95%) are significantly more likely than anglophones (73%) or allophones (84%) to feel proud about being Québécois. This holds true for Bloc supporters and PQ supporters, respectively 98%, as opposed to other political allegiances.

Table 2 – FEELING OF PRIDE
Question: *Are you proud to be...*
 (n=2008)

	Total Population	Franco-phones	Anglo-phones	Allo-phones	Sovereignists	Federalists
...Canadian?						
Yes	75%	71%	86%	94%	64%	87%
No	24%	27%	13%	6%	34%	12%
Don't know	1%	2%	1%	0%	2%	1%
...Québécois?						
Yes	92%	95%	73%	84%	97%	87%
No	6%	4%	21%	12%	3%	11%
Don't know	1%	1%	6%	4%	1%	2%

3. Support for Sovereignty Remains at 54%

More than half of Quebecers (54%) would have voted for sovereignty if a referendum on sovereignty with an offer of economic and political partnership with the rest of Canada had been held last week, while 46% would have voted against it, after netting-out the 3% of undecideds. Among francophones, 62% would have voted for sovereignty, while 87% of anglophones and 69% of allophones would have voted against it.

Table 3 – REFERENDUM VOTING INTENTIONS (sovereignty association)
Question: *If a referendum were held today on Quebec sovereignty, with an offer of economic and political partnership with the rest of Canada, would you vote for or against Quebec sovereignty?*
 (n=2008)

	Referendum 1995	03-1996	03-1997	03-1998	03-1999	03-2000	03-2001	02-2002	01-2003	04-2005	05-2005
For	49.4%	53%	49.6%	42%	49%	43%	46%	41%	40%	54%	54%
Against	50.6%	47%	50.4%	58%	51%	57%	54%	59%	60%	46%	46%

SOUVEREIGNTY BY MOTHER TONGUE

	Francophones	Anglophones	Allophones
For	62%	13%	31%
Against	38%	87%	69%

SOUVEREIGNTY BY AGE GROUP

	18-24	25-34	35-44	45-54	55-64	65+
For	58%	58%	59%	57%	55%	39%
Against	42%	42%	41%	43%	45%	61%

4. And 46% Would Vote for Independence

46% of Quebecers would have voted for independence if a referendum on Quebec independence were held last week, while 54% would have voted against independence after netting-out the 3% undecided. Among francophones, 52% would have voted for independence, while 90% of anglophones and 78% of allophones would have voted against it.

Table 4– REFERENDUM VOTING INTENTIONS (Quebec independence)

Question: *If a referendum were held today on Quebec independence, would you vote for or against Quebec independence?*
(n=2008)

	Total population	Francophones	Anglophones	Allophones
For	46%	52%	10%	22%
Against	54%	48%	90%	78%

5. More than 6 out of 10 Quebecers Hold Firm on their Decision to Vote for Quebec Independence

Among those who gave their opinion on independence, 64% claim they will not change their minds on this question as opposed to 36% who could have a change of opinion.

Thus, 66% of independentists hold firm on their decision and so do 62% of federalists.

Table 5 – HOLDING FIRM ON QUEBEC INDEPENDENCE VOTE

Question: *Is your mind made up about voting for/against Quebec independence, or you could still change your mind?*
(n=1937)

	Decided voters	Independentists	Federalists	Francophones	Anglophones	Allophones
Mind is made up	64%	66%	62%	63%	76%	61%
Could change	36%	34%	37%	37%	23%	37%

6. 48% of Quebeckers Support a Referendum Election

48% of Quebeckers would support a political party advocating that a vote for this party means it has been given the mandate of achieving the independence of Quebec if elected. This opinion is shared by 57% of respondents aged 18 to 24, 53% of francophones, 73% of sovereignists, 85% of indépendantistes, 76% of Bloc supporters and 80% of PQ supporters. However, 45% are of the opposite opinion and 8% don't know.

Table 6 – AGREEMENT WITH A REFERENDUM ELECTION

Question: *If a political party in Quebec advocated as part of its platform that a vote for this party means it has been given the mandate of achieving the independence of Quebec if elected, would you vote for this party?*

(n=2008)

	Total Population	Franco.	Anglo.	Allo.	Indépendan- tistes	Federalists
Yes	48%	53%	24%	27%	85%	18%
No	45%	39%	71%	70%	10%	75%
Don't know	8%	8%	5%	3%	5%	7%

7. 45% of Quebeckers are More Sovereignist compared to 10 Years Ago.

45% of Quebeckers say they are more sovereignist than 10 years ago, 20% much more sovereignist, and 25% a bit more sovereignist. Conversely, 28% say they are more federalist than they were at the last referendum, 18% a bit more federalist and 10% a lot more. Furthermore, 22% have not changed their opinion towards sovereignty since 1995.

Respondents between the ages of 18 and 24 (54%), sovereignists (65%) P.Q. supporters (70%), Bloc supporters (67%) and francophones (51%) are significantly more likely to say they are sovereignist.

Note that respondents 65 years of age or older (48%), federalists (47%), federal (54%) and provincial Liberals (56%) and anglophones (47%) are more likely to say they are more federalist than they were 10 years ago.

Table 7– COMPARATIVE OPINION TOWARDS SOVEREIGNTY

Question : Regardless if you have voted for or against during the 1995 referendum, would you say that today you are...?

(n=2008)

	Total Population	Franco- phones	Anglo- phones	Allopho- nes	Sovereignist	Federalist
...more sovereignist	45%	51%	11%	28%	65%	22%
...more federalist	28%	25%	47%	40%	13%	47%
Have not changed opinion	22%	21%	40%	22%	17%	28%
Don't know	4%	4%	2%	10%	4%	4%

8. The Bloc Still Ahead





The situation for the Liberal Party of Canada is not improving while the Bloc Québécois is leading by 28 points on the LPC getting 52% of the support while the LPC gets 24%, the NDP 11% and the CPC 10%.

Furthermore, francophones are three times more likely to vote for the Bloc compared to the LPC. In fact, 58% of francophone voters would vote for the Bloc compared to 19% who would support the LPC, while 11% would vote for the NDP and 10% for the CPC.

On the other hand, a majority of Quebec anglophones (51%) and 42% of allophones continue to support the Liberal Party.

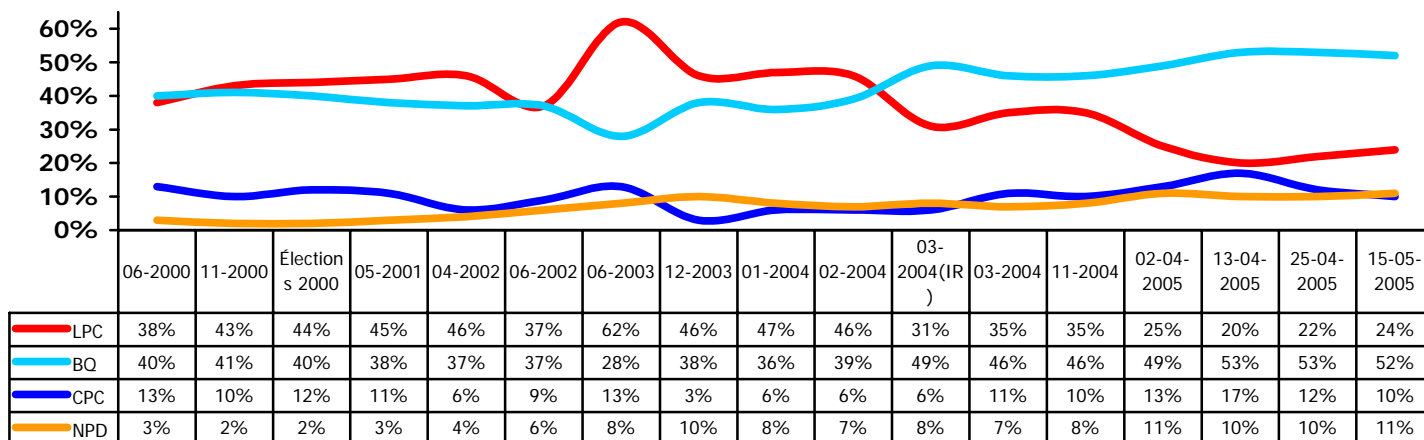
Table 8 – FEDERAL VOTING INTENTIONS IN QUEBEC

Question: If federal elections were held today, for which of the following political parties would you most likely vote for? *(In the case where a respondent was without an opinion, the following question was asked) Even if you are still undecided, for which political party would you most likely vote for?*

	Raw voting intentions n=2008	Decided voters only n=1853	Francophones	Anglophones	Allophones
	47%	52%	58%	24%	25%
	22%	24%	19%	51%	42%
	10%	10%	10%	9%	13%
	10%	11%	11%	11%	17%
Other	2%	2%	2%	5%	4%
Would not vote/would cancel	5%				
Don't know	3%				
Refusal	1%				

* Undecided voters taken out.

**Table 9 - Evolution of Federal Voting Intentions in Québec
June 2000 - May 2005**



9. The PQ still Ahead of the Quebec Liberal Party

The Parti Québécois has an important lead in provincial voting intentions with 47% of support among decided voters, i.e., 22 points ahead of the Quebec Liberal Party. Furthermore, the ADQ and the Quebec Liberal Party are neck and neck with 25%.

The PQ retains 53% support among francophones, the ADQ 26% and the Liberal Party 18%. Moreover, although almost half of allophones (48%) would vote for the Liberal Party, the other half is split between the PQ (24%) and the ADQ (21%). Still, 61% of anglophones chose the Liberal Party.

Table 10 – PROVINCIAL QUEBEC VOTING INTENTIONS

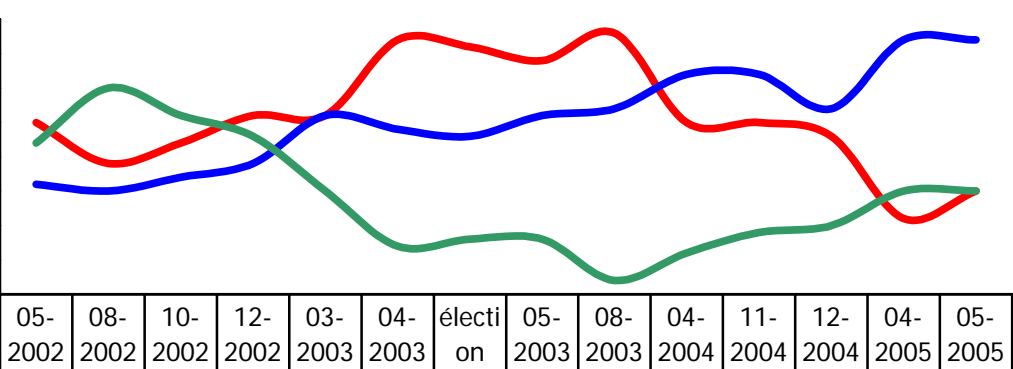
Question: If provincial elections were held today, for which of the following political parties would you vote? *(When respondents were undecided, the following question was asked) Even if you are undecided, for which of the following political parties would you be most likely to vote for?*

	Raw voting intentions N=2008	Decided voters n=1885	Francophones	Anglophones	Allophones
PQ	44%	47%	53%	19%	24%
Liberal Party	23%	25%	18%	61%	48%
ADQ	23%	25%	26%	16%	21%
Other	3%	3%	2%	3%	6%
Would not vote/cancel	4%	-	-	-	-
Don't know	3%	-	-	-	-

*Undecided voters taken out.

Evolution of Voting Intentions May 2002 to May 2005

50%
45%
40%
35%
30%
25%
20%
15%
10%



	05-2002	08-2002	10-2002	12-2002	03-2003	04-2003	électi on	05-2003	08-2003	04-2004	11-2004	12-2004	04-2005	05-2005
— LPQ	35%	29%	32%	36%	36%	47%	46%	44%	48%	35%	35%	33%	21%	25%
— PQ	26%	25%	27%	29%	36%	34%	33%	36%	37%	42%	42%	37%	47%	47%
— ADQ	32%	40%	36%	33%	25%	17%	18%	18%	12%	16%	19%	20%	25%	25%

10. 55% of Quebecers Consider that the Interests of Quebec are Not Well Protected within the Canadian Federation

More than one Quebecer out of two (55%) consider that the interests of Quebec are not well protected within the Canadian federation while 39% think the opposite. The proportion of francophones who think that the interests of Quebec are not well protected is 61%, while 62% of allophones and 69% of anglophones consider that they are.

Although the majority of federalists (59%) think that the interest of Quebec are well protected, more than one third (36%) think the opposite and the same goes for 30% of federal liberals and 22% of provincial liberals.

Table 12– QUEBEC’S INTERESTS WITHIN THE CANADIAN CONFEDERATION

Question: *In your opinion, are Quebec's interests very well, somewhat well, somewhat poorly or very poorly protected within the Canadian Federation?*
(n=2008)

	Total Population	Franco.	Anglo.	Allo.	Sovereignists	Federalists
Well	39%	34%	69%	62%	24%	59%
Poorly	55%	61%	25%	33%	71%	36%
Don't know	5%	5%	6%	6%	4%	5%

11. Quebeckers are Divided on the Clarity Act

Though 44% of Quebeckers agree with a referendum question that complies with the Clarity Act, 47% do not. Sovereignists are among those who are less divided on the issue (41% agree and 51% disagree), as are ADQ supporters (40% agree and 52% disagree), francophones (42% agree and 48% disagree) and anglophones (58% agree and 33% disagree.)

Table 13– CLARITY ACT

Question: *The Canadian Clarity Act passed in the House of Commons in 2000, sets out that a referendum question on secession (separation) must not allude to any type of partnership with Canada, but must only address the independence of Quebec. Do you agree or disagree with this aspect of the Act?*
(n=2008)

	Total Population	Franco.	Anglo.	Allo.	Sovereignists	Federalists
Agree	44%	42%	58%	44%	41%	49%
Disagree	47%	48%	33%	46%	51%	42%
Don't know/Refusal	10%	10%	9%	9%	8%	9%

12. For 52% of Quebeckers, 50% Plus One Vote is Not Enough to Declare Independence

52% of Quebeckers consider that 50% plus one vote is not enough support to proclaim the independence of Quebec and 46% think it is. Thus, 63% of sovereignists state it is enough support as opposed to 70% of federalists who do not.

Table 14– MAJORITY NECESSARY TO DECLARE INDEPENDENCE

Question: *In your opinion, is 50 plus 1 vote during a referendum on Quebec independence enough support to proclaim the independence of Quebec or not?*
(n=2008)

	Total Population	Franco.	Anglo.	Allo.	Sovereignists	Federalists
Yes	46%	50%	30%	25%	63%	27%
No	52%	48%	68%	73%	37%	70%
Don't know	2%	2%	1%	2%	1%	2%

13. The Canadian Flag and the National Anthem are Symbols that Remain Important

The Canadian flag is a symbol that remains important to 56% of Quebecers as does the national anthem for 52%. However, non-francophones are among those who place the most importance in these two symbols, i.e., 82% for the flag (versus 49% of francophones) and 77% for the national anthem (versus 47% of francophones).

Also, it should be noted that the tendency to place more importance in these symbols increases proportionately with age.

Table 15– IMPORTANCE PLACED IN FLAG AND NATIONAL ANTHEM
Question: *Personally, is..., a symbol that is very important, somewhat important, not very or not important at all?*
 (n=2008)

	Total Population	Franco.	Anglo.	Allo.
...the Canadian flag				
Important	56%	49%	82%	83%
Not important	43%	49%	17%	16%
Don't know	1%	1%	1%	0%
...the national anthem				
Important	52%	47%	74%	79%
Not important	46%	51%	25%	21%
Don't know	1%	1%	1%	1%

14. 57% of Quebeckers Believe that the Rest of Canada has a Poor Opinion of Them

57% of Quebeckers think that citizens from the rest of Canada have a poor opinion of Quebeckers in general and 34% think they have a good opinion. This view is shared by 63% of sovereignists and 53% of federalists, while variability is observed depending on mother tongue. Thus, 60% of francophones think the rest of Canada has a poor opinion of them as opposed to 47% of non-francophones.

Table 16– OPINION OF THE REST OF CANADA ABOUT QUEBECKERS

Question: *In your opinion, do citizens from the rest of Canada have a good or a bad opinion of Quebeckers in general?*
(n=2008)

	Total Population	Franco.	Non-Franco.
Good	34%	31%	44%
Bad	57%	60%	47%
Don't know	8%	8%	8%

15. But 82% of Quebeckers Have a Positive Opinion of Other Canadians

A strong majority of Quebeckers (82%) have a good opinion of Canadians from the other provinces whereas 12% have a bad opinion.

Table 17– OPINION OF QUEBECKERS ABOUT THE REST OF CANADA

Question: *Do you personally have a good or a bad opinion of Canadians from the other provinces of Canada in general?*
(n=2008)

	Total Population
Good	82%
Bad	12%
Don't know/Refusal	6%

16. A Majority of Quebecers Consider that it is an Advantage for Quebec to be Part of Canada

63% when it comes to public safety

Among the four issues evaluated in this survey, it is at the level of public security that Quebecers consider it the greatest advantage for Quebec to be part of Canada. 63% of Quebecers consider it to be an advantage against 29% who do not and 8% who did not express an opinion.

The proportion of sovereigntists who see being part of Canada as an advantage reaches 51% (vs 77% of federalists, 49% of Bloc supporters and 48% of PQ supporters).

59% socially

Socially, 59% also consider it to be an advantage to remain part of Canada, contrary to 36% who believe it to be a disadvantage.

However, a majority of sovereigntists (52%), Bloc supporters (55%), PQ supporters (57%) are of the opinion that it is a social and economic disadvantage to be a part of Canada, as opposed to a minority of francophones (41%).

58% economically

The same proportions are of this opinion from an economic perspective (58% advantage and 37% disadvantage).

However, a majority of sovereignists (53%), Bloc supporters (57%), PQ supporters (58%) are of the opinion that it is a social and economic disadvantage to be a part of Canada, as opposed to a minority of francophones (42%).

47% when it comes to the healthcare system

Finally, Quebecers are even more split when it comes to the healthcare system. In fact, 47% see it as an advantage but 44% see it as a disadvantage. Francophones (49%), sovereignists (59%), Bloc supporters (63%) and PQ supporters (64%) are significantly more likely to think it is a disadvantage.

Table 18– ADVANTAGES OF BEING PART OF CANADA

Question: *Do you think it's an advantage or a disadvantage for Quebec to be part of Canada...?*
(n=2008)

	Total Population	Franco.	Non-franco.	Sovereignists	Federalists
... when it comes to public safety					
Advantage	63%	59%	78%	51%	77%
Disadvantage	29%	32%	15%	40%	17%
Don't know	8%	8%	7%	9%	6%
... socially					
Advantage	59%	53%	81%	43%	77%
Disadvantage	36%	41%	17%	52%	20%
Don't know	5%	5%	2%	5%	3%
...economically					
Advantage	58%	53%	82%	42%	78%
Disadvantage	37%	42%	16%	53%	19%
Don't know	5%	5%	2%	5%	2%
...when it comes to the healthcare system					
Advantage	47%	42%	69%	32%	65%
Disadvantage	44%	49%	25%	59%	29%
Don't know	8%	9%	6%	9%	6%

17. More than One Quebecker in 2 Thinks that an Independent Quebec is not an Advantage in the Scope of Globalization

For 54% of Quebeckers, Quebec is better off remaining part of Canada rather than becoming an independent country as feel 39% of respondents.

Furthermore, 58% of sovereignists, 61% of Bloc supporters and 67% of PQ supporters are of the opposite opinion and see the independence of Quebec as an advantage in the scope of globalization.

Table 19– INDEPENDENCE IN THE SCOPE OF GLOBALIZATION

Question: *Do you think that in the scope of globalization Quebec is better off...?*
(n=2008)

	Total Population	Sovereignists	Federalists
...becoming an independent country	39%	58%	16%
...remaining part of Canada	54%	32%	81%
Don't know	7%	9%	2%

18. Sovereignty, Independence, Separation, All the Same for 61% of Quebeckers

According to 61% of Quebeckers the Quebec sovereignty, Quebec independence and Quebec separation all mean the same thing. However, 37% do not share this opinion.

This is not the case for 43% of allophones, 44% of sovereignists, 41% of Bloc supporters and 41% of PQ supporters who seem to think there is a nuance between these three terms.

Table 20– SOVEREIGNTY VS INDEPENDENCE VS SEPARATION

Question: *To you, is the sovereignty of Quebec, the independence of Quebec, and the separation of Quebec the same or not?*
(n=2008)

	Total Population	Sovereignists	Federalists
Yes	61%	55%	69%
No	37%	44%	29%
Don't know	2%	1%	2%

19. 17% of Non-Francophones Say They Would Leave Quebec if it became a Country

Only 8% of Quebeckers say they would move out of Quebec if it became independent, 15% might move and 75% would definitely stay. Non-francophones are most inclined to move with 17% saying they would certainly move, 32% saying they might and 48% saying they certainly would not.

Note that the proportion of federalists who would certainly move reaches 13%, and 14% among federal liberals and 15% among provincial liberals.

Table 21– CONSEQUENCE OF INDEPENDENCE ON EMIGRATION OF QUEBECKERS

Question: *Would you move out of Quebec if it became an independent country...*
(n=2008)

	Total Population	Francophones	Non-Francophones
...certainly	8%	6%	17%
...maybe	15%	11%	32%
...certainly not	75%	81%	48%
Don't know	2%	1%	3%

Enter respondent's gender:

Male..... 1
 Female 2

Rotation => QJ4

QJ1. Do you consider yourself a federalist or not?

Yes 1
 No 2
 Don't know 8
 Refusal..... 9

QJ2. Do you consider yourself a sovereigntist or not?

Yes 1
 No 2
 Don't know 8
 Refusal..... 9

QJ3. Do you consider yourself a nationalist or not?

Yes 1
 No 2
 Don't know 8
 Refusal..... 9

QJ4. Do you consider yourself an autonomist or not?

Yes 1
 No 2
 Don't know 8
 Refusal..... 9

QJ5. Are you proud to be Canadian or not ?

Yes 1
 No 2
 Don't know 8
 Refusal..... 9

QJ6. Are you proud to be Québécois or not ?

Yes 1
 No 2
 Don't know 8
 Refusal..... 9

Rotation => QJ8R [2]

QJ7. If a referendum were held today on Quebec sovereignty, with an offer of economic and political partnership with the rest of Canada, would you vote for or against Quebec sovereignty?

For.....	1	=> +2
Against.....	2	=> +2
Don't know	8	
Refusal.....	9	=> +2

QJ7R. Even if you have not yet made up your mind, would you be more likely to vote for or against sovereignty?

For.....	1
Against.....	2
Don't know	8
Refusal.....	9

QJ8. If a referendum were held today on Quebec independence, would you vote for or against Quebec independence?

For.....	1	=> +2
Against.....	2	=> +2
Don't know	8	
Refusal.....	9	=> +2

QJ8R. Even if you have not yet made up your mind, would you be more likely to vote for or against Quebec independence?

For.....	1
Against.....	2
Don't know	8
Refusal.....	9

=> +1 if NON QJ8=#1-#2

QJ9. Is your mind made up about voting <QJ8 > Quebec independence, or you could still change your mind ?

My mind is made up	1
Could change my mind	2
Don't know	8
Refusal.....	9

=> +1 if NON QJ8R=#1-#2

QJ9b. Is your mind made up about voting <QJ8R > Quebec independence, or you could still change your mind ?

My mind is made up	1
Could change my mind	2
Don't know	8
Refusal.....	9

QJ10. If a political party in Quebec advocated as part of its platform that a vote for this party means it has been given the mandate of achieving the independence of Quebec if elected, would you vote for this party?

Yes	1
No	2
Don't know	8
Refusal.....	9

QJ11. Regardless of whether you voted for or against sovereignty in the 1995 referendum, would you say that today you are...

READ - ACCEPT ONE MENTION

...much more sovereigntist than 10 years ago.....	1
...slightly more sovereigntist than 10 years ago.....	2
...slightly more federalist than 10 years ago.....	3
...much more federalist than 10 years ago.....	4
Hasn't had a change of opinion (DO NOT READ)	5
Don't know	8
Refusal.....	9

QJ12. If FEDERAL elections were held today, for which of the political parties would you be most likely to vote for, would it be for ...?

READ

Rotation => 4		
...Paul Martin's Liberal Party	01	=> +2
...Gilles Duceppe's Bloc Québécois	02	=> +2
...Stephan Harper's Conservative Party.....	03	=> +2
...Jack Layton's NDP	04	=> +2
Other party.....	96	=> +2
Would not vote/would spoil ballot	97	=> +2
Don't know	98	
Refusal.....	99	=> +2

QJ12R. Even if you have not yet made up your mind, which political party would you be most likely to vote for, would it be for...

READ

Rotation => 4		
...Paul Martin's Liberal Party	01	
...Gilles Duceppe's Bloc Québécois	02	
...Stephan Harper's Conservative Party.....	03	
...Jack Layton's NDP	04	
Other party.....	96	
Would not vote/would spoil ballot	97	
Don't know	98	
Refusal.....	99	

QJ13. If PROVINCIAL elections were held today, for which political party would you be most likely to vote for, would it be for...?

READ

Rotation => 3		
...Jean Charest's Liberal Party.....	01	=> +2
...Bernard Landry's Parti Québécois.....	02	=> +2
...Mario Dumont's Action Démocratique.....	03	=> +2
Other party.....	96	=> +2
Would not vote/would spoil ballot.....	97	=> +2
Don't know.....	98	
Refusal.....	99	=> +2

QJ13R. Even if you have not yet made up your mind, which political party would you be most likely to vote for, would it be for...

READ

Rotation => 3		
...Jean Charest's Liberal Party.....	01	
...Bernard Landry's Parti Québécois.....	02	
...Mario Dumont's Action Démocratique.....	03	
Other party.....	96	
Would not vote/would spoil ballot.....	97	
Don't know.....	98	
Refusal.....	99	

QJ14. In your opinion, are Quebec's interests very well, somewhat well, somewhat poorly or very poorly protected within the Canadian confederation?

Very well.....	1
Somewhat well.....	2
Somewhat poorly.....	3
Very poorly.....	4
Don't know.....	8
Refusal.....	9

READ SLOWLY

QJ15. The Canadian Clarity Act passed in the House of Commons in 2000, sets out that a referendum question on secession (separation) must not allude to any type of partnership with Canada, but must only address the independence of Quebec. Do you agree or disagree with this aspect of the Act?

Agree.....	1
Disagree.....	2
Don't know.....	8
Refusal.....	9

QJ16. In your opinion, is 50 plus 1 vote during a referendum on Quebec independence enough support to proclaim the independence of Quebec or not?

Enough.....	1
Not enough.....	2
Don't know.....	8
Refusal.....	9

QJ17. Personally, is the Canadian flag a symbol that is very important, somewhat important, not very important or not important at all to you?

Very important	1
Somewhat important	2
Not very important	3
Not important at all	4
Don't know	8
Refusal	9

QJ18. Personally, is Canada's national anthem a symbol that is very important, somewhat important, not very important or not important at all ?

Very important	1
Somewhat important	2
Not very important	3
Not important at all	4
Don't know	8
Refusal	9

QJ19. In your opinion, do citizens from the rest of Canada have a good or a bad opinion of Quebeckers in general?

Good	1
Bad	2
Don't know	8
Refusal	9

QJ20. Do you personally have a good or a bad opinion of Canadians from the other provinces of Canada in general?

Good	1
Bad	2
Don't know	8
Refusal	9

QJ21a. Do you think it's an advantage or a disadvantage for Quebec to be part of Canada...
...economically?

Yes	1
No	2
Don't know	8
Refusal	9

QJ21b. Do you think it's an advantage or a disadvantage for Quebec to be part of Canada...
...socially?

Yes	1
No	2
Don't know	8
Refusal	9

QJ21c. Do you think it's an advantage or a disadvantage for Quebec to be part of Canada...

...when it comes to the healthcare system?

Yes	1
No	2
Don't know	8
Refusal.....	9

QJ21d. Do you think it's an advantage or a disadvantage for Quebec to be part of Canada...

...when it comes to public safety ?

Yes	1
No	2
Don't know	8
Refusal.....	9

QJ22. Do you think that in the scope of globalization Quebec is better off...

READ

...becoming an independent country	1
...remaining part of Canada.....	2
Don't know	8
Refusal.....	9

QJ23. To you, is ...the sovereignty of Quebec ...the independence of Quebec ...the separation of Quebec the same or not?

Yes	1
No	2
Don't know	8
Refusal.....	9

QJ24. Would you move out of Quebec if it became an independent country ?

Certainly.....	1
Maybe	2
Certainly not	3
Don't know	8
Refusal.....	9

SOCIODEMOGRAPHIC DATA

For classification purposes, I now need to ask you a few additional questions. AGE. Can you tell me in which age group you are, is it between...?

READ ***

...18-24 years of age	01
...25-34 years of age	02
...35-44 years of age	03
...45-54 years of age	04
...55-64 years of age	05
...65-74 years of age	06
...or 75 years of age or older.....	07
Refusal.....	99

OCCUP. What is your current main occupation? N.B. WE ARE TALKING ABOUT PAYING JOBS ONLY!!! Even if the respondent is on a sabbatical, maternity, illness or work-related accident leave, ask him/her for his/her OCCUPATION. Self-employed, freelance, ask for the type of work or to help you, ask the type of company where he/she works.

PROMPT GOVERNMENT EMPLOYEES TO KNOW THEIR LINE OF WORK.

OFFICE WORKER (Cashier, office clerk, accounting clerk, secretary, etc.)	01
PERSONNEL SPECIALIZED IN SALES (Insurance agent, sales person, sales clerk, real estate agent, real estate broker, sales rep, etc.)	02
PERSONNEL SPECIALIZED IN SERVICES (Security agent, taxi driver, hairdresser, cook, clergy member, in the military, police officer, firefighter, etc)	03
MANUAL WORKERS (Farmer, packer, unskilled worker, minor, fisherman, forest worker, etc.)	04
.....	
SKILLED, SEMI-SKILLED WORKERS (Bricklayer, truck driver, electrician, machine operator, mechanic, painter, plumber, etc.)	05
SCIENCE AND TECHNOLOGIES WORKERS (computer operator, programmer-analyst, technician, audio-technician, lab technician, etc.)	06
PROFESSIONALS (Archeologist, architect, artist, lawyer, banker, biologist, chemist, accountant, consultant, foreman, dentist, designer, etc.)	07
MANAGERS/ADMINISTRATORS/OWNERS (director, editor, entrepreneur, executive, manager, business person, politician, president, etc.)	08
HOMEMAKER	09
STUDENT (full-time or whose studies take up most of his/her time)	10
RETIRED (pre-retired or private means)	11
UNEMPLOYED (Unemployment, welfare)	12
Write down if uncertain	13 O
Refusal	99

ENFAN. Do you have children who are UNDER 18 YEARS OF AGE living at home?

(IF SO): Are any of them 12 years old or older?

Yes, OLDER than 12 years old ONLY	1
Yes, OLDER AND YOUNGER than 12 years old	2
No, YOUNGER than 12 years old ONLY	3
No children under 18 years old at all in the household	4
Refusal	9

SCOL. What is the last year of education that you have completed? Is it...?

READ

... Elementary (7 years or less)	1
... High School, general or professional (8 to 12 years)	2
... College pre-university, technical training, certificate (CEP), accreditation (ASP) or proficiency diploma (DEP)(13-15 years)	3
... University certificates and diplomas	4
... University Bachelor (including classical studies)	5
... University Masters	6
... University Doctorate (Phd)	7
Refusal	9

REVEN. Among the following categories, which one best reflects your total INCOME, before taxes, of all the members of your household in 2004, is it...?

READ

...\$19 999 and less	1
...between \$20 000 and \$39 000	2
...between \$40 000 and \$59 000	3
...between \$60 000 and \$79 000	4
...between \$80 000 and \$99 000	5
...\$100 000 or more	6
Dnk/Refusal	9

LANGU. What is the language you first learned at home in your childhood and that you still understand?

French.....	1
English	2
Other	3
French and English	7
French and other.....	4
English and other	5
Other and other	6
Dnk/Refusal	9
