

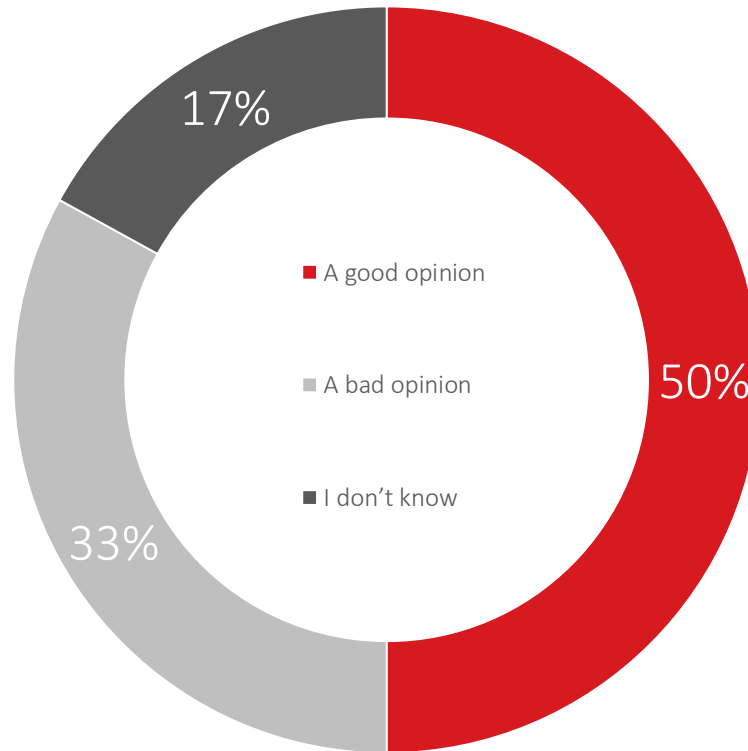


WIN

Worldwide
Independent Network
Of Market Research

**THE
2020
U.S. ELECTION**

50% OF THOSE SURVEYED IN A G7 COUNTRY HAVE A GOOD OPINION OF THE U.S.



ONLY TWO-IN-TEN GERMANS OR CANADIANS HAVE A GOOD OPINION OF THE U.S.

THE COUNTRIES

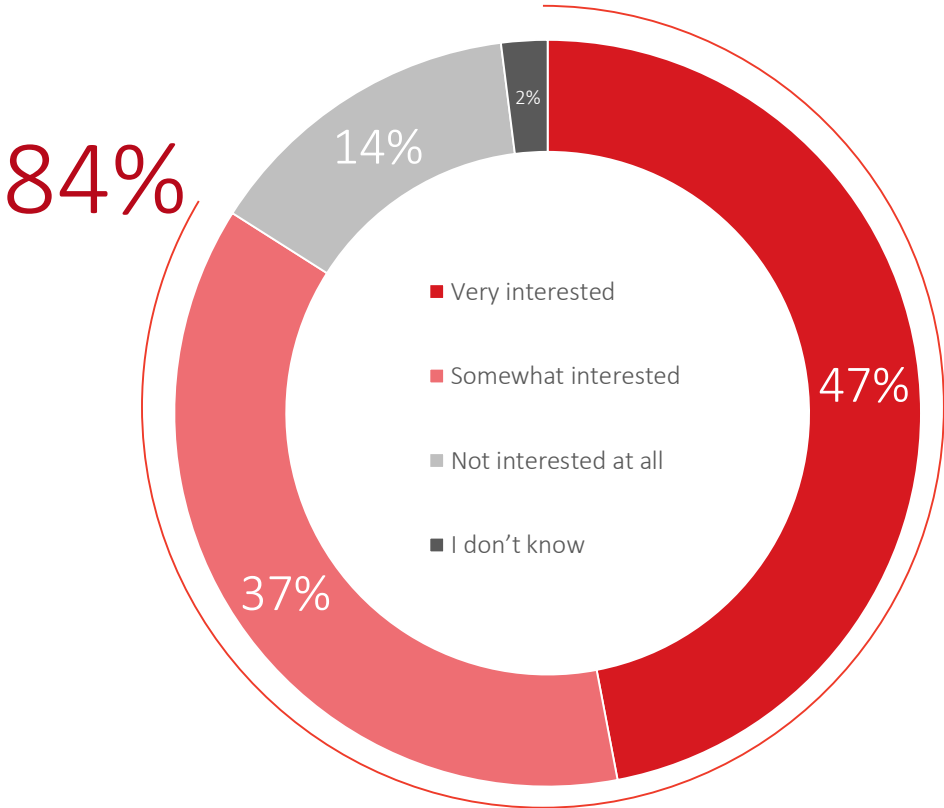


	Canada	France	Germany	Italy	Japan	U.K.	U.S.
<i>n</i> =	1539	1000	1000	1000	1089	2082	1000
A good opinion	25%	36%	22%	38%	39%	34%	72%
A bad opinion	67%	49%	58%	33%	27%	46%	20%
I don't know	8%	15%	20%	29%	33%	20%	8%

G7 G6*

	G7	G6*
<i>n</i> =	8710	7710
A good opinion	50%	33%
A bad opinion	33%	43%
I don't know	17%	23%

OVER FOUR IN FIVE SHOW INTEREST IN THE UPCOMING U.S. ELECTION.



IN MOST COUNTRIES, THE UPCOMING U.S. ELECTION HAS CAPTURED THE INTEREST OF AT LEAST SEVEN-IN-TEN.

THE COUNTRIES



n= 1539 1000 1000 1000 1089 2082 1000

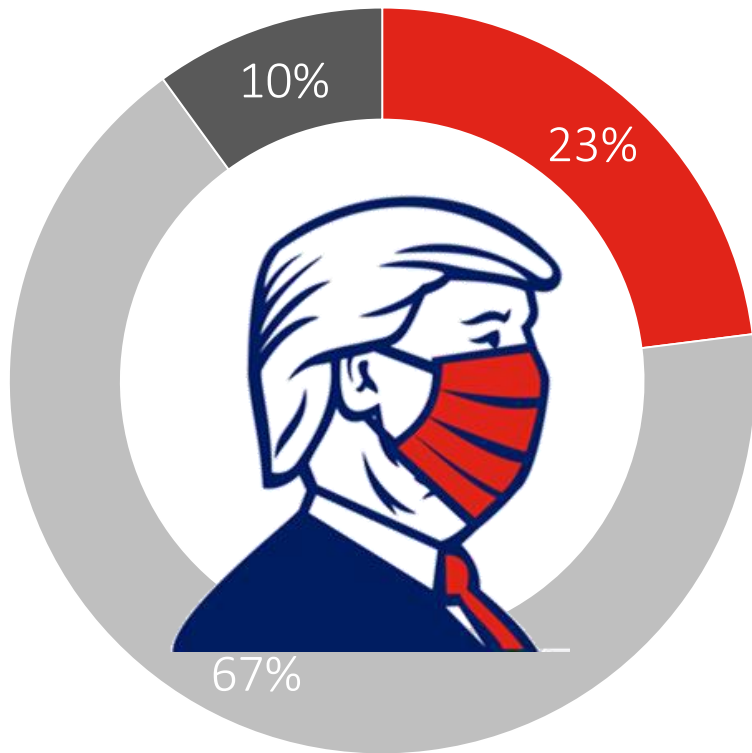
	Canada	France	Germany	Italy	Japan	U.K.	U.S.
Interested (NET)	76%	73%	85%	68%	72%	74%	97%
<i>Very interested</i>	31%	21%	30%	18%	22%	23%	78%
<i>Somewhat interested</i>	45%	52%	54%	50%	50%	51%	19%
Not interested at all	21%	24%	13%	26%	24%	25%	3%
I don't know	3%	3%	3%	5%	4%	1%	0%

G7 G6

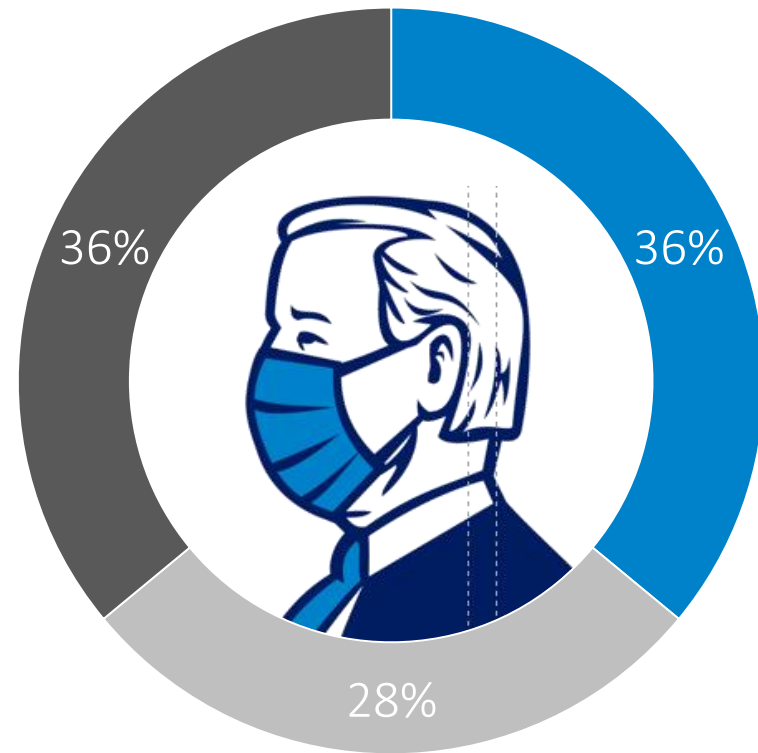
n= 8710 7710

	G7	G6
Interested (NET)	84%	75%
<i>Very interested</i>	47%	24%
<i>Somewhat interested</i>	37%	51%
Not interested at all	14%	22%
I don't know	2%	3%

THERE'S MORE LOVE FOR BIDEN.



- A good opinion
- A bad opinion
- I don't know



FRANCE AND GERMANY SHOW THE LEAST AMOUNT OF LOVE FOR TRUMP.



THE COUNTRIES



	n=	1539	1000	1000	1000	1089	2082	1000
A good opinion		13%	9%	8%	16%	19%	13%	35%
A bad opinion		81%	83%	83%	62%	62%	80%	59%
I don't know		6%	8%	9%	22%	19%	7%	6%

G7 G6

	n=	8710	7710
A good opinion		23%	14%
A bad opinion		67%	73%
I don't know		10%	13%

YES, THERE'S MORE LOVE FOR BIDEN OVERALL, BUT MANY HAVEN'T MADE UP THEIR MINDS ABOUT HIM YET.



THE COUNTRIES

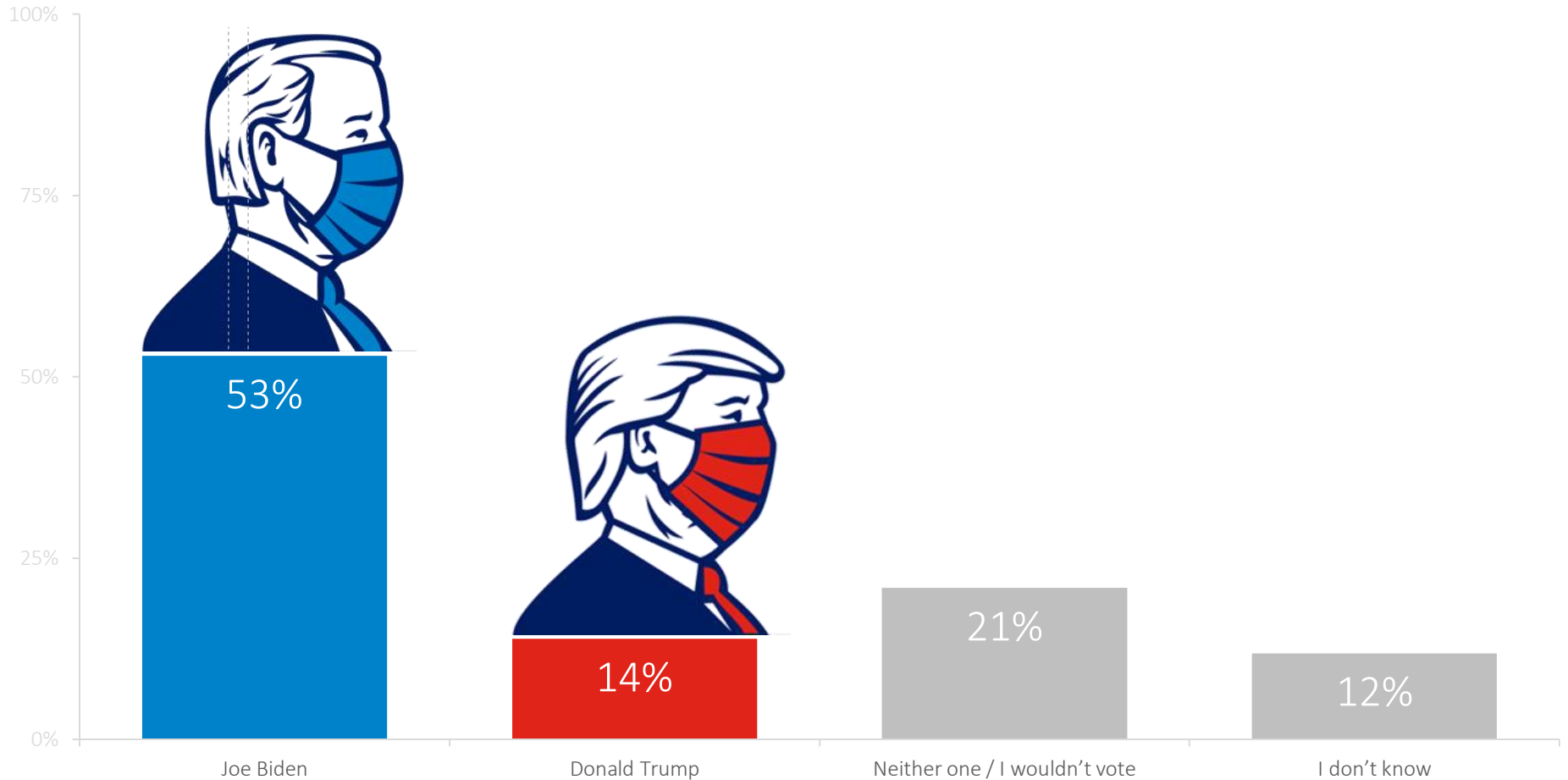


	n=	1539	1000	1000	1000	1089	2082	1000
A good opinion		50%	35%	35%	27%	24%	32%	42%
A bad opinion		21%	17%	15%	15%	18%	23%	42%
I don't know		29%	48%	49%	59%	58%	45%	16%

G7 G6

	n=	8710	7710
A good opinion		36%	32%
A bad opinion		28%	18%
I don't know		36%	50%

IF THE MEMBERS OF THE G6 HAD A VOTE, IT WOULD LIKELY GO TO BIDEN.



IF THEY HAD A VOTE, IT WOULD LIKELY GO TO BIDEN.

THE COUNTRIES



n= 1539 1000 1000 1000 1089 2082

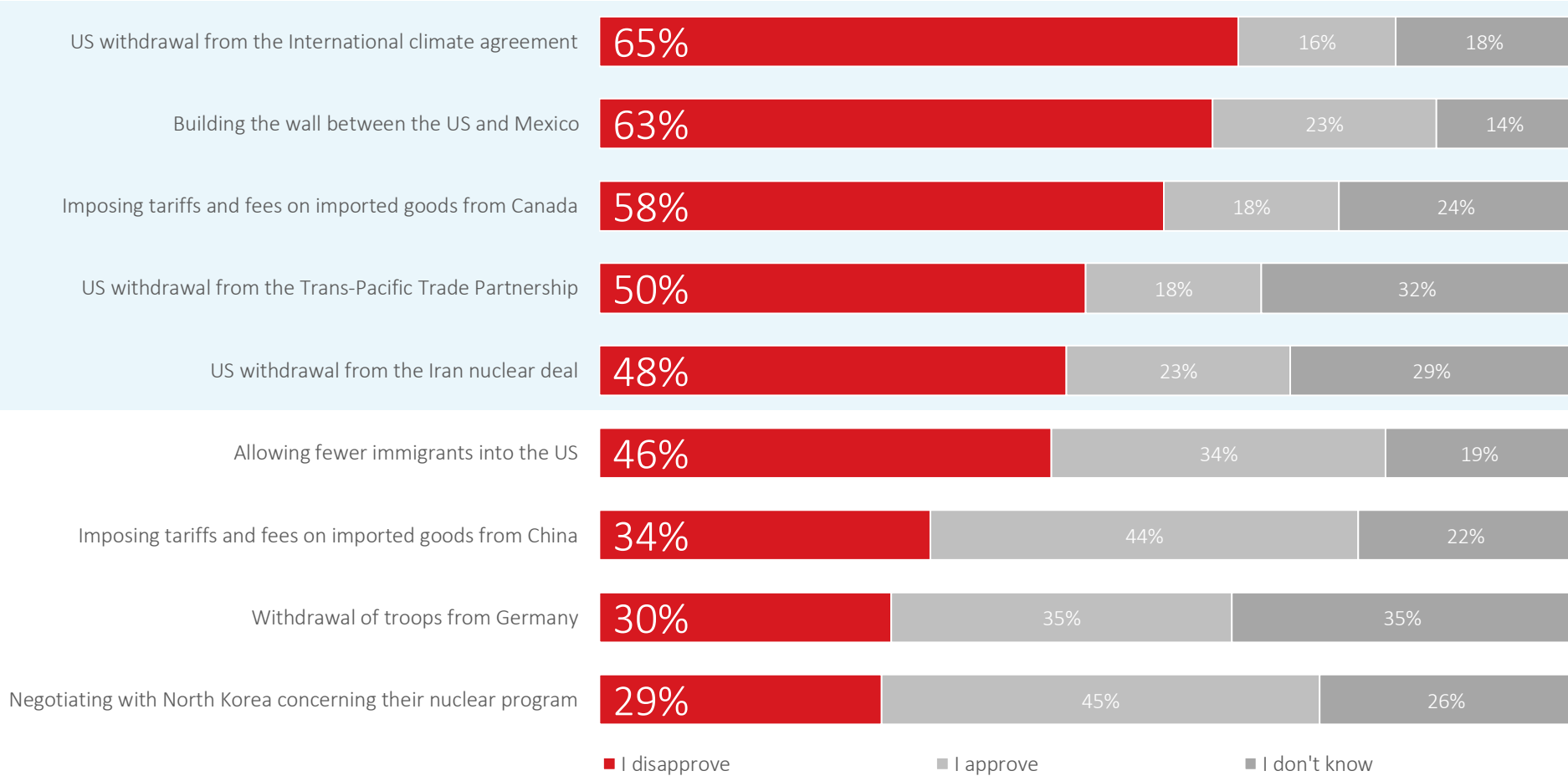
	Canada	France	Germany	Italy	Japan	U.K.
Joe Biden	68%	57%	66%	42%	40%	56%
Donald Trump	14%	9%	8%	15%	21%	14%
Neither one	13%	22%	19%	27%	23%	21%
I don't know	5%	12%	8%	16%	16%	9%

G6

n= 7710

Joe Biden	53%
Donald Trump	14%
Neither one	21%
I don't know	12%

APPROVAL RATES FOR FIVE OUT OF NINE OF TRUMP'S POLICY DECISIONS ARE BELOW 25%.



RE:

“U.S. withdrawal from the International climate agreement”

THE COUNTRIES



	n=	1539	1000	1000	1000	1089	2082	1000
I approve		11%	8%	8%	9%	9%	7%	27%
I disapprove		74%	78%	78%	73%	60%	72%	58%
I don't know		15%	14%	14%	18%	31%	21%	15%

G7 G6

	n=	8710	7710
I approve		16%	9%
I disapprove		65%	71%
I don't know		18%	21%

RE: “U.S. withdrawal from the Trans-Pacific Trade Partnership”

THE COUNTRIES



	n=	1539	1000	1000	1000	1089	2082	1000
I approve		10%	11%	8%	15%	9%	7%	28%
I disapprove		61%	60%	66%	40%	57%	48%	43%
I don't know		30%	29%	26%	45%	34%	44%	29%

G7 G6

	n=	8710	7710
I approve		18%	10%
I disapprove		50%	56%
I don't know		32%	34%

RE: “U.S. withdrawal from the Iran nuclear deal”

THE COUNTRIES



	Canada	France	Germany	Italy	Japan	U.K.	U.S.
<i>n=</i>	1539	1000	1000	1000	1089	2082	1000
I approve	18%	14%	15%	22%	15%	14%	33%
I disapprove	47%	56%	60%	44%	48%	48%	44%
I don't know	35%	29%	25%	34%	37%	38%	23%

G7 G6

	G7	G6
<i>n=</i>	8710	7710
I approve	23%	16%
I disapprove	48%	51%
I don't know	29%	33%

RE: “Building the wall between the U.S. and Mexico”

THE COUNTRIES



n=	1539	1000	1000	1000	1089	2082	1000
I approve	14%	10%	10%	15%	15%	17%	36%
I disapprove	75%	75%	78%	70%	52%	65%	57%
I don't know	11%	15%	12%	15%	32%	18%	7%

G7 G6

n=	8710	7710
I approve	23%	14%
I disapprove	63%	67%
I don't know	14%	19%

RE:

“Negotiating with North Korea concerning their nuclear program”

THE COUNTRIES



n=	1539	1000	1000	1000	1089	2082	1000
I approve	30%	39%	43%	36%	44%	45%	50%
I disapprove	41%	36%	28%	29%	21%	22%	32%
I don't know	29%	25%	29%	35%	35%	34%	19%

G7 G6

n=	8710	7710
I approve	45%	41%
I disapprove	29%	28%
I don't know	26%	32%

RE: “Allowing fewer immigrants into the U.S.”

THE COUNTRIES



	n=	1539	1000	1000	1000	1089	2082	1000
I approve		27%	36%	22%	35%	22%	31%	43%
I disapprove		55%	41%	58%	46%	37%	44%	47%
I don't know		18%	23%	20%	20%	41%	25%	9%

G7 G6

	n=	8710	7710
I approve		34%	28%
I disapprove		46%	45%
I don't know		19%	27%

RE: “Withdrawal of troops from Germany”

THE COUNTRIES



	n=	1539	1000	1000	1000	1089	2082	1000
I approve		28%	39%	33%	45%	29%	29%	38%
I disapprove		32%	26%	44%	20%	22%	26%	32%
I don't know		41%	35%	23%	35%	50%	44%	30%

G7 G6

	n=	8710	7710
I approve		35%	33%
I disapprove		30%	28%
I don't know		35%	39%

RE:

“Imposing tariffs and fees on imported goods from China”

THE COUNTRIES



n=	1539	1000	1000	1000	1089	2082	1000
I approve	36%	46%	22%	34%	41%	35%	54%
I disapprove	39%	32%	54%	44%	24%	32%	32%
I don't know	25%	23%	24%	22%	34%	33%	14%

G7 G6

n=	8710	7710
I approve	44%	36%
I disapprove	34%	36%
I don't know	22%	28%

RE:

“Imposing tariffs and fees on imported goods from Canada”

THE COUNTRIES



	n=	1539	1000	1000	1000	1089	2082	1000
I approve		5%	12%	7%	14%	9%	8%	29%
I disapprove		84%	65%	71%	62%	47%	61%	53%
I don't know		11%	22%	22%	23%	43%	31%	18%

G7 G6

	n=	8710	7710
I approve		18%	9%
I disapprove		58%	62%
I don't know		24%	29%

THE COUNTRIES



I APPROVE

	n=	Canada	France	Germany	Italy	Japan	U.K.	U.S.
US withdrawal from the International climate agreement	1539	11%	8%	8%	9%	9%	7%	27%
US withdrawal from the Trans-Pacific Trade Partnership	1000	10%	11%	8%	15%	9%	7%	28%
US withdrawal from the Iran nuclear deal	1000	18%	14%	15%	22%	15%	14%	33%
Building the wall between the US and Mexico	1000	14%	10%	10%	15%	15%	17%	36%
Negotiating with North Korea concerning their nuclear program	1089	30%	39%	43%	36%	44%	45%	50%
Allowing fewer immigrants into the US	2082	27%	36%	22%	35%	22%	31%	43%
Withdrawal of troops from Germany	1000	28%	39%	33%	45%	29%	29%	38%
Imposing tariffs and fees on imported goods from China		36%	46%	22%	34%	41%	35%	54%
Imposing tariffs and fees on imported goods from Canada		5%	12%	7%	14%	9%	8%	29%

I DISAPPROVE

US withdrawal from the International climate agreement	74%	78%	78%	73%	60%	72%	58%
US withdrawal from the Trans-Pacific Trade Partnership	61%	60%	66%	40%	57%	48%	43%
US withdrawal from the Iran nuclear deal	47%	56%	60%	44%	48%	48%	44%
Building the wall between the US and Mexico	75%	75%	78%	70%	52%	65%	57%
Negotiating with North Korea concerning their nuclear program	41%	36%	28%	29%	21%	22%	32%
Allowing fewer immigrants into the US	55%	41%	58%	46%	37%	44%	47%
Withdrawal of troops from Germany	32%	26%	44%	20%	22%	26%	32%
Imposing tariffs and fees on imported goods from China	39%	32%	54%	44%	24%	32%	32%
Imposing tariffs and fees on imported goods from Canada	84%	65%	71%	62%	47%	61%	53%

G7 G6

I APPROVE


	n=	8710	7710
US withdrawal from the International climate agreement		16%	9%
US withdrawal from the Trans-Pacific Trade Partnership		18%	10%
US withdrawal from the Iran nuclear deal		23%	16%
Building the wall between the US and Mexico		23%	14%
Negotiating with North Korea concerning their nuclear program		45%	41%
Allowing fewer immigrants into the US		34%	28%
Withdrawal of troops from Germany		35%	33%
Imposing tariffs and fees on imported goods from China		44%	36%
Imposing tariffs and fees on imported goods from Canada		18%	9%

I DISAPPROVE

US withdrawal from the International climate agreement		65%	71%
US withdrawal from the Trans-Pacific Trade Partnership		50%	56%
US withdrawal from the Iran nuclear deal		48%	51%
Building the wall between the US and Mexico		63%	67%
Negotiating with North Korea concerning their nuclear program		29%	28%
Allowing fewer immigrants into the US		46%	45%
Withdrawal of troops from Germany		30%	28%
Imposing tariffs and fees on imported goods from China		34%	36%
Imposing tariffs and fees on imported goods from Canada		58%	62%

METHODOLOGY

 Online surveys.

 8710 respondents in total within the G7 countries.

 Completed between Oct 9 and 23, 2020.

COUNTRY		COMPANY	CEO / PRESIDENT	SAMPLE SIZE
Canada		Léger	Jean-Marc Léger	1539
France		BVA	Edouard Lecerf	1000
Germany		Produkt + Markt	Heiner Junker	1000
Italy		BVA DOXA	Vilma Scarpino	1000
Japan		Nippon Research Center, Ltd	Inahiro Suzuki	1089
U.K.		ORB International	Johnny Heald	2082
U.S.		SSRS	Melissa Herrmann	1000

