



NORTH AMERICAN TRACKER

Leger

June 2nd, 2022
E D I T I O N

METHODOLOGICAL APPROACH

METHODOLOGY



Leger, the largest Canadian-owned polling and marketing research firm, conducted this web survey with a representative sample of **1,005 Americans**, over the age of 18, selected from LEO's (Leger Opinion) representative panel. Data collection took place from **May 28th 2022, to May 29th 2022**, via Computer-Assisted Web Interviewing technology (CAWI).

Using 2010 U.S. Census reference variables, the American data was then analyzed and weighted by our statisticians according to gender, age, region, race/ethnicity, household size and education level in order to render a representative sample of the general population.

**BIDEN
HARRIS**



Leger

JOE BIDEN AND KAMALA HARRIS' APPROVAL RATING

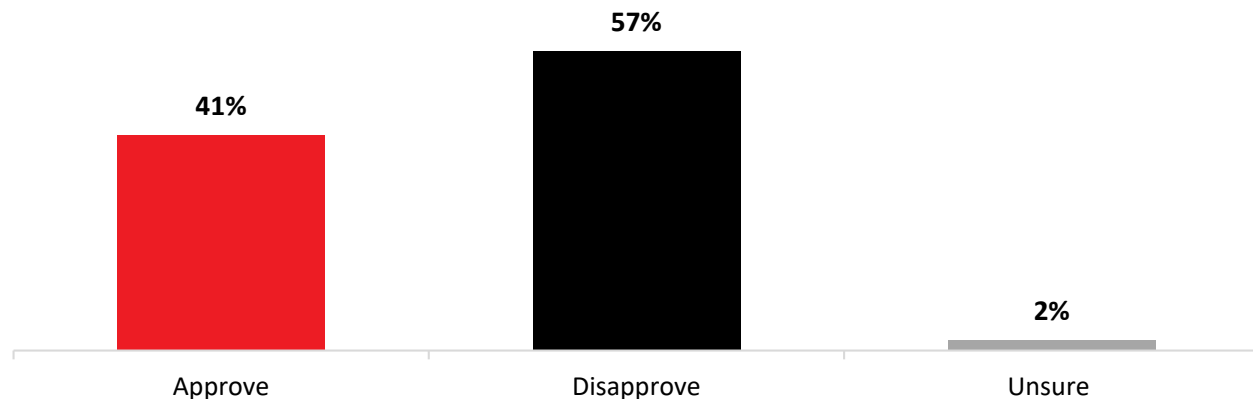


BIDEN'S APPROVAL RATING (1/2)

CTC631T. Overall, do you approve or disapprove of the way Joe Biden is handling his job as president?

In the event a respondent had no opinion, the following prompting question was asked: Even if you have not yet made up your mind, do you tend to approve or disapprove the way Joe Biden is handling his job as president?

Base: All respondents (n=1,005)



BIDEN'S APPROVAL RATING (2/2)

CTC631T. Overall, do you approve or disapprove of the way Joe Biden is handling his job as president?

In the event a respondent had no opinion, the following prompting question was asked: Even if you have not yet made up your mind, do you tend to approve or disapprove the way Joe Biden is handling his job as president?

Base: All respondents

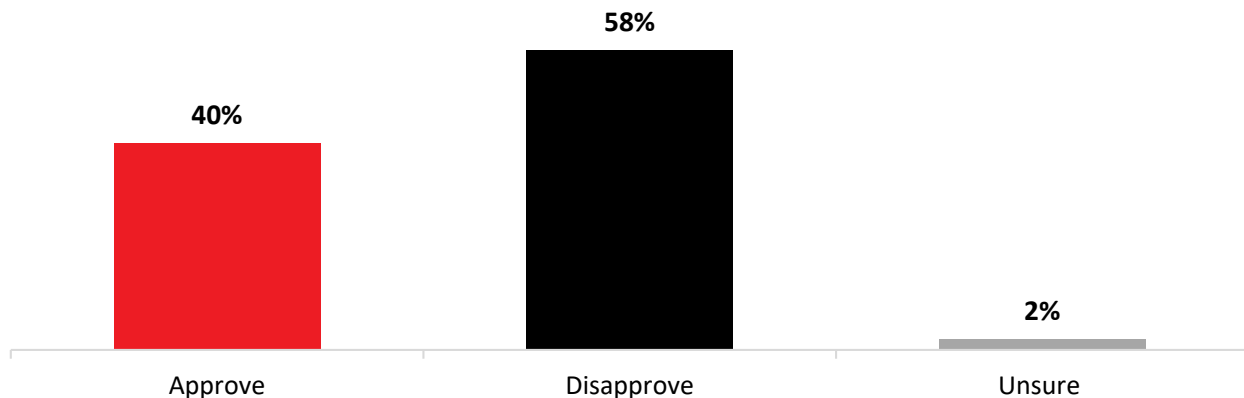
	TOTAL USA	North-East	Mid-West	South	West	18-34	35-54	55+	Male	Female	Voted for Trump	Voted for Biden	Voted for other	TOTAL May 2 nd	Gap
Weighted n=	1005	180	218	373	234	227	421	357	488	517	373	405	16	1000	
Unweighted n=	1005	171	227	326	281	136	381	488	503	502	355	445	39	1000	
Approve	41%	42%	35%	41%	49%	43%	43%	39%	41%	42%	11%	78%	24%	43%	-2%
Disapprove	57%	54%	63%	59%	49%	56%	54%	59%	58%	55%	88%	21%	76%	55%	+2%
Unsure	2%	4%	2%	1%	2%	1%	3%	2%	1%	3%	1%	1%	0%	1%	+1

HARRIS' APPROVAL RATING (1/2)

CTC632T. Overall, do you approve or disapprove of the way Kamala Harris is handling her job as vice president?

In the event a respondent had no opinion, the following prompting question was asked: Even if you have not yet made up your mind, do you tend to approve or disapprove the way Kamala Harris is handling her job as vice president?

Base: All respondents (n=1,005)



HARRIS' APPROVAL RATING (2/2)

CTC632T. Overall, do you approve or disapprove of the way Kamala Harris is handling her job as vice president?

In the event a respondent had no opinion, the following prompting question was asked: Even if you have not yet made up your mind, do you tend to approve or disapprove the way Kamala Harris is handling her job as vice president?

Base: All respondents

	TOTAL USA	North-East	Mid-West	South	West	18-34	35-54	55+	Male	Female	Voted for Trump	Voted for Biden	Voted for other	TOTAL May 2 nd	Gap
Weighted n =	1005	180	218	373	234	227	421	357	488	517	373	405	16	1000	
Unweighted n =	1005	171	227	326	281	136	381	488	503	502	355	445	39	1000	
Approve	40%	43%	35%	38%	44%	43%	41%	37%	38%	41%	10%	76%	24%	41%	-1
Disapprove	58%	53%	63%	60%	54%	56%	57%	61%	61%	55%	89%	23%	76%	57%	+1
Unsure	2%	4%	2%	1%	3%	2%	2%	2%	1%	4%	1%	1%	0%	2%	-

JOE BIDEN AND KAMALA HARRIS' APPROVAL RATING - EVOLUTION

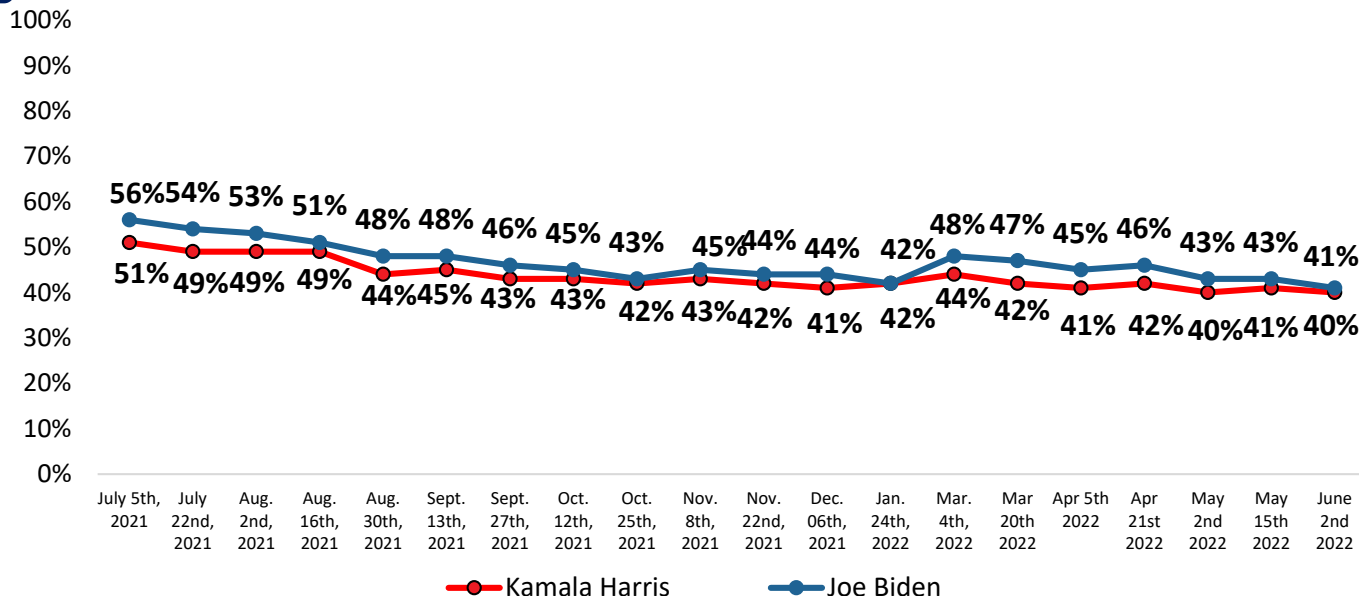
American Survey

CTC631 and CTC632. Overall, do you approve or disapprove of the way Joe Biden/**Kamala Harris** is handling his job as president/**vice president**?

In the event a respondent had no opinion, the following prompting question was asked: Even if you have not yet made up your mind, do you tend to approve or disapprove the way Joe Biden/**Kamala Harris** is handling his job as president/**vice president**?






Base: All respondents

% Approve presented



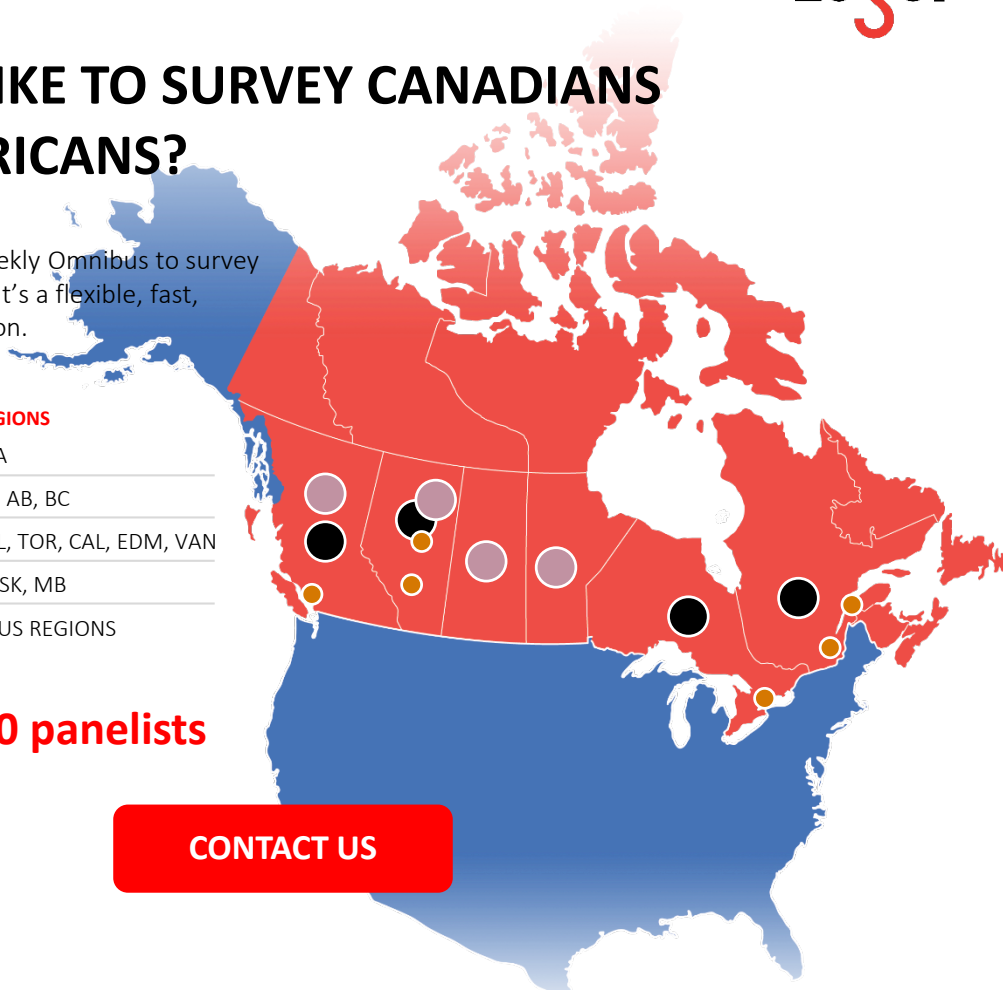
WOULD YOU LIKE TO SURVEY CANADIANS AND/OR AMERICANS?

Add your question(s) to our weekly Omnibus to survey the population of your choice! It's a flexible, fast, efficient and economical solution.

OMNIBUS TYPE	n=	REGIONS
 NATIONAL	1,500	CANADA
 PROVINCIAL	1,000	QC, ON, AB, BC
 MUNICIPAL	500	QC, MTL, TOR, CAL, EDM, VAN
 WESTERN	1,500	BC, AB, SK, MB
 AMERICAN	1,000	4 CENSUS REGIONS

More than **400,000** panelists at your disposal

[CONTACT US](#)





Leger

APPENDIX

DETAILED METHODOLOGY

WEIGHTED AND UNWEIGHTED SAMPLE

The table below presents the American geographic distribution of respondents before weighting.

US Region	Unweighted	Weighted
NorthEast	171	180
MidWest	227	218
South	326	373
West	281	234

The following tables present the demographic distribution of respondents according to gender and age for the United States.

GENDER	Unweighted	Weighted
Male	503	488
Female	502	517

AGE	Unweighted	Weighted
Between 18 and 34	136	227
Between 35 and 54	381	421
55 or over	488	357

OUR SERVICES

- **Leger**
Marketing research and polling
- **Leger MetriCX**
Strategic and operational customer experience consulting services
- **Leger Analytics (LEA)**
Data modelling and analysis
- **Leger Opinion (LEO)**
Panel management
- **Leger Community**
Online community management
- **Leger Digital**
Digital strategy and user experience
- **International research**
Worldwide Independent Network (WIN)

600

EMPLOYEES



185

CONSULTANTS



8

OFFICES

MONTREAL | QUEBEC CITY | TORONTO | WINNIPEG
EDMONTON | CALGARY | VANCOUVER | PHILADELPHIA

OUR COMMITMENTS TO QUALITY



Leger is a member of the [Canadian Research Insights Council \(CRIC\)](#), the industry association for the market/survey/insights research industry.



Leger is a member of [ESOMAR](#) (European Society for Opinion and Market Research), the global association of opinion polls and marketing research professionals. As such, Leger is committed to applying the [international ICC/ESOMAR](#) code of Market, Opinion and Social Research and Data Analytics.



Leger is also a member of the [Insights Association](#), the American Association of Marketing Research Analytics.



Leger is a sponsor of [CAIP Canada](#), Canada's professional body for Certified Analytics and Insights Professionals who uphold CRIC's marketing research and public opinion research standards. CAIP Canada is globally endorsed by ESOMAR and the MRII/University of Georgia.

Leger

We Know Canadians

