

Report

**RELEVANCE OF THE BRITISH
MONARCHY IN CANADA**

Survey of Canadians


Report prepared for:

**LE JOURNAL
DE MONTRÉAL**

DATE 2021-02-10

PROJECT NUMBER 11679-241





METHODOLOGY

METHODOLOGY

Following the recent events surrounding Governor General Julie Payette, the Journal de Montréal commissioned Léger to survey Canadians on their attachment to the British monarchy in Canada and its place in Canadian institutions.

METHOD	A web survey was conducted with 2,122 Canadians who could speak either English or French.
WHEN?	The data was collected in two stages. A first survey was conducted from January 29th to 31st, 2021 with 1,000 Quebecers and is the subject of another report. To enhance this first analysis, a complementary survey was conducted from February 5th to 7th, 2021, with 1,122 Canadians from other provinces , resulting in a total sample of 2,122 Canadians.
MARGIN OF ERROR	It is not possible to calculate a margin of error on a sample drawn from a panel, but for comparison purposes, the maximum margin of error for a sample of 2,122 respondents is ± 2.1 per cent, 19 times out of 20.
WEIGHTING	Results were weighted by gender, age, mother tongue, region, education, and presence of children in the household to ensure a representative sample of the Canadian population.
SIGNIFICANT DIFFERENCES	<p>In the tables, numbers in bold and red indicate a statistically significant lower difference from the complement, while numbers in bold and green indicate a statistically significant higher difference from the complement.</p> <p>In the graphs, a (+) indicates a statistically significant difference greater than the complement (ROC or Quebec), while a (-) indicates a statistically significant difference less than the complement (ROC or Quebec). Translated with www.DeepL.com/Translator (free version)</p>

NOTES TO READERS

ROUNDING

It should be noted that the numbers presented have been rounded. However, numbers before rounding have been used to calculate the sums presented. For this reason, these sums may not match manual summation of the numbers presented.

SIGNIFICANT DIFFERENCES

Results showing meaningful statistically significant differences are indicated in the coloured framed boxes beside the global results.




DETAILED RESULTS

ATTACHMENT TO THE MONARCHY

Q1. Would you say that you are personally attached to the British monarchy?

Base: All respondents (n=2,122)

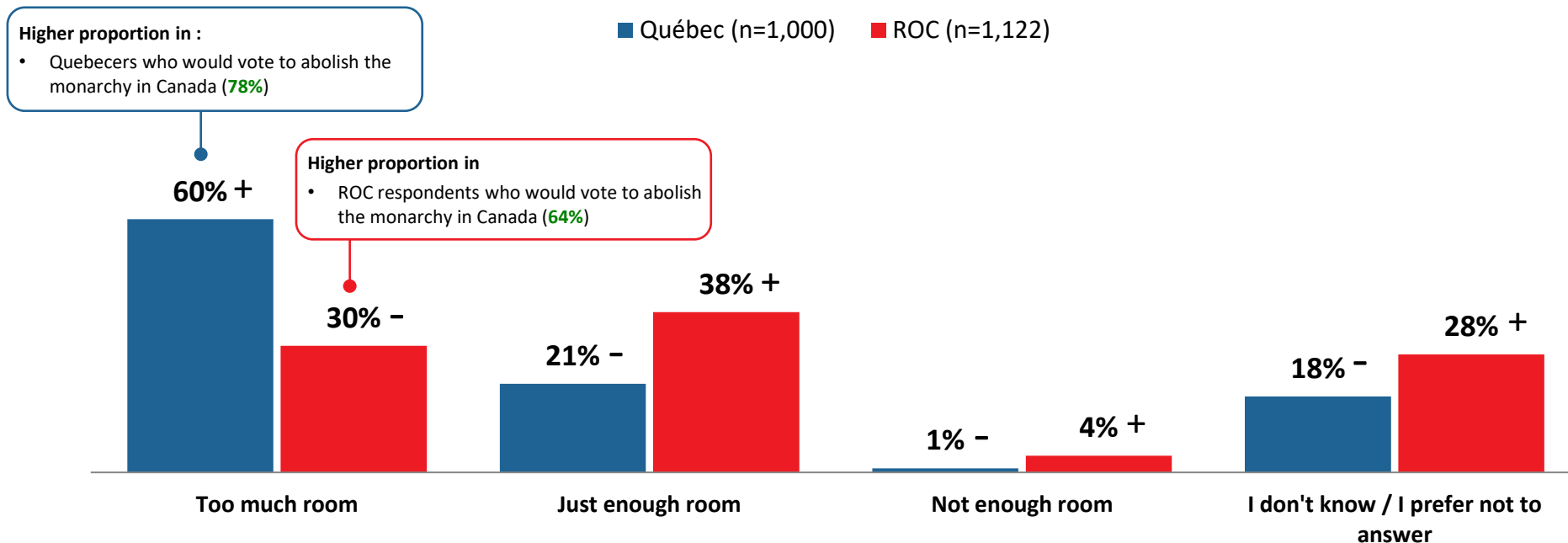


	TOTAL	PROVINCES						CANADA		GENDER		AGE		
		ATL	QC	ON	MB/SK	AB	BC	QC	ROC	Male	Female	18-34	35-54	55+
n=	2,122	100	1,000	604	126	131	161	1,000	1,122	1,061	1,061	588	830	704
Yes, I feel attached to the British monarchy	16%	6%	6%	18%	17%	17%	29%	6%	18%	13%	18%	8%	15%	21%
No, I do not feel attached to the British monarchy.	76%	83%	88%	74%	75%	73%	57%	88%	72%	79%	73%	78%	77%	73%
I don't know / I prefer not to answer	9%	11%	6%	8%	7%	10%	14%	6%	10%	8%	9%	14%	8%	5%

PLACE OF THE BRITISH MONARCHY IN CANADIAN INSTITUTIONS

Q2. Do you find that the British monarchy takes up just enough, too much, or not enough room in Canadian institutions?

Base: All respondents (n=2,122)

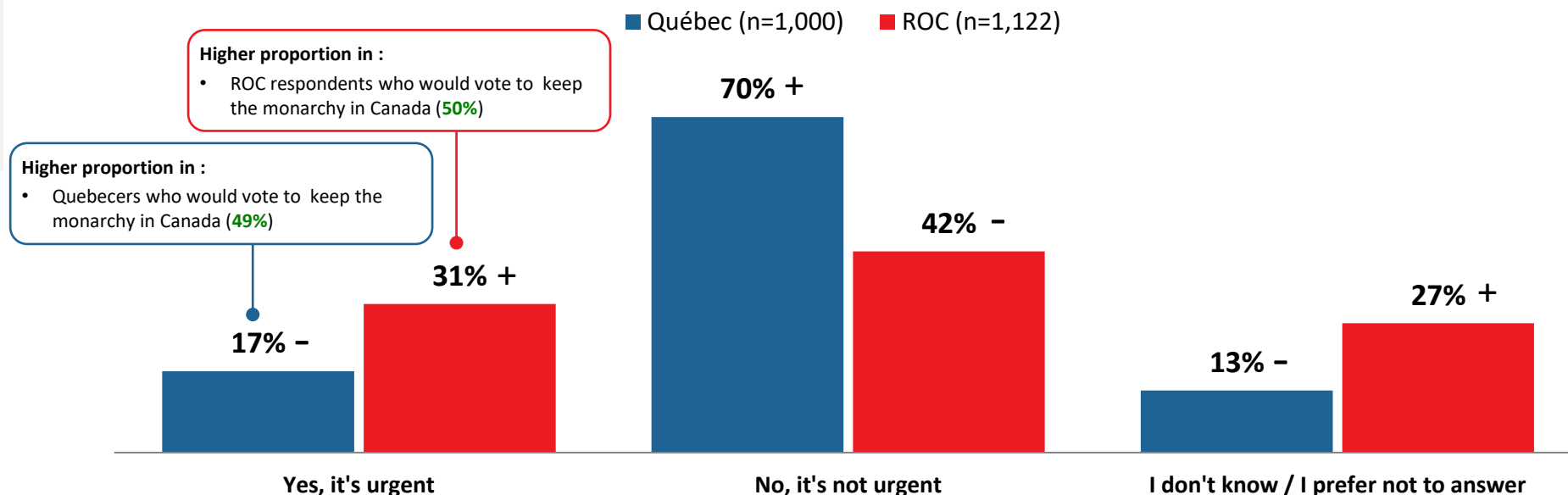


	TOTAL	PROVINCES						CANADA		GENDER		AGE		
		ATL	QC	ON	MB/SK	AB	BC	QC	ROC	Male	Female	18-34	35-54	55+
	n= 2,122	100	1,000	604	126	131	161	1,000	1,122	1,061	1,061	588	830	704
Too much room	37%	35%	60%	27%	29%	36%	31%	60%	30%	43%	31%	27%	37%	44%
Just enough room	34%	35%	21%	40%	36%	29%	42%	21%	38%	31%	37%	30%	30%	40%
Not enough room	4%	3%	1%	3%	4%	5%	8%	1%	4%	4%	3%	5%	3%	3%
I don't know / I prefer not to answer	26%	27%	18%	30%	30%	31%	18%	18%	28%	22%	29%	38%	29%	14%

URGENCY TO REPLACE JULIE PAYETTE

Q3. In your opinion, is it urgent to replace Julie Payette who has resigned as Governor General of Canada?

Base: All respondents (n=2,122)

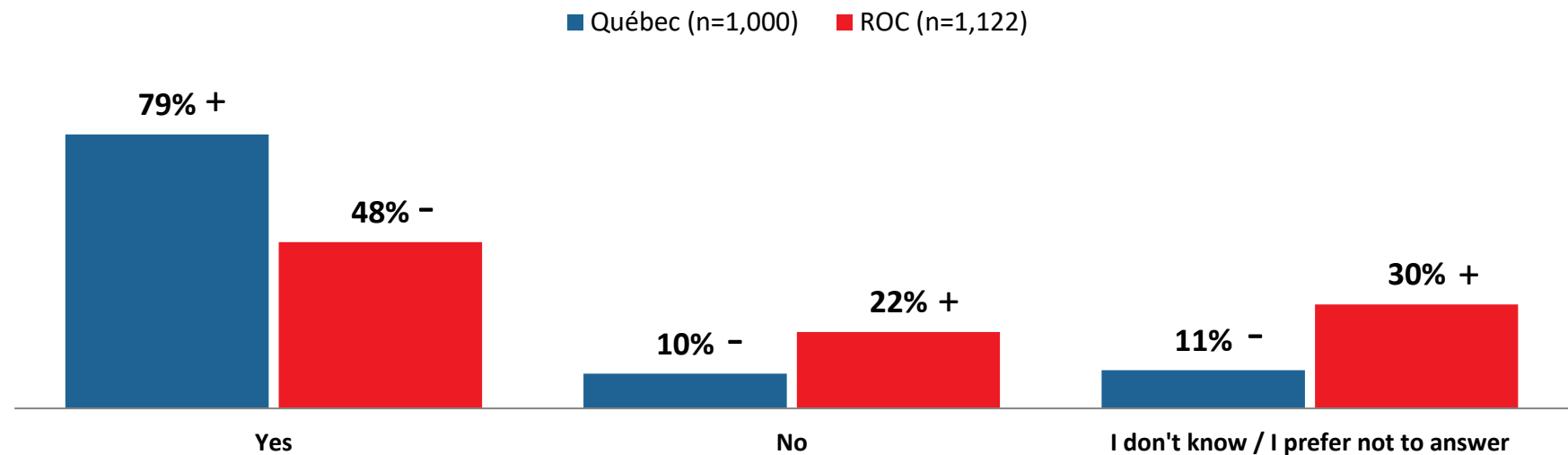


	TOTAL	PROVINCES						CANADA		GENDER		AGE		
		ATL	QC	ON	MB/SK	AB	BC	QC	ROC	Male	Female	18-34	35-54	55+
	n= 2,122	100	1,000	604	126	131	161	1,000	1,122	1,061	1,061	588	830	704
Yes, it's urgent	28%	23%	17%	34%	23%	25%	35%	17%	31%	29%	26%	25%	25%	32%
No, it's not urgent	48%	48%	70%	39%	44%	48%	39%	70%	42%	53%	44%	35%	50%	56%
I don't know / I prefer not to answer	24%	29%	13%	27%	32%	26%	26%	13%	27%	17%	30%	41%	25%	11%

QUESTION THE PLACE AND ROLE OF THE MONARCHY IN CANADIAN INSTITUTIONS

Q4. Should the federal government take advantage of Julie Payette's resignation as Governor General of Canada to question the place and role of the monarchy in Canadian institutions?

Base: All respondents (n=2,122)

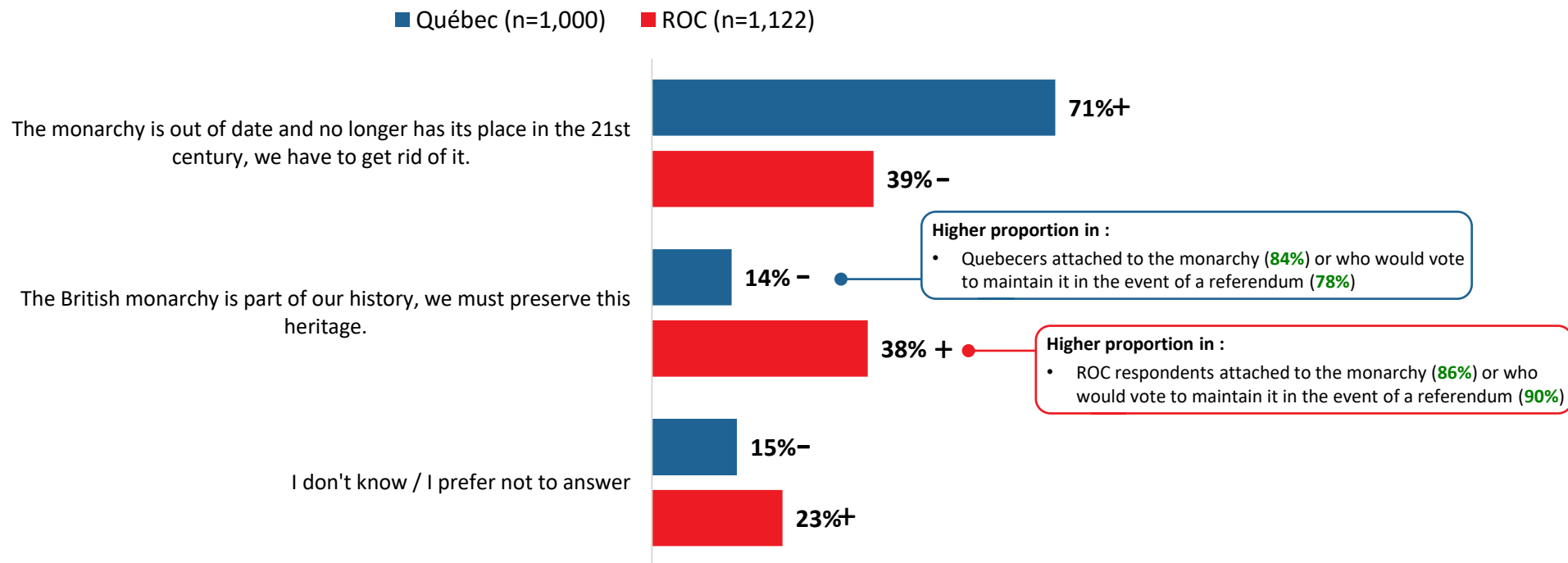


	TOTAL n= 2,122	PROVINCES						CANADA		GENDER		AGE		
		ATL	QC	ON	MB/SK	AB	BC	QC	ROC	Male	Female	18-34	35-54	55+
Yes	55%	55%	79%	49%	49%	44%	46%	79%	48%	59%	52%	42%	57%	63%
No	19%	13%	10%	22%	21%	22%	24%	10%	22%	22%	16%	16%	17%	23%
I don't know / I prefer not to answer	26%	31%	11%	29%	31%	34%	30%	11%	30%	19%	31%	41%	26%	14%

OPINION TOWARDS THE MONARCHY

Q5. Which of the following statements best represents what you personally think about the monarchy's place in Canada?

Base: All respondents (n=2,122)

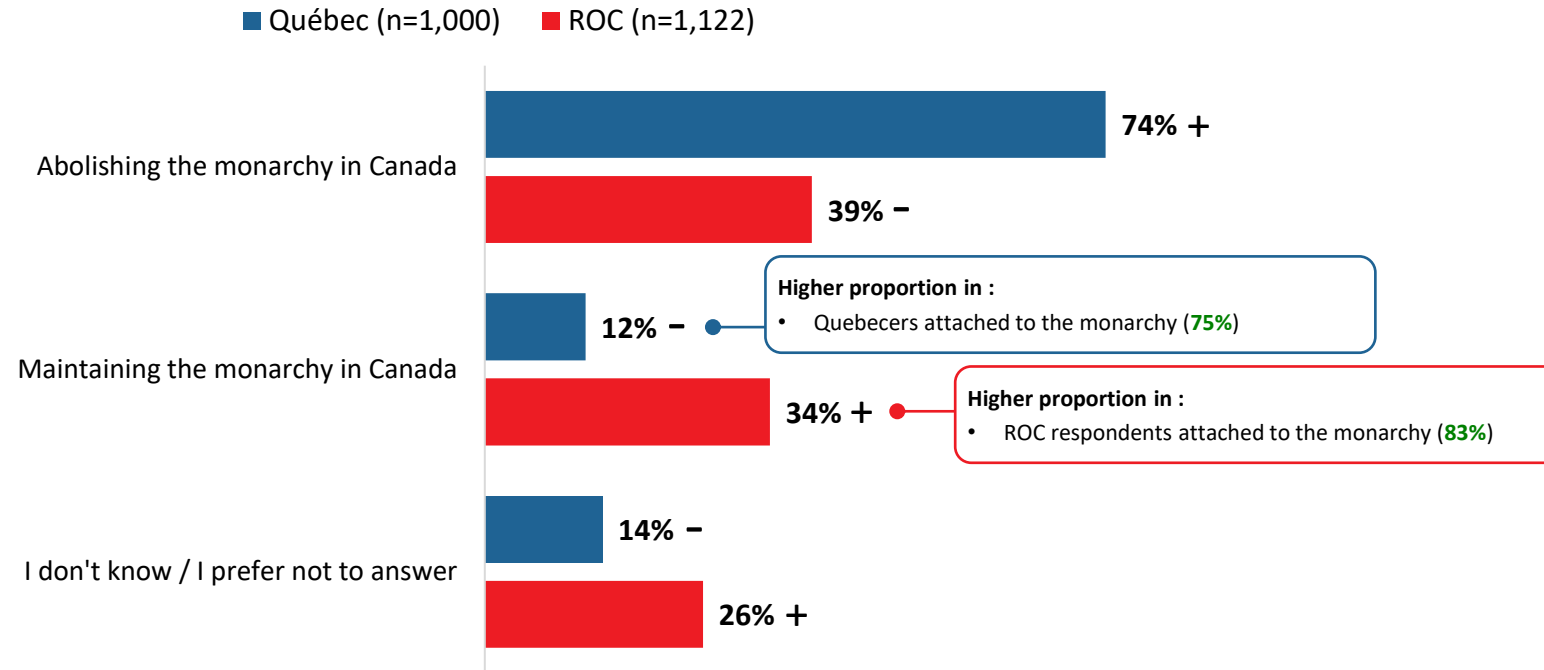


	TOTAL	PROVINCES						CANADA		GENDER		AGE		
		ATL	QC	ON	MB/SK	AB	BC	QC	ROC	Male	Femme	18-34	35-54	55+
	n= 2,122	100	1,000	604	126	131	161	1,000	1,122	1,061	1,061	588	830	704
The monarchy is out of date and no longer has its place in the 21st century, we have to get rid of it.	46%	43%	71%	39%	41%	41%	34%	71%	39%	53%	40%	40%	49%	49%
The British monarchy is part of our history, we must preserve this heritage.	33%	29%	14%	38%	38%	38%	45%	14%	38%	31%	34%	28%	29%	39%
I don't know / I prefer not to answer	21%	28%	15%	24%	21%	21%	21%	15%	23%	16%	26%	32%	23%	12%


POSITION ON MAINTAINING OR ABOLISHING THE MONARCHY IN CANADA

Q6. If a referendum were held on abolishing British monarchy positions in Canada (Governor General, Lieutenant Governor, etc.) would you vote in favour of maintaining the monarchy or abolishing the monarchy in Canada?

Base: All respondents (n=2,122)



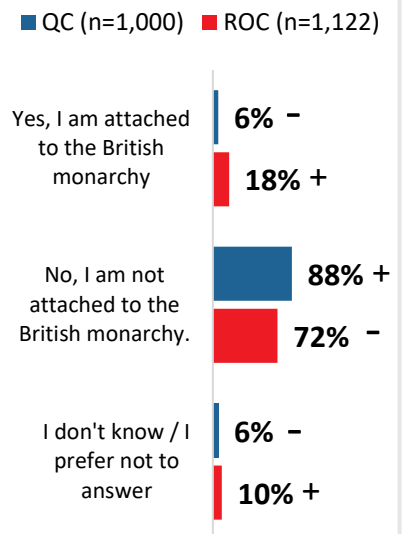
	TOTAL	PROVINCES						CANADA		GENDER		AGE		
		ATL	QC	ON	MB/SK	AB	BC	QC	ROC	Male	Female	18-34	35-54	55+
	n= 2,122	100	1,000	604	126	131	161	1,000	1,122	1,061	1,061	588	830	704
Abolishing the monarchy in Canada	48%	44%	74%	38%	42%	38%	40%	74%	39%	55%	40%	38%	49%	53%
Maintaining the monarchy in Canada	29%	26%	12%	36%	31%	35%	36%	12%	34%	28%	31%	25%	25%	36%
I don't know / I prefer not to answer	23%	30%	14%	26%	27%	27%	24%	14%	26%	17%	29%	37%	26%	12%



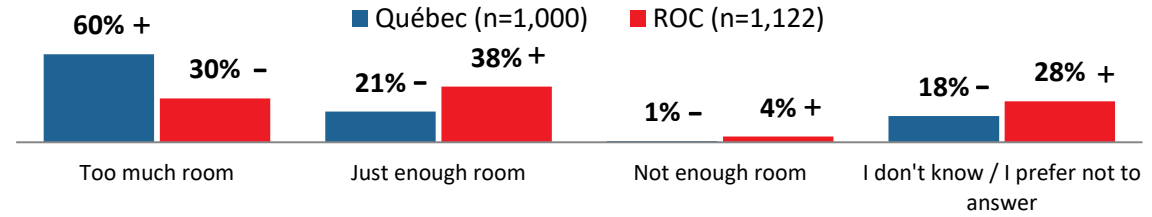
KEY FINDINGS

KEY FINDINGS

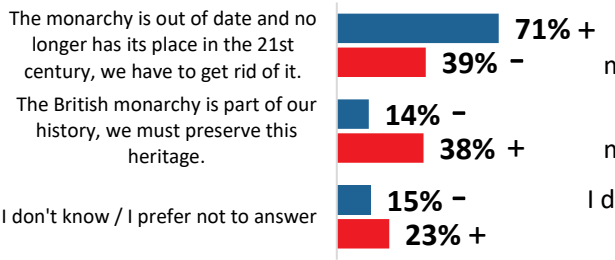
ATTACHMENT



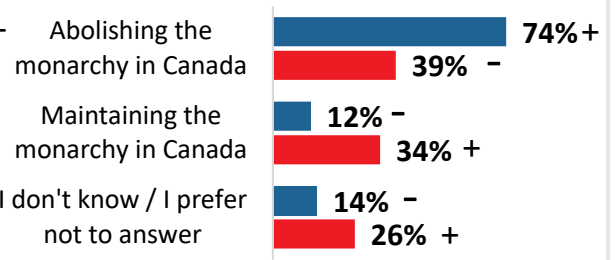
PLACE OF THE BRITISH MONARCHY IN CANADA



Opinion towards the monarchy



Referendum on the monarchy

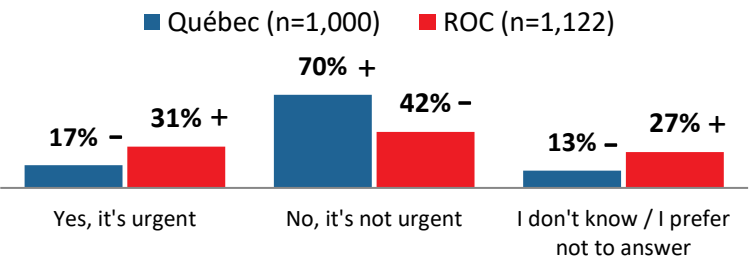


ALTHOUGH MORE CANADIANS OUTSIDE QUEBEC WISH TO MAINTAIN THE MONARCHY IN CANADA, STILL A MAJORITY DO NOT FEEL ATTACHED TO IT.

Compared to Quebecers who clearly see the monarchy as irrelevant, Canadians from the ROC are more divided. On most of the aspects surveyed, respondents are divided into three groups, one in favour of the monarchy, one against it and finally a third group that do not know where to position themselves on the subject (more prevalent among younger Canadians and women).

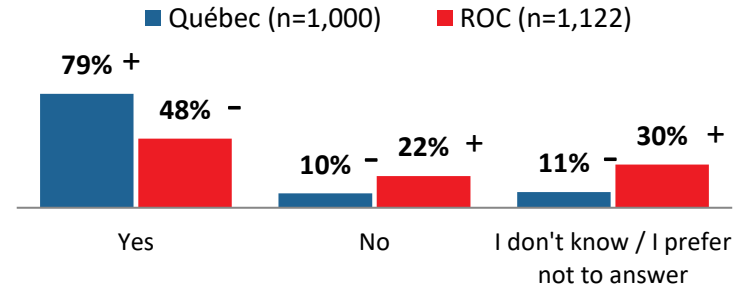
JULIE PAYETTE

Urgency to replace her



TAKE ADVANTAGE OF THE RESIGNATION TO ...

Review the place and role of the monarchy



COMPARED TO A MAJORITY IN QUEBEC, CANADIANS OUTSIDE THAT PROVINCE ARE DIVIDED ON WHETHER OR NOT THE GOVERNOR GENERAL'S RESIGNATION IS AN OPPORTUNITY TO QUESTION THE ROLE AND PLACE OF THE MONARCHY IN CANADIAN INSTITUTIONS.



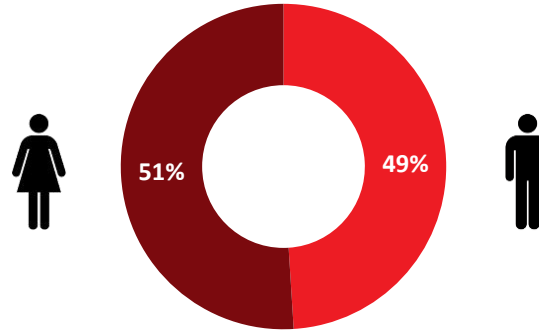
RESPONDENT PROFILE

RESPONDENT PROFILE (1/2)

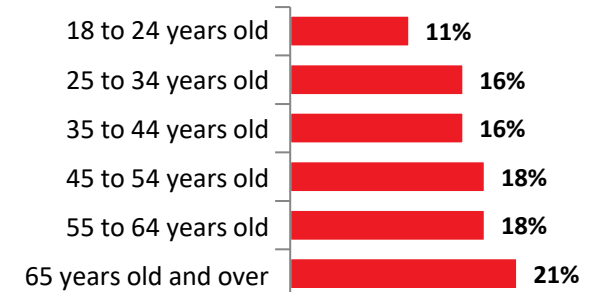


Canada	
Atlantic provinces	7%
Québec	23%
Ontario	38%
Manitoba / Saskatchewan	7%
Alberta	11%
British Columbia	14%

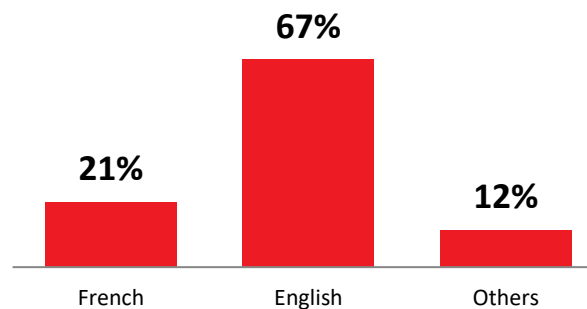
PROVINCES



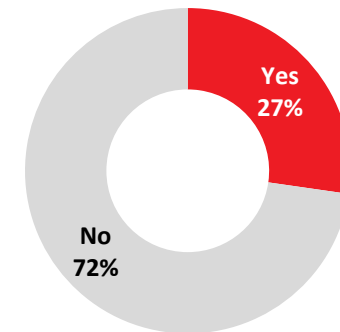
GENDER



AGE

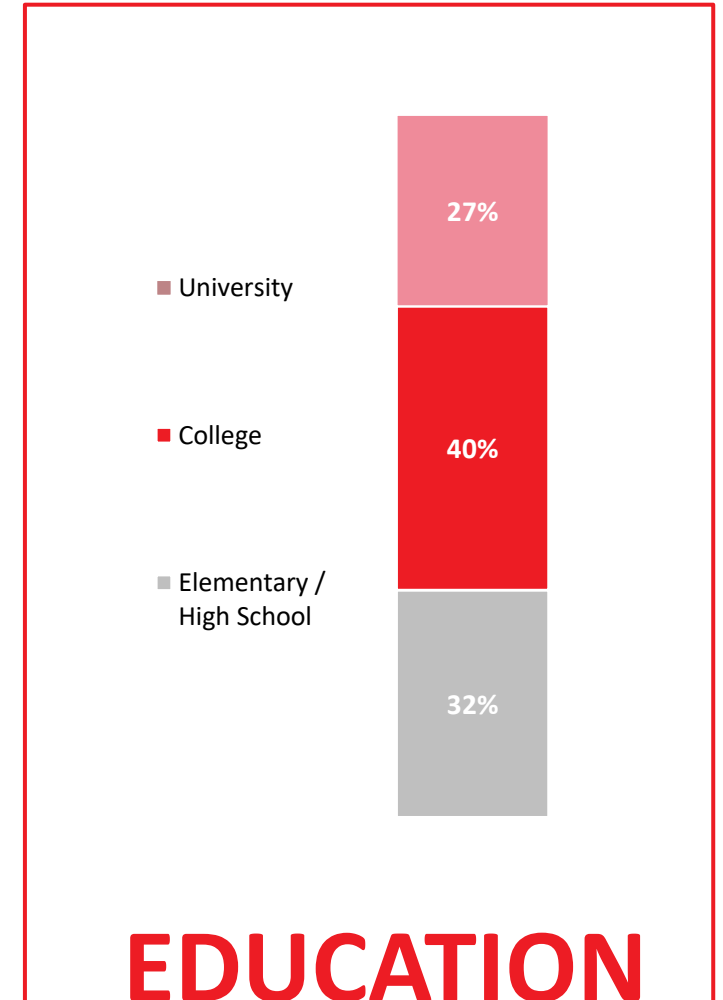
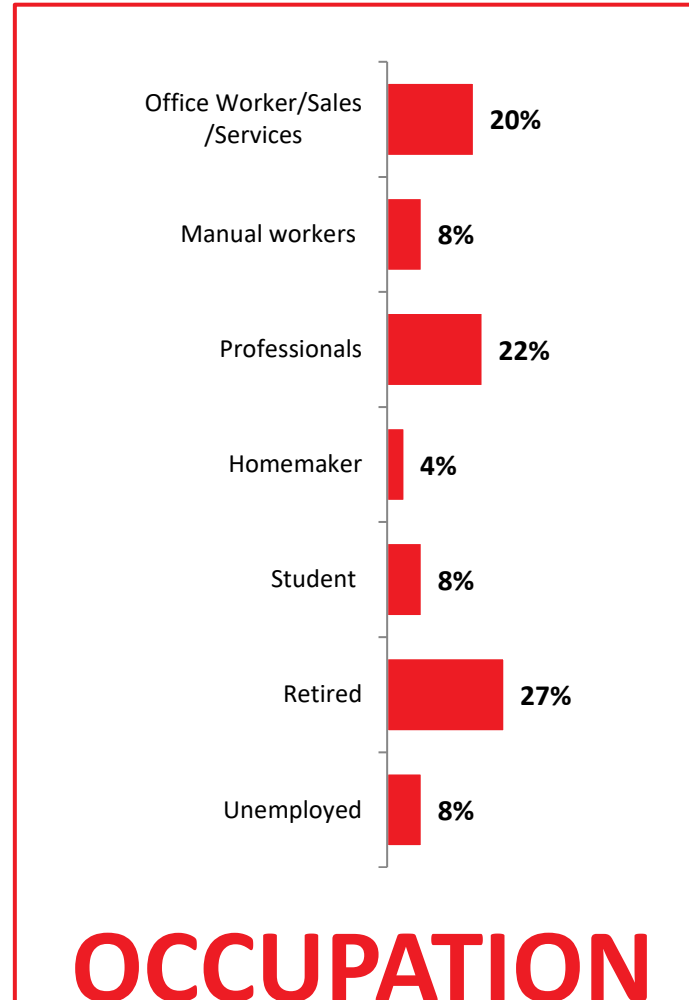
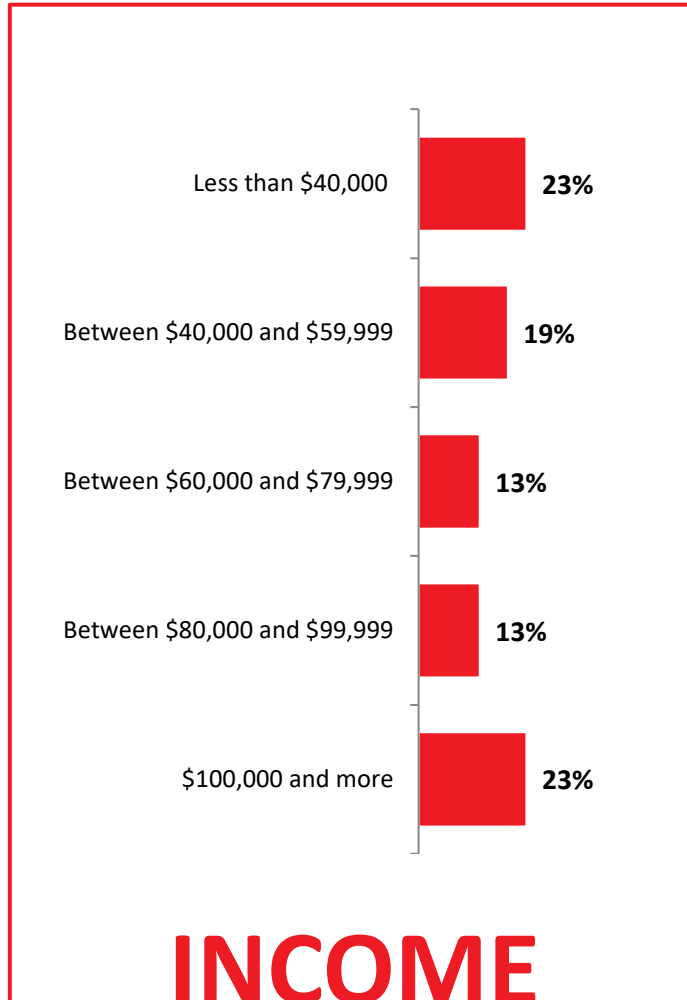


LANGUAGE




CHILDREN

RESPONDENT PROFILE (2/2)



Base: All respondents (n=2,122)

Note : For each of the profile categories, the 100% complement corresponds to "I don't know" and "I prefer not to answer".




TEAM


TEAM

For more information on this study, please contact :

Eric Normandeau

Strategic Consultant

 enormandeau@leger360.com

 514-982-2464 ext. 3106

Project team



Eric Normandeau
Strategic Consultant



Roxanne Bazinet
Senior Analyst



Amélie Fontaine
Research Analyst

OUR SERVICES

- **Leger**
Marketing research and polling
- **Leger MetriCX**
Strategic and operational customer experience consulting services
- **Leger Analytics (LEA)**
Data modelling and analysis
- **Leger Opinion (LEO)**
Panel management
- **Leger Communities**
Online community management
- **Leger Digital**
Digital strategy and user experience
- **International Research**
Worldwide Independent Network (WIN)

600
EMPLOYEES



185
CONSULTANTS



8
OFFICES

MONTREAL | QUEBEC CITY | TORONTO | WINNIPEG
EDMONTON | CALGARY | VANCOUVER | PHILADELPHIA

OUR CREDENTIALS



Leger is a member of the [Canadian Research Insights Council \(CRIC\)](#), the industry association for the market/survey/insights research industry.



Leger is a member of [ESOMAR](#) (European Society for Opinion and Market Research), the global association of opinion polls and marketing research professionals. As such, Leger is committed to applying the [international ICC/ESOMAR](#) code of Market, Opinion and Social Research and Data Analytics.



Leger is also a member of the [Insights Association](#), the American Association of Marketing Research Analytics.

Leger

We know Canadians

