

# Leger

IN COLLABORATION WITH



## POSTMEDIA-LEGER POLL

# Report

## Favourite Province & The Federation

August 2022

DATE 2022-08-24 PROJECT NUMBER 45644-001

# Leger

---

*We know Canadians*

# METHODOLOGY

# Methodology

## Study Population

- Canadian residents, ages 18 and older.

## Data Collection

- A total of n=1516 online surveys were conducted via Leger's online LEO panel.
- Interviews were conducted from August 19 to August 21, 2022.

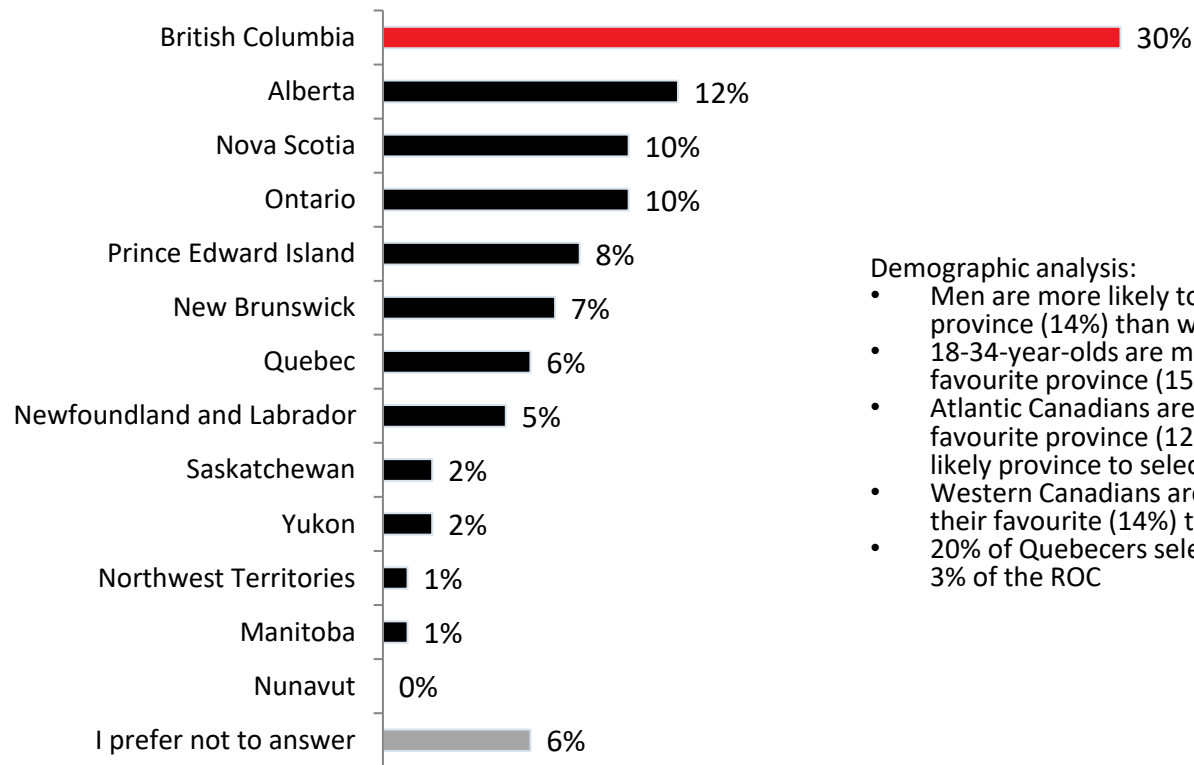
## Statistical Analysis

- As a non-probability online survey, a margin of error is technically not to be reported.
- If the data were collected through a probability sample, the margin of error would be (n=1516)  $\pm 2.5\%$ , 19 times out of 20.
- Using data from the 2021 Census, results were weighted according to age, gender, and region in order to ensure a representative sample of the population.
- The numbers presented have been rounded to the nearest whole number. However, raw values were used to calculate the sums presented and therefore may not correspond to the manual addition of these numbers.

DETAILED RESULTS

# BC tops Canadians' list as favourite province/territory apart from their own

CPM1: What is your most favourite province or territory in Canada, apart from your own province? (n=1516)

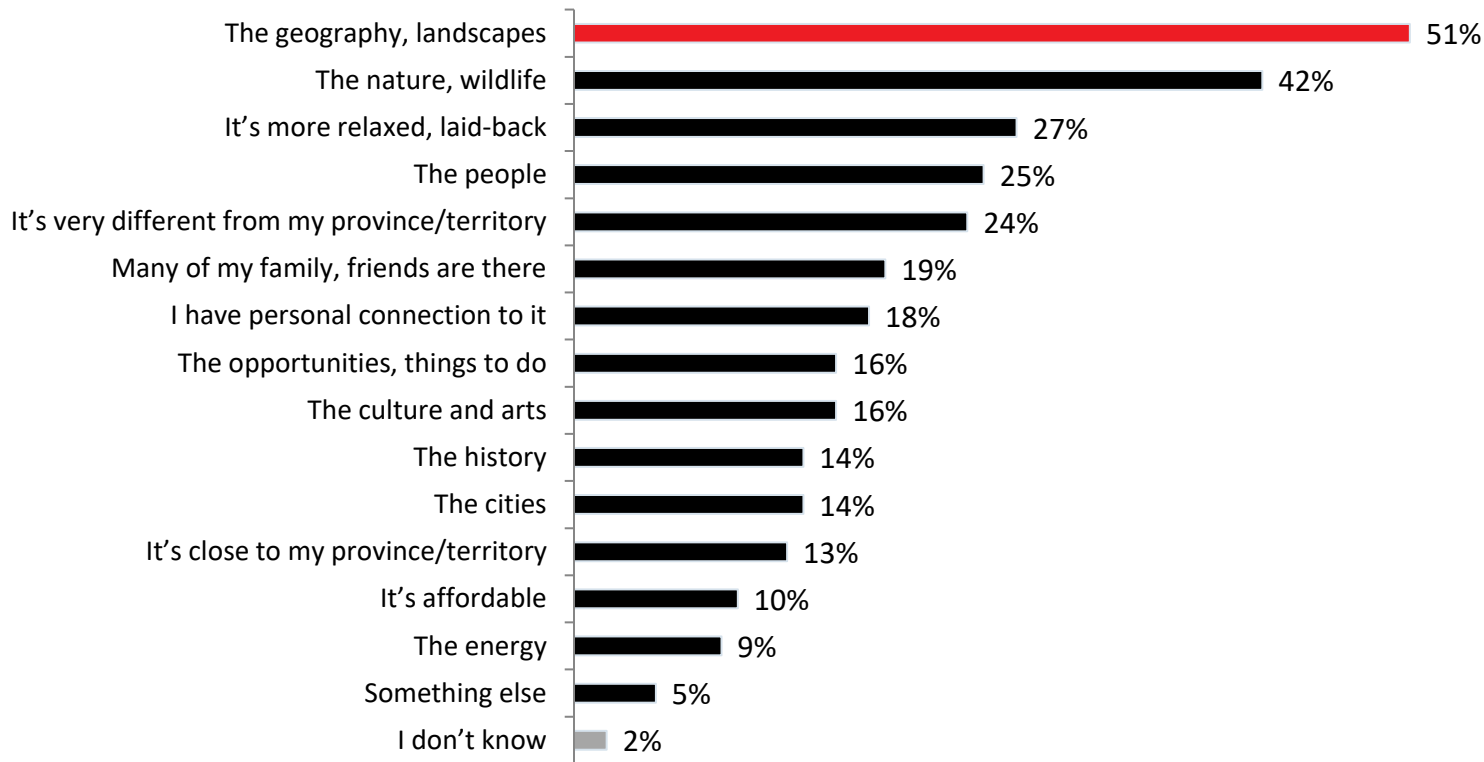


## Demographic analysis:

- Men are more likely to say Alberta is their favourite province (14%) than women (10%)
- 18-34-year-olds are more likely to say Alberta is their favourite province (15%) than those 55+ (9%)
- Atlantic Canadians are least likely to select BC as their favourite province (12%), this compared to the most likely province to select BC, Alberta (67%)
- Western Canadians are more likely to select Ontario as their favourite (14%) than Eastern Canadians (8%)
- 20% of Quebecers selected New Brunswick compared to 3% of the ROC

# Over half of Canadians cite 'landscapes' as reason for choosing their favourite province

CPM2: What is it about that province/territory that makes it your favourite? (n=1428)



# Reasons for selecting favourite province: By Province Selected

CPM2: What is it about that province/territory that makes it your favourite? (n=1428)

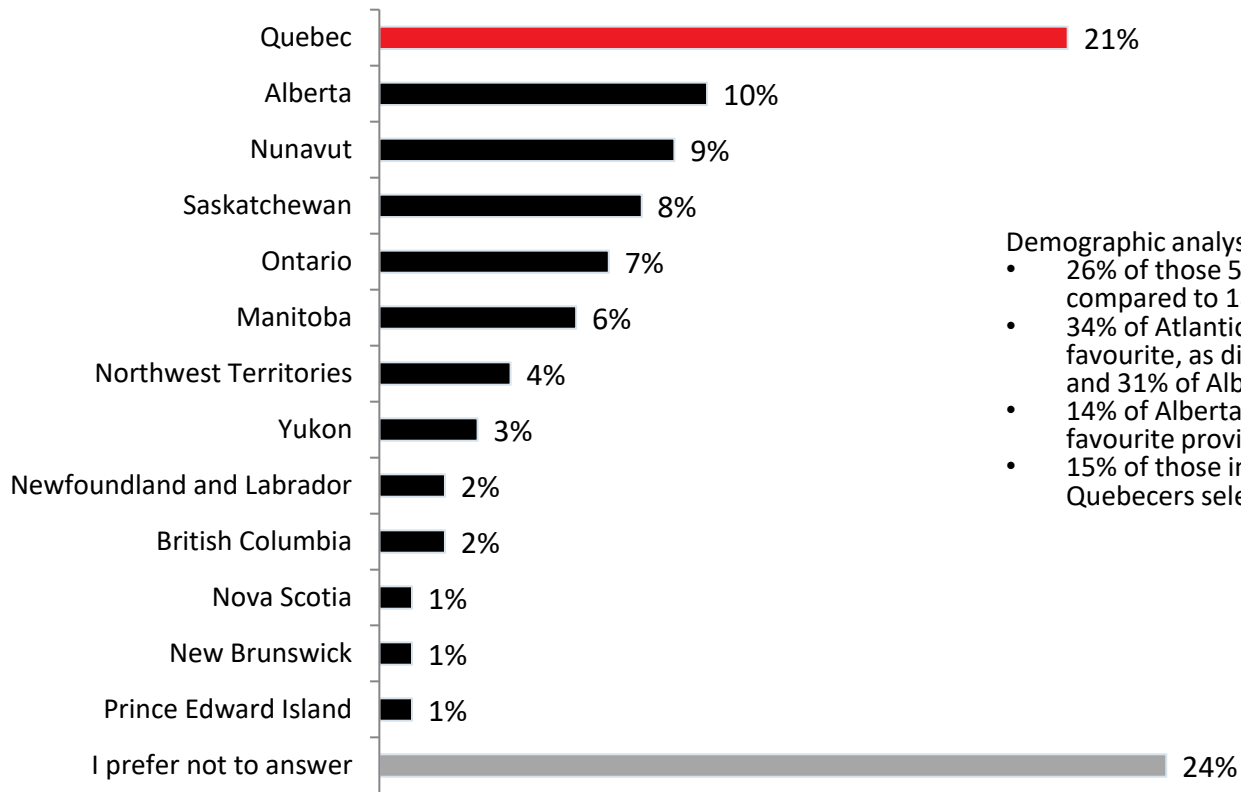
	Province Selected as Favourite Province:									
	BC	AB	*SK	*MB	ON	QC	NB	NS	PEI	NL
N=	468	186	21	18	150	105	92	145	118	70
The geography, landscapes	65%	47%	12%	19%	22%	25%	46%	57%	61%	73%
The nature, wildlife	60%	49%	20%	15%	21%	13%	42%	31%	28%	42%
It's more relaxed, laid-back	20%	18%	34%	6%	7%	9%	36%	50%	43%	60%
The people	11%	22%	35%	30%	14%	21%	55%	39%	29%	61%
It's very different from my province/territory	24%	25%	22%	3%	15%	22%	14%	24%	32%	39%
Many of my family, friends are there	18%	18%	30%	55%	33%	15%	25%	13%	5%	23%
I have personal connection to it	18%	21%	49%	33%	17%	24%	20%	12%	6%	26%
The opportunities, things to do	16%	24%	4%	0%	30%	17%	10%	13%	7%	9%
The culture and arts	13%	10%	11%	6%	20%	45%	9%	11%	16%	26%
The history	6%	9%	12%	5%	8%	39%	18%	24%	19%	28%
The cities	15%	14%	14%	14%	28%	23%	5%	10%	4%	7%
It's close to my province/territory	10%	11%	15%	10%	24%	22%	30%	6%	5%	5%
It's affordable	1%	16%	16%	12%	9%	9%	22%	12%	17%	19%
The energy	8%	8%	8%	3%	21%	17%	2%	9%	6%	13%
Something else	4%	5%	10%	3%	5%	15%	2%	6%	3%	4%

\*Small sample size



# Quebec tops Canadians' list as least favourite province/territory apart from their own

CPM3: What is your least favourite province or territory in Canada, apart from your own province? (n=1516)

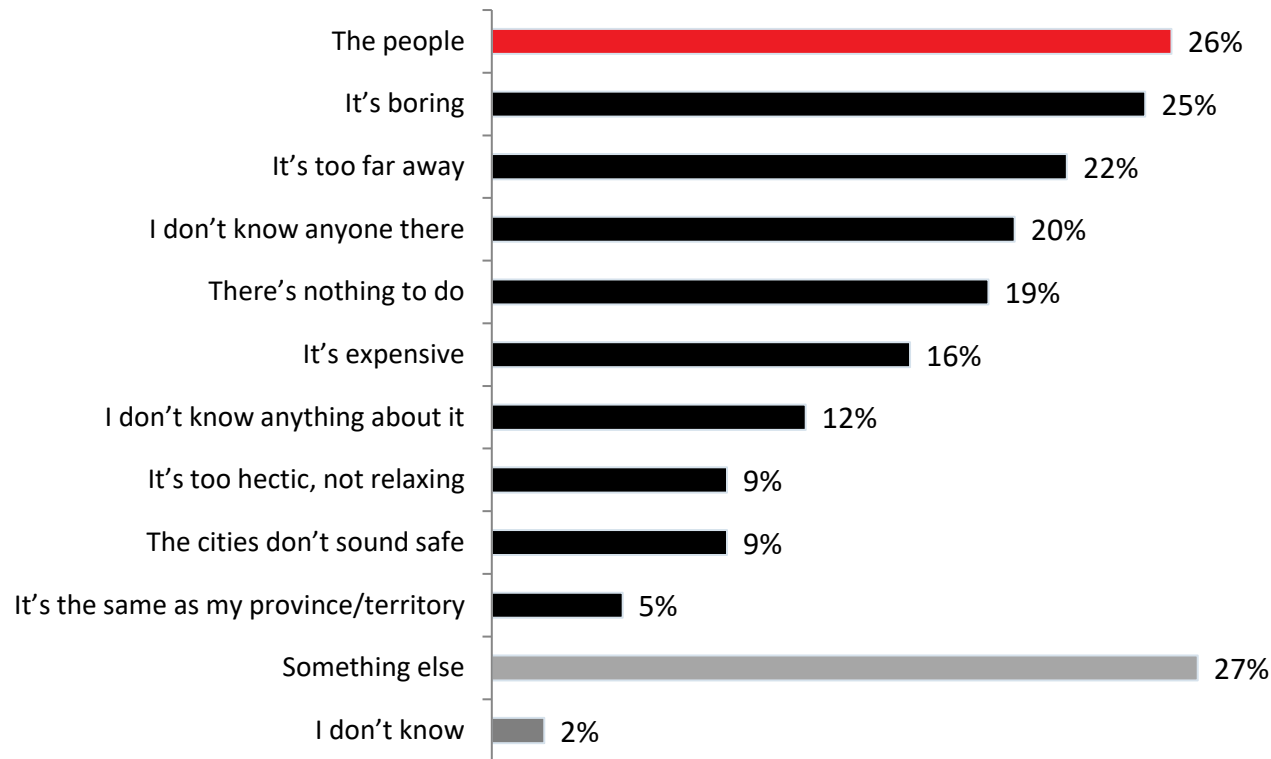


## Demographic analysis:

- 26% of those 55+ said Quebec is their least favourite compared to 18% of those 18-34 and 35-54
- 34% of Atlantic Canadians selected Quebec as their least favourite, as did 26% of Ontarians, 25% of those in BC and 31% of Albertans and those in MB/SK
- 14% of Albertans selected Saskatchewan as their least favourite province
- 15% of those in BC, 11% of Ontarians, and 13% of Quebecers selected Alberta as their least favourite

# Canadians cite 'the people' and 'it's boring' as top reasons for choosing their least favourite province

CPM4: What is it about that province/territory that makes it your least favourite? (n=1149)



# Reasons for selecting least favourite province: By Province Selected

CPM4: What is it about that province/territory that makes it your least favourite? (n=1149)

	Province Selected as Least Favourite Province:									
	*BC	AB	SK	MB	ON	QC	*NB	*NS	*PEI	*NL
N=	25	155	125	91	107	322	16	20	12	35
The people	33%	47%	4%	9%	30%	49%	12%	13%	19%	8%
It's boring	4%	19%	60%	59%	11%	7%	50%	24%	26%	19%
It's too far away	31%	8%	18%	8%	7%	8%	18%	15%	49%	35%
There's nothing to do	2%	9%	46%	35%	5%	2%	23%	15%	21%	51%
It's expensive	78%	10%	0%	2%	45%	17%	0%	13%	6%	7%
It's too hectic, not relaxing	28%	9%	0%	3%	36%	11%	12%	5%	11%	1%
The cities don't sound safe	24%	11%	8%	8%	17%	9%	17%	16%	18%	1%
It's the same as my province/territory	0%	2%	7%	8%	11%	5%	0%	30%	6%	0%
I don't know anything about it	7%	3%	15%	19%	3%	6%	0%	5%	28%	20%
I don't know anyone there	3%	10%	15%	21%	15%	15%	12%	15%	23%	31%
Something else	32%	44%	11%	15%	18%	43%	7%	2%	9%	20%

\*Small sample size

# Less than 2 in 10 Canadians strongly feel Alberta or Quebec have been successful in their efforts to change the status quo of Canadian governance

CPM5. Using a scale where 1 means not very successful and 10 means very successful, based on what you have read, heard or seen; how would you rate either provinces' successfulness in their efforts to change the status quo of how Canada is governed? (n=1516)



		Very Likely to Succeed <i>Top Box (8, 9 or 10 out of 10)</i>	Not likely to Succeed <i>Bottom Box (1, 2 or 3 out of 10)</i>	Don't know	Mean (ranking out of 10)
Alberta		13%	22%	28%	5.0
Quebec		19%	18%	25%	5.5

## Successfulness in Changing the Status Quo: By Region

CPM5. Using a scale where 1 means not very successful and 10 means very successful, based on what you have read, heard or seen; how would you rate either provinces' successfulness in their efforts to change the status quo of how Canada is governed? (n=1516)



	Very Likely to Succeed <i>Top Box (8, 9 or 10 out of 10)</i>				Not likely to Succeed <i>Bottom Box (1, 2 or 3 out of 10)</i>			
	Western Canada	Eastern Canada	AB	QC	Western Canada	Eastern Canada	AB	QC
Alberta	11%	14%	9%	13%	33%	17%	<b>43%</b>	12%
Quebec	22%	17%	<b>35%</b>	17%	21%	17%	21%	15%

# Nearly 3 in 10 Canadians strongly feel Quebec is a threat to national unity

CPM6. Using a scale where 1 means not a threat and 10 means a very serious threat, based on what you have read, heard or seen; how would you rate either provinces' threat to national unity in Canada? (n=1516)



Alberta

**Very Serious Threat**  
*Top Box (8, 9 or 10 out of 10)*

16%

**Not a Threat**  
*Bottom Box (1, 2 or 3 out of 10)*

25%

**Don't know**

20%

**Mean (ranking out of 10)**

5.0



Quebec

29%

17%

17%

6.1

# Threat to National Unity: By Region

CPM6. Using a scale where 1 means not a threat and 10 means a very serious threat, based on what you have read, heard or seen; how would you rate either provinces' threat to national unity in Canada? (n=1516)



	Very Serious Threat <i>Top Box (8, 9 or 10 out of 10)</i>				Not a Threat <i>Bottom Box (1, 2 or 3 out of 10)</i>			
	Western Canada	Eastern Canada	AB	QC	Western Canada	Eastern Canada	AB	QC
Alberta	14%	16%	17%	14%	27%	25%	<b>32%</b>	28%
Quebec	31%	28%	30%	20%	13%	18%	16%	<b>31%</b>

# Just over 1 in 10 Canadians support the positions taken by Alberta or Quebec in their efforts to change provincial-federal relations

CPM6. Using a scale where 1 means strongly oppose and 10 means strongly support, based on what you have read, heard or seen; do you generally support or oppose the positions taken by either province in their efforts to make changes to the relationship between the provinces and the federal government? (n=1516)



	Strongly Support <i>Top Box (8, 9 or 10 out of 10)</i>	Strongly Oppose <i>Bottom Box (1, 2 or 3 out of 10)</i>	Don't know	Mean (ranking out of 10)
Alberta	16%	23%	28%	5.1



Quebec	12%	31%	25%	4.4
--------	-----	-----	-----	-----



# Support for Positions on Changes to Prov-Fed Relations: By Region

CPM6. Using a scale where 1 means strongly oppose and 10 means strongly support, based on what you have read, heard or seen; do you generally support or oppose the positions taken by either province in their efforts to make changes to the relationship between the provinces and the federal government? (n=1516)



	Strongly Support <i>Top Box (8, 9 or 10 out of 10)</i>				Strongly Oppose <i>Bottom Box (1, 2 or 3 out of 10)</i>			
	Western Canada	Eastern Canada	AB	QC	Western Canada	Eastern Canada	AB	QC
Alberta	<b>19%</b>	15%	27%	15%	27%	21%	29%	19%
Quebec	6%	14%	7%	26%	<b>39%</b>	28%	<b>41%</b>	16%

# RESPONDENT PROFILE

# RESPONDENT PROFILE

	Weighted
n=	1516
<b>Gender</b>	(%)
Male	49
Female	51
<b>Age</b>	
18 to 34	27
35 to 54	32
55 years of age or older	41
<b>Household Income</b>	
Less than \$40,000	22
\$40,000 to less than \$80,000	30
\$80,000 or more	38

	Weighted
n=	1516
<b>Region</b>	(%)
British Columbia	14
Alberta	11
MB/SK	6
Ontario	39
Quebec	23
ATLANTIC	7

## OUR SERVICES

- **Leger**  
Marketing research and polling
- **Leger MetriCX**  
Strategic and operational customer experience consulting services
- **Leger Analytics (LEA)**  
Data modelling and analysis
- **Leger Opinion (LEO)**  
Panel management
- **Leger Communities**  
Online community management
- **Leger Digital**  
Digital strategy and user experience
- **International Research**  
Worldwide Independent Network (WIN)

**600**  
**EMPLOYEES**



**185**  
**CONSULTANTS**



**8**  
**OFFICES**

MONTREAL | QUEBEC CITY | TORONTO | WINNIPEG  
EDMONTON | CALGARY | VANCOUVER | PHILADELPHIA

# OUR CREDENTIALS



Leger is a member of the [Canadian Research Insights Council \(CRIC\)](#), the industry association for the market/survey/insights research industry.



Leger is a member of [ESOMAR](#) (European Society for Opinion and Market Research), the global association of opinion polls and marketing research professionals. As such, Leger is committed to applying the [international ICC/ESOMAR](#) code of Market, Opinion and Social Research and Data Analytics.



Leger is also a member of the [Insights Association](#), the American Association of Marketing Research Analytics.



Leger is a sponsor of [CAIP Canada](#), Canada's professional body for Certified Analytics and Insights Professionals who uphold CRIC's marketing research and public opinion research standards. CAIP Canada is globally endorsed by ESOMAR and the MRII/University of Georgia.

# Leger

---

*We know Canadians*

