

REPORT

# FEDERAL POLITICS

Leger



THE CANADIAN PRESS 

January 22<sup>nd</sup>, 2020

# METHODOLOGY

## METHODOLOGY



Web survey using computer-assisted Web interviewing (CAWI) technology.



From January 17<sup>th</sup> to January 21<sup>st</sup>, 2020



1,552 Canadians, 18 years of age or older, who have the right to vote in Canada, randomly recruited from LEO's online panel.



Using data from the 2016 Census, results were weighted according to age, gender, mother tongue, region and level of education in order to ensure a representative sample of the population.



No margin of error can be associated with a non-probability sample (Web panel in this case). However for comparative purposes, a probability sample of 1,552 respondents would have a margin of error of  $\pm 2.49\%$ , 19 times out of 20.

The research results presented here are in full compliance with the CRIC Public Opinion Research Standards and Disclosure Requirements.

# METHODOLOGY

## Notes on Reading this Report

The numbers presented have been rounded up. However, the numbers before rounding were used to calculate the sums presented and might therefore not correspond to the manual addition of these numbers.

In this report, data in bold **red** characters indicate a significantly lower proportion than that of other respondents. Conversely, data in bold **green** characters indicate a significantly higher proportion than that of other respondents.

A more detailed methodology is presented in the appendix.

If you have questions about the data presented in this report, please contact Christian Bourque, Associate and Executive Vice-President at the following e-mail address: [cbourque@leger360.com](mailto:cbourque@leger360.com)

# FEDERAL VOTING INTENTIONS

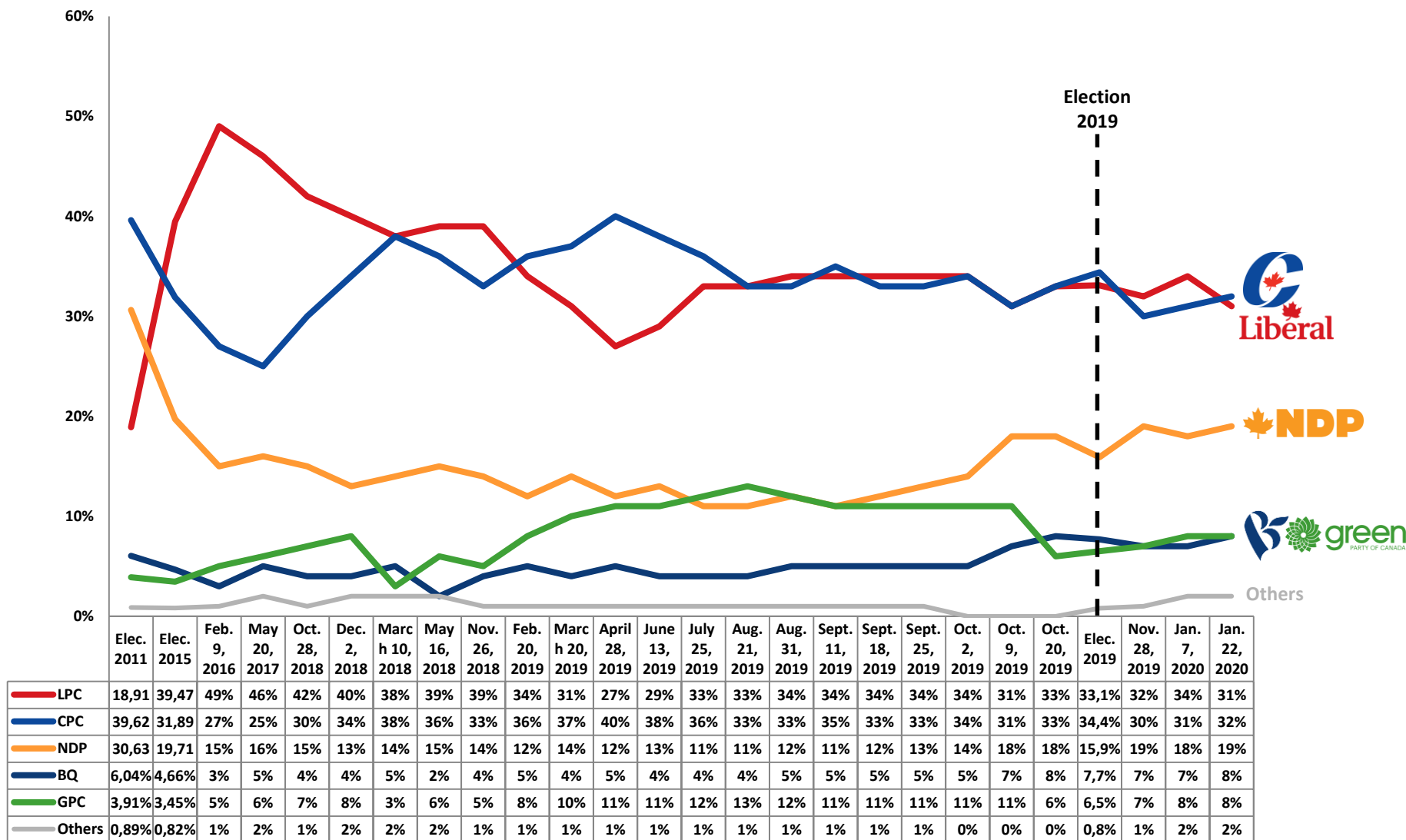
**Q1A/Q1B. If FEDERAL elections were held today, for which political party would you be most likely to vote? Would it be for...?**

*In the event a respondent had no opinion, the following prompting question was asked: Even if you have not yet made up your mind, for which of the following political parties would you be most likely to vote? Would it be for the ...*

Base: All respondents, except for the Bloc Québécois, Quebecers only (n=416)

	TOTAL Eligible voters	TOTAL Decided voters	ATL	QC	ON	MB/SK	AB	BC	Male	Female	18-34	35-54	55+	Jan. 7, 2020	Variation
Weighted n =	1,555	1,289	90	306	508	86	141	158	645	644	347	419	523	1,258	
Unweighted n =	1,552	1,327	88	355	534	109	113	128	678	649	352	435	540	1,282	
... Conservative Party of Canada	27%	<b>32%</b>	23%	<b>17%</b>	32%	<b>51%</b>	<b>59%</b>	33%	<b>37%</b>	<b>27%</b>	<b>23%</b>	<b>36%</b>	<b>35%</b>	31%	<b>+1</b>
... Liberal Party of Canada	26%	<b>31%</b>	29%	32%	<b>37%</b>	25%	<b>14%</b>	28%	33%	29%	28%	32%	32%	34%	<b>-3</b>
... New Democratic Party of Canada	16%	<b>19%</b>	<b>32%</b>	<b>10%</b>	20%	17%	20%	24%	<b>14%</b>	<b>24%</b>	<b>30%</b>	<b>16%</b>	<b>14%</b>	18%	<b>+1</b>
... Bloc Québécois	7%	<b>8%</b>	-	<b>34%</b>	-	-	-	-	7%	9%	6%	<b>6%</b>	<b>11%</b>	7%	<b>+1</b>
... Green Party of Canada	6%	<b>8%</b>	<b>14%</b>	<b>5%</b>	9%	6%	<b>2%</b>	<b>13%</b>	6%	9%	<b>12%</b>	7%	<b>6%</b>	8%	-
... another party	2%	<b>2%</b>	2%	2%	2%	1%	4%	3%	2%	2%	1%	<b>4%</b>	2%	2%	-
I would not vote	4%	-	-	-	-	-	-	-	-	-	-	-	-	-	-
I would cancel my vote	2%	-	-	-	-	-	-	-	-	-	-	-	-	-	-
I don't know	8%	-	-	-	-	-	-	-	-	-	-	-	-	-	-
Refusal	3%	-	-	-	-	-	-	-	-	-	-	-	-	-	-

# TRENDS IN VOTING INTENTIONS IN CANADA



# LEVEL OF AGREEMENT WITH STATEMENTS CONCERNING MEDICAL ASSISTANCE IN DYING – RECAP (1/2)

Q1.-Q5. Do you agree or disagree that ...

Base: All respondents

% TOTAL AGREE PRESENTED	TOTAL	ATL	QC	ON	MB/SK	AB	BC	Male	Female	18-34	35-54	55+
	Weighted n =	1,555	108	363	599	103	173	209	753	802	417	529
Unweighted n =	1,552	104	416	615	128	134	155	768	784	413	530	609
... people who have a serious, degenerative and incurable disease should be able to ...request and obtain medical assistance in dying? (Q1)	86%	86%	92%	83%	78%	89%	85%	87%	84%	88%	84%	86%
... medical assistance in dying should be accessible to all people with incurable diseases, even if their death is not fast approaching? (Q2)	74%	71%	84%	71%	66%	73%	76%	78%	71%	71%	75%	77%
... people should be allowed to complete an advance request for medical assistance in dying - or express their wish to obtain medical assistance in dying in advance - if one day they were diagnosed with a serious, degenerative and incurable disease? (Q4)	74%	78%	82%	69%	63%	78%	72%	75%	73%	72%	72%	77%
... an advance request for medical assistance in dying can be made, using an official application form, as soon as a person has been diagnosed with Alzheimer's disease and is still lucid? (Q5)	73%	71%	82%	68%	65%	75%	76%	73%	73%	71%	73%	75%
... the current 10-day reflection period between the day when a person makes a written request for medical assistance in dying and when the service is provided should be increased? (Q3)	49%	39%	54%	49%	45%	51%	47%	51%	47%	52%	51%	46%

# LEVEL OF AGREEMENT WITH STATEMENTS CONCERNING MEDICAL ASSISTANCE IN DYING – RECAP (2/2)

Q1.-Q5. Do you agree or disagree that ...

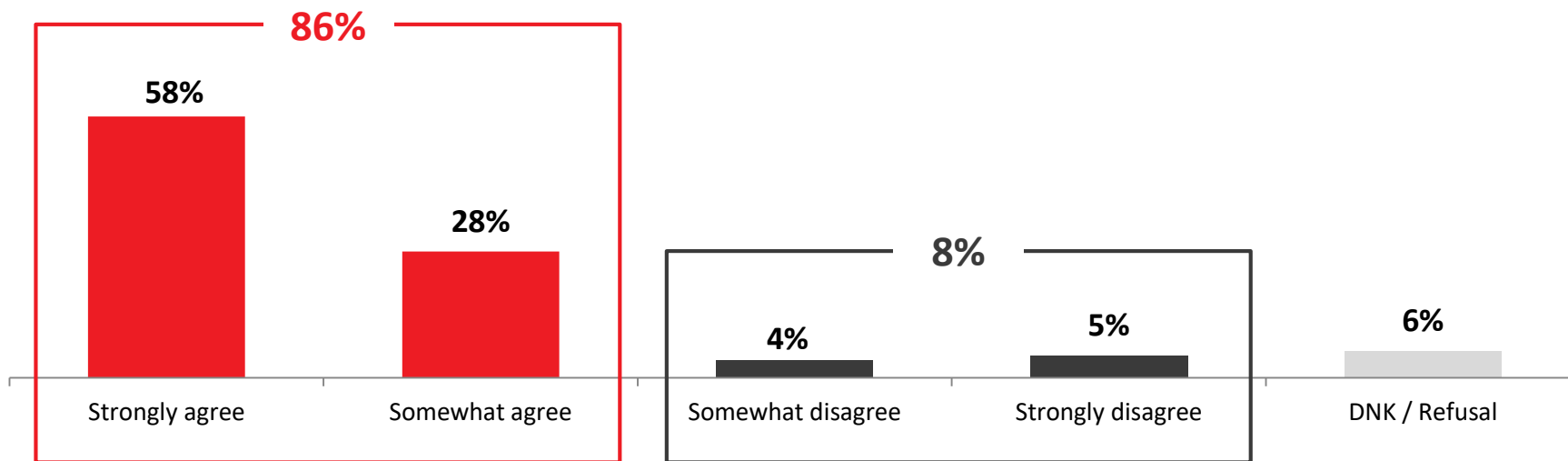
Base: All respondents

% TOTAL AGREE PRESENTED	TOTAL	LPC	CPC	NDP	GPC
	Weighted n =	1,555	414	399	244
Unweighted n =	1,552	412	446	230	110
... people who have a serious, degenerative and incurable disease should be able to ...request and obtain medical assistance in dying? (Q1)	86%	84%	89%	87%	91%
... medical assistance in dying should be accessible to all people with incurable diseases, even if their death is not fast approaching? (Q2)	74%	73%	76%	76%	82%
... people should be allowed to complete an advance request for medical assistance in dying - or express their wish to obtain medical assistance in dying in advance - if one day they were diagnosed with a serious, degenerative and incurable disease? (Q4)	74%	75%	76%	73%	77%
... an advance request for medical assistance in dying can be made, using an official application form, as soon as a person has been diagnosed with Alzheimer's disease and is still lucid? (Q5)	73%	75%	74%	76%	80%
... the current 10-day reflection period between the day when a person makes a written request for medical assistance in dying and when the service is provided should be increased? (Q3)	49%	55%	51%	39%	44%

# LEVEL OF AGREEMENT WITH MEDICAL AID IN DYING

Q1. Do you agree or disagree that people who have a serious, degenerative and incurable disease should be able to request and obtain medical assistance in dying?

Base: All respondents (n=1,552)



	TOTAL	ATL	QC	ON	MB/SK	AB	BC	Male	Female	18-34	35-54	55+
Weighted n =	1,555	108	363	599	103	173	209	753	802	417	529	608
Unweighted n =	1,552	104	416	615	128	134	155	768	784	413	530	609
<b>TOTAL AGREE</b>	<b>86%</b>	86%	<b>92%</b>	<b>83%</b>	<b>78%</b>	89%	85%	87%	84%	88%	84%	86%
Strongly agree	<b>58%</b>	57%	<b>75%</b>	<b>54%</b>	54%	<b>48%</b>	<b>50%</b>	59%	57%	58%	<b>54%</b>	<b>61%</b>
Somewhat agree	<b>28%</b>	29%	<b>17%</b>	29%	24%	<b>41%</b>	34%	29%	27%	30%	30%	<b>25%</b>
<b>TOTAL DISAGREE</b>	<b>8%</b>	9%	<b>5%</b>	<b>11%</b>	13%	6%	7%	9%	8%	6%	10%	9%
Somewhat disagree	<b>4%</b>	2%	<b>2%</b>	<b>6%</b>	2%	1%	6%	4%	4%	4%	4%	3%
Strongly disagree	<b>5%</b>	7%	3%	5%	<b>11%</b>	5%	<b>1%</b>	5%	5%	<b>2%</b>	6%	6%
<b>Don't know / Refusal</b>	<b>6%</b>	5%	<b>3%</b>	6%	9%	5%	8%	<b>4%</b>	<b>7%</b>	6%	6%	5%



# LEVEL OF AGREEMENT WITH MEDICAL AID IN DYING

## – VOTING INTENTIONS

**Q1. Do you agree or disagree that people who have a serious, degenerative and incurable disease should be able to request and obtain medical assistance in dying?**

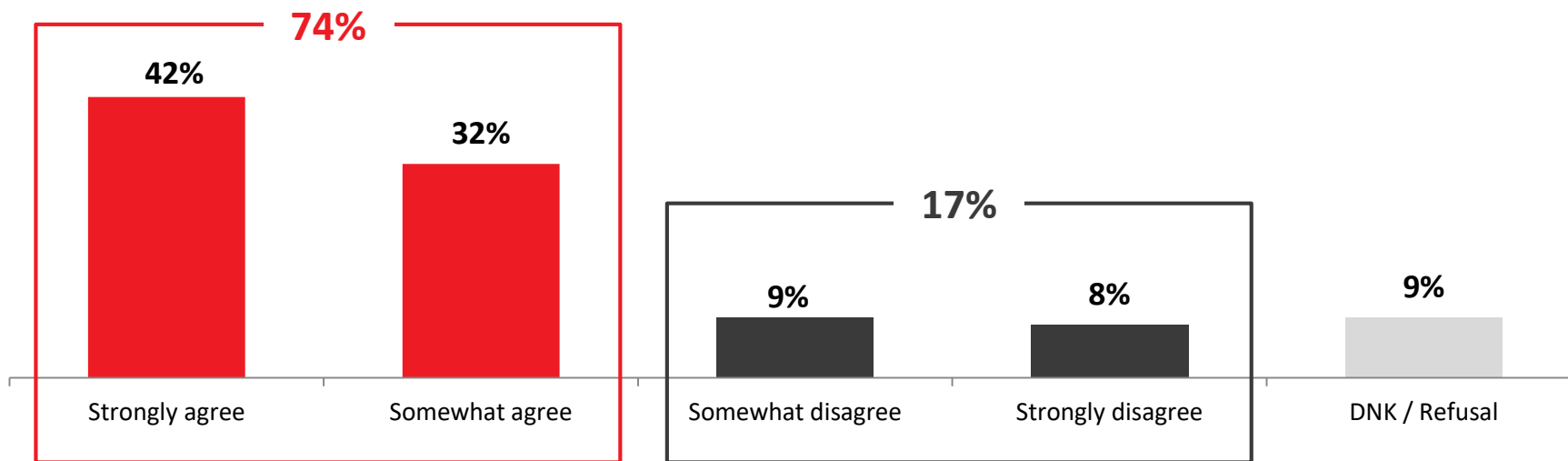
Base: All respondents

	TOTAL	CPC	LPC	NDP	GPC
Weighted n =	1,555	414	399	244	101
Unweighted n =	1,552	412	446	230	110
<b>TOTAL AGREE</b>	<b>86%</b>	<b>84%</b>	89%	87%	91%
Strongly agree	<b>58%</b>	<b>56%</b>	61%	59%	61%
Somewhat agree	<b>28%</b>	28%	28%	28%	30%
<b>TOTAL DISAGREE</b>	<b>8%</b>	<b>12%</b>	6%	6%	9%
Somewhat disagree	<b>4%</b>	4%	3%	4%	6%
Strongly disagree	<b>5%</b>	<b>8%</b>	3%	<b>1%</b>	3%
<b>Don't know / Refusal</b>	<b>6%</b>	3%	5%	<b>7%</b>	<b>0%</b>

# ACCESS TO MEDICAL ASSISTANCE IN DYING EVEN IF DEATH IS NOT FAST APPROACHING

Q2. Do you agree or disagree that medical assistance in dying should be accessible to all people with incurable diseases, even if their death is not fast approaching?

Base: All respondents (n=1,552)



	TOTAL	ATL	QC	ON	MB/SK	AB	BC	Male	Female	18-34	35-54	55+
Weighted n =	1,555	108	363	599	103	173	209	753	802	417	529	608
Unweighted n =	1,552	104	416	615	128	134	155	768	784	413	530	609
<b>TOTAL AGREE</b>	<b>74%</b>	71%	<b>84%</b>	<b>71%</b>	<b>66%</b>	73%	76%	<b>78%</b>	<b>71%</b>	71%	75%	77%
Strongly agree	42%	40%	<b>56%</b>	39%	37%	<b>33%</b>	37%	42%	42%	<b>37%</b>	41%	<b>46%</b>
Somewhat agree	32%	31%	<b>27%</b>	32%	29%	<b>40%</b>	<b>39%</b>	<b>36%</b>	<b>29%</b>	34%	34%	30%
<b>TOTAL DISAGREE</b>	<b>17%</b>	21%	<b>11%</b>	<b>20%</b>	22%	16%	13%	<b>14%</b>	<b>19%</b>	18%	16%	17%
Somewhat disagree	9%	13%	<b>7%</b>	<b>12%</b>	9%	7%	5%	<b>7%</b>	<b>11%</b>	<b>13%</b>	8%	<b>7%</b>
Strongly disagree	8%	8%	<b>4%</b>	8%	<b>13%</b>	9%	8%	7%	8%	<b>5%</b>	8%	<b>9%</b>
<b>Don't know / Refusal</b>	<b>9%</b>	9%	<b>6%</b>	9%	12%	11%	11%	8%	10%	11%	9%	<b>7%</b>

# ACCESS TO MEDICAL ASSISTANCE IN DYING EVEN IF DEATH IS NOT FAST APPROACHING – VOTING INTENTIONS

Q2. Do you agree or disagree that medical assistance in dying should be accessible to all people with incurable diseases, even if their death is not fast approaching?

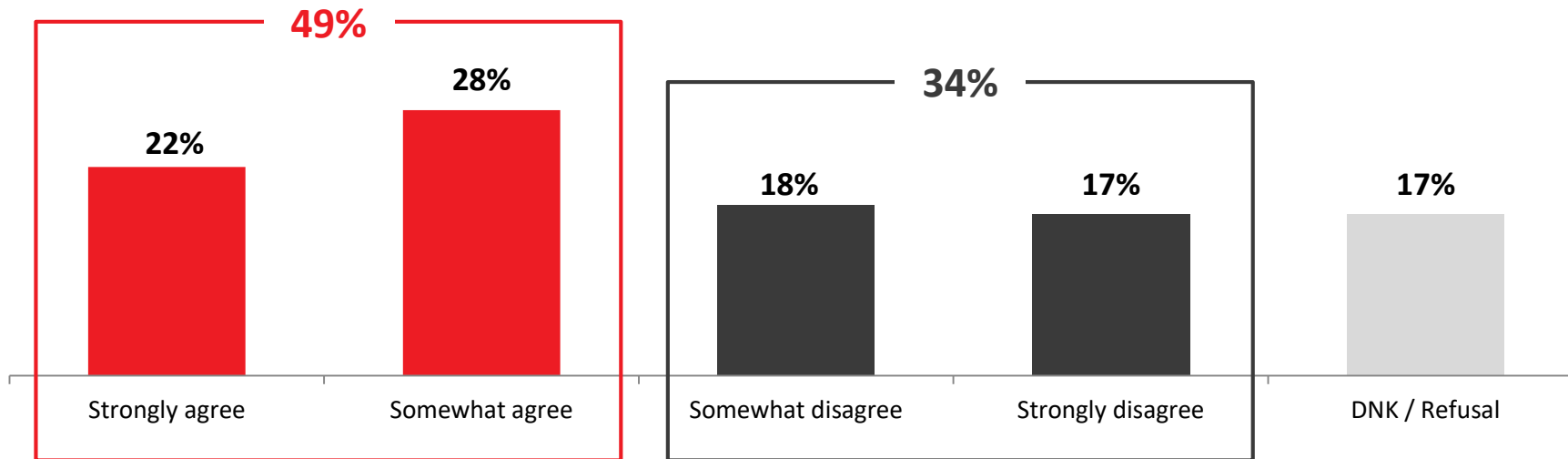
Base: All respondents

	TOTAL	CPC	LPC	NDP	GPC
Weighted n =	1,555	414	399	244	101
Unweighted n =	1,552	412	446	230	110
<b>TOTAL AGREE</b>	<b>74%</b>	<b>73%</b>	76%	76%	82%
Strongly agree	42%	42%	42%	40%	46%
Somewhat agree	32%	31%	34%	36%	36%
<b>TOTAL DISAGREE</b>	<b>17%</b>	<b>21%</b>	18%	13%	13%
Somewhat disagree	9%	9%	12%	10%	10%
Strongly disagree	8%	12%	6%	4%	3%
<b>Don't know / Refusal</b>	<b>9%</b>	6%	6%	10%	5%

# LEVEL OF AGREEMENT WITH THE 10-DAY REFLECTION PERIOD

Q3. Do you agree or disagree that the current 10-day reflection period between the day when a person makes a written request for medical assistance in dying and when the service is provided should be increased?

Base: All respondents (n=1,552)



	TOTAL	ATL	QC	ON	MB/SK	AB	BC	Male	Female	18-34	35-54	55+
Weighted n =	1,555	108	363	599	103	173	209	753	802	417	529	608
Unweighted n =	1,552	104	416	615	128	134	155	768	784	413	530	609
<b>TOTAL AGREE</b>	<b>49%</b>	<b>39%</b>	<b>54%</b>	49%	45%	51%	47%	51%	47%	52%	51%	<b>46%</b>
Strongly agree	<b>22%</b>	20%	25%	21%	24%	24%	<b>15%</b>	23%	20%	21%	<b>25%</b>	<b>19%</b>
Somewhat agree	<b>28%</b>	<b>19%</b>	29%	28%	21%	26%	33%	28%	27%	31%	26%	27%
<b>TOTAL DISAGREE</b>	<b>34%</b>	43%	32%	35%	37%	29%	36%	35%	34%	31%	32%	<b>39%</b>
Somewhat disagree	<b>18%</b>	17%	18%	17%	18%	19%	17%	17%	18%	18%	18%	17%
Strongly disagree	<b>17%</b>	<b>26%</b>	14%	18%	20%	<b>9%</b>	19%	18%	16%	<b>13%</b>	<b>14%</b>	<b>21%</b>
<b>Don't know / Refusal</b>	<b>17%</b>	18%	14%	16%	18%	21%	16%	<b>14%</b>	<b>19%</b>	17%	17%	16%

# LEVEL OF AGREEMENT WITH THE 10-DAY REFLECTION PERIOD – VOTING INTENTIONS

**Q3. Do you agree or disagree that the current 10-day reflection period between the day when a person makes a written request for medical assistance in dying and when the service is provided should be increased?**

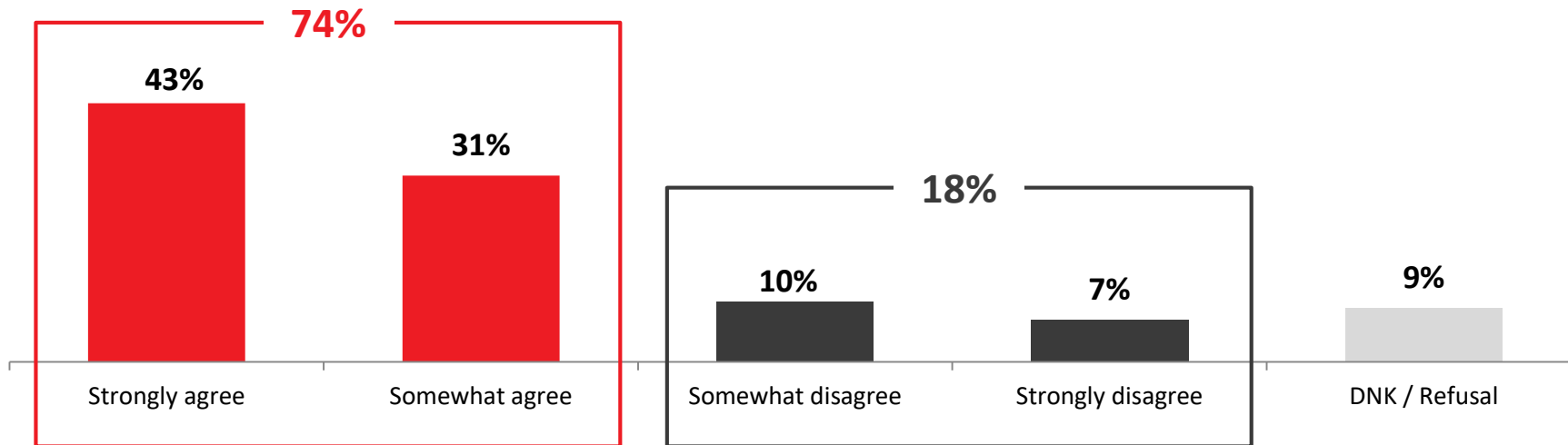
Base: All respondents

	TOTAL	CPC	LPC	NDP	GPC
Weighted n =	1,555	414	399	244	101
Unweighted n =	1,552	412	446	230	110
<b>TOTAL AGREE</b>	<b>49%</b>	<b>55%</b>	51%	<b>39%</b>	44%
Strongly agree	<b>22%</b>	<b>27%</b>	20%	<b>14%</b>	22%
Somewhat agree	<b>28%</b>	28%	31%	24%	22%
<b>TOTAL DISAGREE</b>	<b>34%</b>	33%	37%	<b>44%</b>	42%
Somewhat disagree	<b>18%</b>	17%	18%	<b>25%</b>	23%
Strongly disagree	<b>17%</b>	17%	19%	19%	19%
<b>Don't know / Refusal</b>	<b>17%</b>	12%	12%	<b>18%</b>	13%

# COMPLETE AN ADVANCE REQUEST FOR MEDICAL ASSISTANCE IN DYING

Q4. Do you agree or disagree that people should be allowed to complete an advance request for medical assistance in dying - or express their wish to obtain medical assistance in dying in advance - if one day they were diagnosed with a serious, degenerative and incurable disease?

Base: All respondents (n=1,552)



	TOTAL	ATL	QC	ON	MB/SK	AB	BC	Male	Female	18-34	35-54	55+
Weighted n =	1,555	108	363	599	103	173	209	753	802	417	529	608
Unweighted n =	1,552	104	416	615	128	134	155	768	784	413	530	609
<b>TOTAL AGREE</b>	<b>74%</b>	78%	<b>82%</b>	<b>69%</b>	<b>63%</b>	78%	72%	75%	73%	72%	72%	<b>77%</b>
Strongly agree	<b>43%</b>	41%	<b>58%</b>	<b>39%</b>	37%	<b>35%</b>	40%	45%	41%	39%	40%	<b>48%</b>
Somewhat agree	<b>31%</b>	37%	<b>24%</b>	30%	26%	<b>43%</b>	33%	30%	31%	33%	32%	29%
<b>TOTAL DISAGREE</b>	<b>18%</b>	13%	<b>12%</b>	<b>22%</b>	23%	13%	19%	18%	18%	20%	17%	16%
Somewhat disagree	<b>10%</b>	5%	8%	<b>12%</b>	10%	7%	14%	11%	10%	<b>14%</b>	11%	<b>8%</b>
Strongly disagree	<b>7%</b>	8%	<b>4%</b>	<b>9%</b>	<b>13%</b>	6%	4%	7%	7%	7%	7%	8%
<b>Don't know / Refusal</b>	<b>9%</b>	9%	<b>5%</b>	10%	<b>14%</b>	9%	9%	8%	10%	8%	<b>11%</b>	7%

# COMPLETE AN ADVANCE REQUEST FOR MEDICAL ASSISTANCE IN DYING – VOTING INTENTIONS

**Q4. Do you agree or disagree that people should be allowed to complete an advance request for medical assistance in dying - or express their wish to obtain medical assistance in dying in advance - if one day they were diagnosed with a serious, degenerative and incurable disease?**

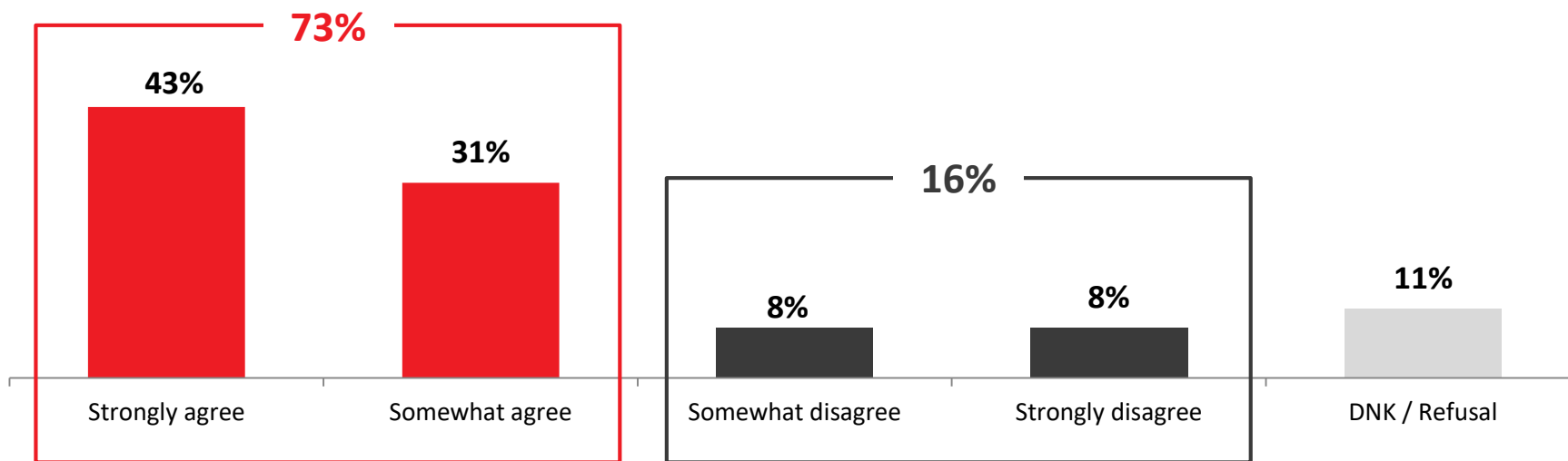
Base: All respondents

	TOTAL	CPC	LPC	NDP	GPC
Weighted n =	1,555	414	399	244	101
Unweighted n =	1,552	412	446	230	110
<b>TOTAL AGREE</b>	<b>74%</b>	75%	76%	73%	77%
Strongly agree	<b>43%</b>	44%	43%	44%	44%
Somewhat agree	<b>31%</b>	32%	33%	29%	33%
<b>TOTAL DISAGREE</b>	<b>18%</b>	18%	17%	17%	20%
Somewhat disagree	<b>10%</b>	9%	11%	13%	14%
Strongly disagree	<b>7%</b>	<b>10%</b>	6%	<b>4%</b>	6%
<b>Don't know / Refusal</b>	<b>9%</b>	6%	7%	<b>10%</b>	3%

# ADVANCE REQUEST FOR MEDICAL ASSISTANCE IN DYING WHEN DIAGNOSED WITH ALZHEIMER'S DISEASE

Q5. Do you agree or disagree that an advance request for medical assistance in dying can be made, using an official application form, as soon as a person has been diagnosed with Alzheimer's disease and is still lucid?

Base: All respondents (n=1,552)



	TOTAL	ATL	QC	ON	MB/SK	AB	BC	Male	Female	18-34	35-54	55+
Weighted n =	1,555	108	363	599	103	173	209	753	802	417	529	608
Unweighted n =	1,552	104	416	615	128	134	155	768	784	413	530	609
<b>TOTAL AGREE</b>	<b>73%</b>	71%	<b>82%</b>	<b>68%</b>	<b>65%</b>	75%	76%	73%	73%	71%	73%	75%
Strongly agree	<b>43%</b>	42%	<b>54%</b>	<b>39%</b>	40%	38%	39%	42%	43%	<b>38%</b>	41%	<b>47%</b>
Somewhat agree	<b>31%</b>	30%	29%	29%	26%	37%	37%	31%	30%	33%	32%	<b>28%</b>
<b>TOTAL DISAGREE</b>	<b>16%</b>	18%	<b>11%</b>	<b>20%</b>	20%	15%	12%	16%	16%	18%	14%	16%
Somewhat disagree	<b>8%</b>	9%	8%	10%	6%	6%	9%	9%	8%	11%	7%	8%
Strongly disagree	<b>8%</b>	9%	<b>4%</b>	<b>10%</b>	<b>14%</b>	9%	<b>2%</b>	8%	8%	7%	7%	9%
<b>Don't know / Refusal</b>	<b>11%</b>	11%	<b>6%</b>	12%	15%	10%	12%	10%	11%	11%	13%	<b>9%</b>



# ADVANCE REQUEST FOR MEDICAL ASSISTANCE IN DYING WHEN DIAGNOSED WITH ALZHEIMER'S DISEASE

## - VOTING INTENTIONS

Q5. Do you agree or disagree that an advance request for medical assistance in dying can be made, using an official application form, as soon as a person has been diagnosed with Alzheimer's disease and is still lucid?

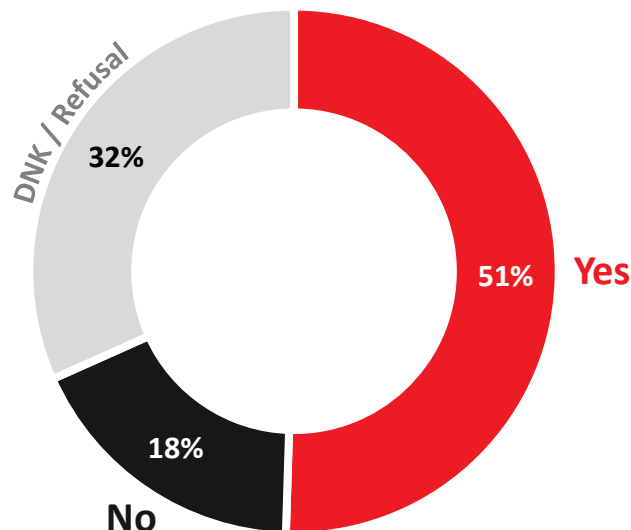
Base: All respondents

	TOTAL	CPC	LPC	NDP	GPC
Weighted n =	1,555	414	399	244	101
Unweighted n =	1,552	412	446	230	110
<b>TOTAL AGREE</b>	<b>73%</b>	75%	74%	76%	80%
Strongly agree	<b>43%</b>	44%	44%	46%	41%
Somewhat agree	<b>31%</b>	31%	31%	30%	39%
<b>TOTAL DISAGREE</b>	<b>16%</b>	19%	<b>19%</b>	<b>10%</b>	16%
Somewhat disagree	<b>8%</b>	8%	<b>12%</b>	<b>4%</b>	9%
Strongly disagree	<b>8%</b>	<b>10%</b>	7%	6%	7%
<b>Don't know / Refusal</b>	<b>11%</b>	7%	7%	<b>14%</b>	4%

# WILLINGNESS TO PERSONALLY REQUEST MEDICAL ASSISTANCE IN DYING

Q6. If you had a serious, degenerative and incurable disease, would you request medical assistance in dying for you personally?

Base: All respondents (n=1,552)



	TOTAL	ATL	QC	ON	MB/SK	AB	BC	Male	Female	18-34	35-54	55+
Weighted n =	1,555	108	363	599	103	173	209	753	802	417	529	608
Unweighted n =	1,552	104	416	615	128	134	155	768	784	413	530	609
Yes	51%	40%	63%	48%	46%	45%	48%	52%	49%	47%	51%	52%
No	18%	16%	12%	21%	21%	17%	20%	19%	17%	21%	18%	16%
Don't know / Refusal	32%	43%	25%	31%	33%	38%	33%	29%	34%	32%	31%	32%

# WILLINGNESS TO PERSONALLY REQUEST MEDICAL ASSISTANCE IN DYING – VOTING INTENTIONS

Q6. If you had a serious, degenerative and incurable disease, would you request medical assistance in dying for you personally?

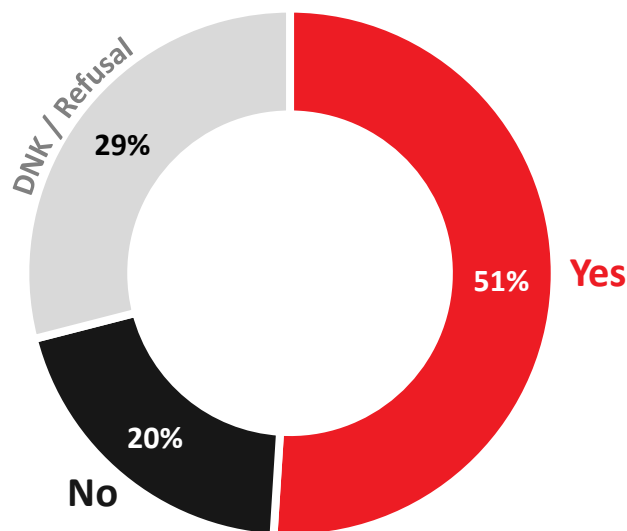
Base: All respondents

		TOTAL	CPC	LPC	NDP	GPC
	Weighted n =	1,555	414	399	244	101
	Unweighted n =	1,552	412	446	230	110
Yes		51%	51%	54%	50%	43%
No		18%	20%	15%	16%	25%
Don't know / Refusal		32%	29%	31%	35%	32%

# WILLINGNESS TO MAKE AN ADVANCE REQUEST FOR MEDICAL ASSISTANCE IN DYING

Q7. If it were possible, would you make an advance request for medical assistance in dying for you personally, i.e., planned well in advance, when you are diagnosed with a serious, degenerative and incurable disease?

Base: All respondents (n=1,552)



	TOTAL	ATL	QC	ON	MB/SK	AB	BC	Male	Female	18-34	35-54	55+
Weighted n =	1,555	108	363	599	103	173	209	753	802	417	529	608
Unweighted n =	1,552	104	416	615	128	134	155	768	784	413	530	609
Yes	51%	41%	60%	48%	53%	48%	49%	52%	50%	48%	52%	52%
No	20%	17%	17%	24%	21%	16%	22%	23%	18%	25%	19%	19%
Don't know / Refusal	29%	42%	23%	28%	27%	36%	29%	26%	31%	27%	29%	29%

# WILLINGNESS TO MAKE AN ADVANCE REQUEST FOR MEDICAL ASSISTANCE IN DYING – *VOTING INTENTIONS*

Q7. If it were possible, would you make an advance request for medical assistance in dying for you personally, i.e., planned well in advance, when you are diagnosed with a serious, degenerative and incurable disease?

Base: All respondents

	TOTAL	CPC	LPC	NDP	GPC
Weighted n =	1,555	414	399	244	101
Unweighted n =	1,552	412	446	230	110
Yes	51%	51%	55%	50%	45%
No	20%	23%	17%	18%	27%
Don't know / Refusal	29%	25%	28%	32%	27%

# APPENDIX

# DETAILED METHODOLOGY

## Sampling Frame

Participants were randomly selected from LEO's online panel.

Leger owns and manages an Internet panel that includes more than 400,000 Canadians coast to coast. An online panel consists of Web users profiled according to different demographic variables. The majority of Leger's panel members (60%) were randomly recruited over the phone in the past ten years, which makes this panel very similar to the current Canadian population on a number of demographic characteristics. Moreover, 35% of panellists were recruited through affiliate programs and 5% through partner campaigns and programs.

To be eligible, respondents were required to be 18 years of age or older and have the right to vote in Canada.

# DETAILED METHODOLOGY

## Weighted and Unweighted Sample

The table below presents the geographic distribution of respondents before weighting.

Province	Unweighted	Weighted
British Columbia	160	215
Alberta	139	178
Saskatchewan	63	48
Manitoba	67	56
Ontario	625	609
Quebec	428	372
New Brunswick	34	35
Nova Scotia	45	43
Prince-Edward-Island	9	7
Newfoundland and Labrador	17	24



# DETAILED METHODOLOGY

## Weighted and Unweighted Sample

The following tables present the demographic distribution of respondents according to gender, age, language (mother tongue), level of education and household income.

<b>GENDER</b>	<b>Unweighted</b>	<b>Weighted</b>
Male	786	771
Female	801	816

<b>AGE</b>	<b>Unweighted</b>	<b>Weighted</b>
Between 18 and 34	431	433
Between 35 and 55	542	541
55 or over	614	613

<b>LANGUAGE (MOTHER TONGUE)</b>	<b>Unweighted</b>	<b>Weighted</b>
English	977	1,051
French	382	330
Other	221	197

<b>EDUCATION</b>	<b>Unweighted</b>	<b>Weighted</b>
Primary/secondary school	400	523
College	471	609
University	700	432

The sample thus collected has a minimum weighting factor of 0.150 and a maximum weighting factor of 3.429. The weighted variance is 0.284.

# SURVEY

[ASK ALL]

[SINGLE MENTION]

**Q0QC.** In which province or territory do you live?

Label	Value	Attribute	Termination
British Columbia	1		
Alberta	2		
Saskatchewan	3		
Manitoba	4		
Ontario	5		
Quebec	6		
New Brunswick	7		
Nova Scotia	8		
Prince-Edward-Island	9		
Newfoundland and Labrador	10		
Northwest Territories	11		
Yukon	12		
Nunavut	13		

**AT Q0QCG**

A series of questions were then inserted here in order to identify where respondents were from more specifically.

# SURVEY

[ASK ALL]

[SINGLE MENTION]

**SEXE.** Please indicate your sex:

*Note: As indicated by Statistics Canada, transgender, transsexual, and intersex Canadians should indicate the sex (male or female) with which they most associate themselves.*

Label	Value	Attribute	Termination
Male	1		
Female	2		

[ASK ALL]

[SINGLE MENTION]

**AGE.** How old are you?

Label	Value	Attribute	Termination
Under 18	0		TERMINATE
Between 18 and 24	1		
Between 25 and 34	2		
Between 35 and 44	3		
Between 45 and 54	4		
Between 55 and 64	5		
Between 65 and 74	6		
75 or older	7		
I prefer not to answer	99		TERMINATE

# SURVEY

[ASK ALL]

[SINGLE MENTION]

[LIST ORDER: In order]

**ELI1.** Are you at least 18 years old and eligible to vote in Canada?

Label	Value	Attribute	Termination
Yes	1		
No	2		TERMINATE

[ASK ALL]

[SINGLE MENTION]

[LIST ORDER: Rotation 1-5]

**Q1A.** If FEDERAL elections were held today, for which political party would you be most likely to vote? Would it be for the ...?

Label	Value	Attribute	Termination
... Liberal Party of Canada	1		
... New Democratic Party of Canada	2		
... Bloc Québécois <b>[QC respondents only]</b>	3		
... Conservative Party of Canada	4		
... Green Party of Canada	5		
...another party	6	F	
I would not vote	8	F	
I would cancel my vote	9	F	
I don't know	98	F	
I prefer not to answer	99	F	

# SURVEY

[ASK ALL]

[SINGLE MENTION]

[LIST ORDER: Rotation 1-5]

**Q1B.** Even if you have not yet made up your mind, for which of the following political parties would you be most likely to vote? Would it be for...?

Label	Value	Attribute	Termination
... Liberal Party of Canada	1		
... New Democratic Party of Canada	2		
... Bloc Québécois <b>[QC respondents only]</b>	3		
... Conservative Party of Canada	4		
... Green Party of Canada	5		
...another party	6	F	
I would not vote	8	F	
I would cancel my vote	9	F	
I don't know	98	F	
I prefer not to answer	99	F	

[ASK ALL]

[SINGLE MENTION]

[LIST ORDER: In order]

**Q1.** Do you agree or disagree that people who have a serious, degenerative and incurable disease should be able to request and obtain medical assistance in dying?

Label	Value	Attribute	Termination
Strongly agree	1		
Somewhat agree	2		
Somewhat disagree	3		
Strongly disagree	4		
I don't know / I prefer not to answer	98		

# SURVEY

[ASK ALL]

[SINGLE MENTION]

[LIST ORDER: In order]

**Q2.** Do you agree or disagree that medical assistance in dying should be accessible to all people with incurable diseases, even if their death is not fast approaching?

Label	Value	Attribute	Termination
Strongly agree	1		
Somewhat agree	2		
Somewhat disagree	3		
Strongly disagree	4		
I don't know / I prefer not to answer	98		

[ASK ALL]

[SINGLE MENTION]

[LIST ORDER: In order]

**Q3.** Do you agree or disagree that the current 10-day reflection period between the day when a person makes a written request for medical assistance in dying and when the service is provided should be increased?

Label	Value	Attribute	Termination
Strongly agree	1		
Somewhat agree	2		
Somewhat disagree	3		
Strongly disagree	4		
I don't know / I prefer not to answer	98		

[ASK ALL]

[SINGLE MENTION]

[LIST ORDER: In order]

**Q4.** Do you agree or disagree that people should be allowed to complete an advance request for medical assistance in dying - or express their wish to obtain medical assistance in dying in advance - if one day they were diagnosed with a serious, degenerative and incurable disease?

Label	Value	Attribute	Termination
Strongly agree	1		
Somewhat agree	2		
Somewhat disagree	3		
Strongly disagree	4		
I don't know / I prefer not to answer	98		

# SURVEY

[ASK ALL]

[SINGLE MENTION]

[LIST ORDER: In order]

**Q5.** Do you agree or disagree that an advance request for medical assistance in dying can be made, using an official application form, as soon as a person has been diagnosed with Alzheimer's disease and is still lucid?

Label	Value	Attribute	Termination
Strongly agree	1		
Somewhat agree	2		
Somewhat disagree	3		
Strongly disagree	4		
I don't know / I prefer not to answer	98		

[ASK ALL]

[SINGLE MENTION]

[LIST ORDER: In order]

**Q6.** If you had a serious, degenerative and incurable disease, would you request medical assistance in dying for you personally?

Label	Value	Attribute	Termination
Yes	1		
No	2		
I don't know / I prefer not to answer	98		

[ASK ALL]

[SINGLE MENTION]

[LIST ORDER: In order]

**Q7.** If it were possible, would you make an advance request for medical assistance in dying for you personally, i.e., planned well in advance, when you are diagnosed with a serious, degenerative and incurable disease?

Label	Value	Attribute	Termination
Yes	1		
No	2		
I don't know / I prefer not to answer	98		

# SURVEY

[ASK ALL]

[SINGLE MENTION]

**SCOL.** What is the last year of education that you have completed?

Label	Value	Attribute	Termination
Elementary (7 years or less)	1		
High school, general or vocational (8 to 12 years)	2		
College (pre-university, technical training, certificate, accreditation or advanced diploma )	3		
University certificates and diplomas	4		
University Bachelor (including classical studies)	5		
University Master's degree	6		
University Doctorate (PhD)	7		
I prefer not to answer	9		



# SURVEY

[ASK ALL]

[SINGLE MENTION]

**LANGU.** What is the language you first learned at home in your childhood and that you still understand?

Label	Value	Attribute	Termination
French	1		
English	2		
Other	3		
English and French	7		
French and other	4		
English and other	5		
Other and other	6		
I prefer not to answer	9		

[ASK ALL]

[SINGLE MENTION]

**ENFAN.** Are there any children who are UNDER 18 YEARS OF AGE living in your household?

(IF SO): Are any of them 12 YEARS OLD AND OLDER or LESS THAN 12 years old?

Label	Value	Attribute	Termination
Yes: 12 years of age and OLDER ONLY	1		
Yes: 12 years of age and older AND younger than 12 years old	2		
Yes: YOUNGER than 12 years old ONLY	3		
No children under 18 years old at all in the household	4		
I prefer not to answer	9		

# SURVEY

[ASK ALL]

[SINGLE MENTION]

## OCCUP

What is your current main occupation?

N.B. WE ARE TALKING ABOUT PAYING JOBS ONLY.

Even if you are on a sabbatical, maternity/paternity, illness or work-related accident leave, please select your OCCUPATION.

Label	Value	Attribute	Termination
OFFICE WORKER (Cashier, office clerk, accounting clerk, secretary, etc.)	1		
PERSONNEL SPECIALIZED IN SALES (Insurance agent, salesperson, sales clerk, real estate agent, real estate broker, sales rep, etc.)	2		
PERSONNEL SPECIALIZED IN SERVICES (Security agent, taxi driver, hairdresser, cook, clergy member, military force member, police officer, firefighter, etc.)	3		
MANUAL WORKERS (Farmer, packer, day labourer, miner, fisherman, forest worker, etc.)	4		
SKILLED, SEMI-SKILLED WORKERS (Bricklayer, truck driver, electrician, machine operator, mechanic, painter, plumber, etc.)	5		
SCIENCE AND TECHNOLOGIES WORKERS (Computer operator, programmer-analyst, technician, audio-technician, lab technician, etc)	6		
PROFESSIONALS (Archeologist, architect, artist, lawyer, banker, biologist, chemist, accountant, consultant, foreman, dentist, designer, etc.)	7		
MANAGERS/ADMINISTRATORS/OWNERS (Director, editor, entrepreneur, executive, manager, businessperson, politician, president, etc.)	8		
HOMEMAKER	9		
STUDENT (Full-time or whose studies take up most of his/her time)	10		
RETIRED (Pre-retired or annuitant)	11		
UNEMPLOYED (Unemployment, welfare)	12		
Other	96		
(DO NOT READ) I prefer not to answer	99		

# SURVEY

[ASK ALL]

[SINGLE MENTION]

**REVEN.** Among the following categories, which one best reflects the total INCOME, before taxes, of all the members of your household in 2019?

Label	Value	Attribute	Termination
\$19,999 or less	1		
Between \$20,000 and \$39,999	2		
Between \$40,000 and \$59,999	3		
Between \$60,000 and \$79,999	4		
Between \$80,000 and \$99,999	5		
\$100,000 or more	6		
I prefer not to answer	9		

# CROSSED TABLES

FED - Federal voting intentions with leaners																															
FED	B1C	No:1	Gender		Age					Age2			Mother Tongue			Region					QC/ROC		Federal voting intentions among decided (FEDX)								
			Total	Male	Female	18-24	25-34	35-44	45-54	55-64	65+	18-34	35-54	55+	French	English	Other	Atl.	QC	ON	MB/SK	AB	BC	QC	ROC	LPC	NDP	BQ	CPC	GPC	Other
Weighted Totals :			1555	753	802	155	262	250	279	277	331	417	529	608	326	1039	180	108	363	599	103	173	209	363	1192	399	244	105	414	101	27
Unweighted Totals :			1552	768	784	147	266	241	289	255	354	413	530	609	377	965	203	104	416	615	128	134	155	416	1136	446	230	108	412	110	21
LPC			26%	28%	23%	24%	23%	26%	25%	24%	31%	23%	25%	27%	23%	26%	33%	24%	27%	31%	21%	12%	21%	27%	25%	100%	0%	0%	0%	0%	0%
NDP			16%	12%	19%	34%	20%	16%	9%	16%	9%	25%	12%	12%	9%	18%	14%	27%	8%	17%	14%	17%	18%	8%	18%	0%	100%	0%	0%	0%	0%
BQ			7%	6%	8%	5%	6%	5%	4%	10%	9%	5%	5%	10%	31%	0%	0%	0%	29%	0%	0%	0%	0%	29%	0%	0%	100%	0%	0%	0%	0%
CPC			27%	32%	22%	9%	24%	25%	31%	26%	34%	19%	28%	30%	15%	30%	29%	19%	14%	27%	43%	48%	25%	14%	30%	0%	0%	0%	100%	0%	0%
GPC			6%	5%	7%	9%	10%	7%	4%	4%	6%	10%	6%	5%	4%	8%	3%	12%	4%	7%	5%	2%	9%	4%	7%	0%	0%	0%	0%	100%	0%
Other			2%	2%	2%	1%	1%	2%	3%	1%	2%	1%	3%	1%	2%	2%	1%	2%	2%	1%	3%	2%	2%	2%	2%	0%	0%	0%	0%	0%	100%
Would not vote			4%	5%	4%	3%	6%	8%	7%	3%	0%	5%	8%	1%	5%	4%	4%	2%	5%	4%	6%	4%	5%	5%	4%	0%	0%	0%	0%	0%	0%
Would cancel my vote			2%	2%	2%	3%	2%	2%	2%	2%	0%	2%	2%	1%	3%	2%	1%	3%	3%	1%	1%	2%	0%	3%	1%	0%	0%	0%	0%	0%	0%
I don't know			8%	7%	10%	8%	6%	7%	11%	12%	6%	7%	9%	9%	7%	9%	8%	9%	6%	7%	9%	10%	16%	6%	9%	0%	0%	0%	0%	0%	0%
I prefer not to answer			3%	2%	3%	4%	2%	0%	3%	4%	3%	3%	2%	3%	2%	2%	4%	3%	2%	3%	1%	3%	4%	2%	3%	0%	0%	0%	0%	0%	0%

FEDX - Federal voting intentions among decided																															
FEDX	B1C	No:2	Gender		Age					Age2			Mother Tongue			Region					QC/ROC		Federal voting intentions among decided (FEDX)								
			Total	Male	Female	18-24	25-34	35-44	45-54	55-64	65+	18-34	35-54	55+	French	English	Other	Atl.	QC	ON	MB/SK	AB	BC	QC	ROC	LPC	NDP	BQ	CPC	GPC	Other
Weighted Totals :			1289	645	644	127	219	206	213	223	300	347	419	523	274	864	147	90	306	508	86	141	158	306	983	399	244	105	414	101	27
Unweighted Totals :			1327	678	649	123	229	204	231	215	325	352	435	540	323	830	171	88	355	534	109	113	128	355	972	446	230	108	412	110	21
LPC			31%	33%	29%	29%	28%	31%	33%	29%	34%	28%	32%	32%	27%	31%	40%	29%	32%	37%	25%	14%	28%	32%	31%	100%	0%	0%	0%	0%	0%
NDP			19%	14%	24%	42%	23%	20%	12%	20%	10%	30%	16%	14%	10%	22%	17%	32%	10%	20%	17%	20%	24%	10%	22%	0%	100%	0%	0%	0%	0%
BQ			8%	7%	9%	6%	7%	6%	5%	13%	10%	6%	6%	11%	37%	0%	0%	0%	34%	0%	0%	0%	0%	34%	0%	0%	0%	100%	0%	0%	0%
CPC			32%	37%	27%	12%	29%	31%	41%	33%	37%	23%	36%	35%	18%	36%	35%	23%	17%	32%	51%	59%	33%	17%	37%	0%	0%	0%	100%	0%	0%
GPC			8%	6%	9%	11%	12%	9%	5%	4%	7%	12%	7%	6%	5%	9%	4%	14%	5%	9%	6%	2%	13%	5%	9%	0%	0%	0%	0%	100%	0%
Other			2%	2%	2%	1%	1%	3%	4%	1%	2%	1%	4%	2%	2%	3%	2%	2%	2%	1%	4%	3%	2%	2%	2%	0%	0%	0%	0%	0%	100%

CPO1: Do you agree or disagree that people who have a serious, degenerative and incurable disease should be able to request and obtain medical assistance in dying?																															
CPO1	B1C	No:3	Gender		Age					Age2			Mother Tongue			Region					QC/ROC		Federal voting intentions among decided (FEDX)								
			Total	Male	Female	18-24	25-34	35-44	45-54	55-64	65+	18-34	35-54	55+	French	English	Other	Atl.	QC	ON	MB/SK	AB	BC	QC	ROC	LPC	NDP	BQ	CPC	GPC	Other
Weighted Totals :			1555	753	802	155	262	250	279	277	331	417	529	608	326	1039	180	108	363	599	103	173	209	363	1192	399	244	105	414	101	27
Unweighted Totals :			1552	768	784	147	266	241	289	255	354	413	530	609	377	965	203	104	416	615	128	134	155	416	1136	446	230	108	412	110	21
NET AGREE			86%	87%	84%	88%	88%	87%	81%	86%	87%	88%	84%	86%	95%	85%	76%	86%	92%	83%	78%	89%	85%	92%	84%	89%	87%	97%	84%	91%	73%
Strongly agree			58%	59%	57%	57%	58%	57%	52%	60%	62%	58%	54%	61%	78%	54%	44%	57%	75%	54%	54%	48%	50%	75%	53%	61%	59%	80%	56%	61%	38%
Somewhat agree			28%	29%	27%	31%	29%	30%	29%	26%	24%	30%	30%	25%	16%	31%	32%	29%	17%	29%	24%	41%	34%	17%	31%	28%	28%	17%	28%	30%	35%
NET DISAGREE			8%	9%	8%	5%	7%	8%	12%	8%	9%	6%	10%	9%	3%	9%	17%	9%	5%	11%	13%	6%	7%	5%	9%	6%	6%	3%	12%	9%	23%
Somewhat disagree			4%	4%	4%	4%	5%	3%	5%	2%	3%	4%	4%	3%	1%	4%	6%	2%	2%	6%	2%	1%	6%	2%	4%	3%	4%	1%	4%	6%	0%
Strongly disagree			5%	5%	5%	1%	2%	5%	7%	5%	6%	2%	6%	6%	2%	5%	10%	7%	3%	5%	11%	5%	1%	3%	5%	3%	1%	1%	8%	3%	23%
I don't know / I prefer not to answer			6%	4%	7%	8%	5%	5%	7%	6%	4%	6%	6%	5%	2%	6%	7%	5%	3%	6%	9%	5%	8%	3%	7%	5%	7%	0%	3%	0%	3%

# CROSSED TABLES

**CPO2: Do you agree or disagree that medical assistance in dying should be accessible to all people with incurable diseases, even if their death is not fast approaching?**

CPO2	No:4	Gender		Age						Age2			Mother Tongue			Region					QC/ROC		Federal voting intentions among decided (FEDX)						
		B1C	Total	Male	Female	18-24	25-34	35-44	45-54	55-64	65+	18-34	35-54	55+	French	English	Other	Atl.	QC	ON	MB/SK	AB	BC	QC	ROC	LPC	NDP	BQ	CPC
Weighted Totals :	1555	753	802	155	262	250	279	277	331	417	529	608	326	1039	180	108	363	599	103	173	209	363	1192	399	244	105	414	101	27
Unweighted Totals :	1552	768	784	147	266	241	289	255	354	413	530	609	377	965	203	104	416	615	128	134	155	416	1136	446	230	108	412	110	21
NET AGREE	74%	78%	71%	65%	74%	81%	68%	76%	77%	71%	75%	77%	87%	73%	63%	71%	84%	71%	66%	73%	76%	84%	72%	76%	76%	92%	73%	82%	58%
Strongly agree	42%	42%	42%	33%	40%	40%	41%	48%	45%	37%	41%	46%	62%	38%	30%	40%	56%	39%	37%	33%	37%	56%	38%	42%	40%	66%	42%	46%	29%
Somewhat agree	32%	36%	29%	32%	35%	41%	27%	28%	32%	34%	34%	30%	25%	35%	33%	31%	27%	32%	29%	40%	39%	27%	34%	34%	36%	26%	31%	36%	28%
NET DISAGREE	17%	14%	19%	21%	16%	11%	20%	14%	18%	18%	16%	17%	9%	18%	25%	21%	11%	20%	22%	16%	13%	11%	19%	18%	13%	5%	21%	13%	27%
Somewhat disagree	9%	7%	11%	18%	10%	6%	10%	7%	7%	13%	8%	7%	6%	10%	11%	13%	7%	12%	9%	7%	5%	7%	10%	12%	10%	3%	9%	10%	0%
Strongly disagree	8%	7%	8%	4%	5%	5%	10%	7%	11%	5%	8%	9%	2%	8%	14%	8%	4%	8%	13%	9%	8%	4%	9%	6%	4%	2%	12%	3%	27%
I don't know / I prefer not to answer	9%	8%	10%	14%	10%	7%	11%	9%	5%	11%	9%	7%	4%	9%	12%	9%	6%	9%	12%	11%	11%	6%	10%	6%	10%	3%	6%	5%	16%

**CPO3: Do you agree or disagree that the current 10-day reflection period between the day when a person makes a written request for medical assistance in dying and when the service is provided should be increased?**

CPO3	No:5	Gender		Age						Age2			Mother Tongue			Region					QC/ROC		Federal voting intentions among decided (FEDX)							
		B1C	Total	Male	Female	18-24	25-34	35-44	45-54	55-64	65+	18-34	35-54	55+	French	English	Other	Atl.	QC	ON	MB/SK	AB	BC	QC	ROC	LPC	NDP	BQ	CPC	GPC
Weighted Totals :	1555	753	802	155	262	250	279	277	331	417	529	608	326	1039	180	108	363	599	103	173	209	363	1192	399	244	105	414	101	27	
Unweighted Totals :	1552	768	784	147	266	241	289	255	354	413	530	609	377	965	203	104	416	615	128	134	155	416	1136	446	230	108	412	110	21	
NET AGREE	49%	51%	47%	46%	56%	51%	51%	45%	46%	52%	51%	46%	53%	47%	54%	39%	54%	49%	45%	51%	47%	54%	48%	51%	39%	58%	55%	44%	62%	
Strongly agree	22%	23%	20%	15%	25%	21%	29%	20%	18%	21%	25%	19%	25%	21%	21%	20%	25%	21%	24%	24%	15%	25%	21%	20%	14%	26%	27%	22%	34%	
Somewhat agree	28%	28%	27%	31%	31%	30%	22%	24%	29%	31%	26%	27%	29%	27%	33%	19%	29%	28%	21%	26%	33%	29%	27%	31%	24%	32%	28%	22%	28%	
NET DISAGREE	34%	35%	34%	32%	31%	34%	30%	37%	40%	31%	32%	39%	35%	36%	25%	43%	32%	35%	37%	29%	36%	32%	35%	37%	44%	30%	33%	42%	24%	
Somewhat disagree	18%	17%	18%	19%	17%	19%	17%	15%	20%	18%	18%	17%	22%	17%	15%	17%	18%	17%	18%	19%	17%	18%	18%	18%	18%	25%	15%	17%	23%	7%
Strongly disagree	17%	18%	16%	13%	13%	15%	13%	23%	20%	13%	14%	21%	13%	19%	10%	26%	14%	18%	20%	9%	19%	14%	18%	19%	19%	15%	17%	19%	17%	
I don't know / I prefer not to answer	17%	14%	19%	22%	14%	15%	19%	18%	14%	17%	17%	16%	12%	17%	21%	18%	14%	16%	18%	21%	16%	14%	17%	12%	18%	12%	12%	13%	14%	

**CPO4: Do you agree or disagree that people should be allowed to complete an advance request for medical assistance in dying - or express their wish to obtain medical assistance in dying in advance - if one day they were diagnosed with a serious, degenerative condition?**

CPO4	No:6	Gender		Age						Age2			Mother Tongue			Region					QC/ROC		Federal voting intentions among decided (FEDX)						
		B1C	Total	Male	Female	18-24	25-34	35-44	45-54	55-64	65+	18-34	35-54	55+	French	English	Other	Atl.	QC	ON	MB/SK	AB	BC	QC	ROC	LPC	NDP	BQ	CPC
Weighted Totals :	1555	753	802	155	262	250	279	277	331	417	529	608	326	1039	180	108	363	599	103	173	209	363	1192	399	244	105	414	101	27
Unweighted Totals :	1552	768	784	147	266	241	289	255	354	413	530	609	377	965	203	104	416	615	128	134	155	416	1136	446	230	108	412	110	21
NET AGREE	74%	75%	73%	66%	75%	75%	70%	75%	78%	72%	72%	77%	86%	73%	59%	78%	82%	69%	63%	78%	72%	82%	71%	76%	73%	90%	75%	77%	68%
Strongly agree	43%	45%	41%	35%	42%	40%	41%	45%	50%	39%	40%	48%	62%	40%	28%	41%	58%	39%	37%	35%	40%	58%	38%	43%	44%	64%	44%	44%	32%
Somewhat agree	31%	30%	31%	31%	34%	35%	29%	30%	28%	33%	32%	29%	24%	33%	31%	37%	24%	30%	26%	43%	33%	24%	33%	33%	29%	27%	32%	33%	36%
NET DISAGREE	18%	18%	18%	25%	18%	16%	18%	17%	16%	20%	17%	16%	10%	18%	30%	13%	12%	22%	23%	13%	19%	12%	19%	17%	17%	8%	18%	20%	32%
Somewhat disagree	10%	11%	10%	16%	12%	11%	11%	9%	7%	14%	11%	8%	8%	11%	14%	5%	8%	12%	10%	7%	14%	8%	11%	11%	13%	5%	9%	14%	9%
Strongly disagree	7%	7%	7%	8%	5%	5%	8%	8%	8%	7%	7%	8%	3%	7%	16%	8%	4%	9%	13%	6%	4%	4%	8%	6%	4%	2%	10%	6%	23%
I don't know / I prefer not to answer	9%	8%	10%	9%	7%	9%	12%	8%	6%	8%	11%	7%	4%	9%	11%	9%	5%	10%	14%	9%	9%	5%	10%	7%	10%	2%	6%	3%	0%

# CROSSED TABLES

**CPO5: Do you agree or disagree that an advance request for medical assistance in dying can be made, using an official application form, as soon as a person has been diagnosed with Alzheimer's disease and is still lucid?**

B1C	No:7	Gender			Age						Age2			Mother Tongue			Region						QC/ROC		Federal voting intentions among decided (FEDX)					
		Total	Male	Female	18-24	25-34	35-44	45-54	55-64	65+	18-34	35-54	55+	French	English	Other	Atl.	QC	ON	MB/SK	AB	BC	QC	ROC	LPC	NDP	BQ	CPC	GPC	Other
Weighted Totals :	1555	753	802	155	262	250	279	277	331	417	529	608	326	1039	180	108	363	599	103	173	209	363	1192	399	244	105	414	101	27	
Unweighted Totals :	1552	768	784	147	266	241	289	255	354	413	530	609	377	965	203	104	416	615	128	134	155	416	1136	446	230	108	412	110	21	
NET AGREE	73%	73%	73%	66%	75%	77%	69%	76%	74%	71%	73%	75%	86%	72%	61%	71%	82%	68%	65%	75%	76%	82%	71%	74%	76%	91%	75%	80%	59%	
Strongly agree	43%	42%	43%	32%	42%	40%	41%	48%	47%	38%	41%	47%	59%	40%	30%	42%	54%	39%	40%	38%	39%	54%	39%	44%	46%	57%	44%	41%	38%	
Somewhat agree	31%	31%	30%	34%	33%	37%	28%	28%	27%	33%	32%	28%	27%	32%	30%	30%	29%	29%	26%	37%	37%	29%	31%	31%	30%	34%	31%	39%	21%	
NET DISAGREE	16%	16%	16%	20%	16%	13%	16%	15%	18%	18%	14%	16%	9%	17%	23%	18%	11%	20%	20%	15%	12%	11%	18%	19%	10%	5%	19%	16%	28%	
Somewhat disagree	8%	9%	8%	12%	10%	7%	8%	6%	9%	11%	7%	8%	6%	9%	11%	9%	8%	10%	6%	6%	9%	8%	9%	12%	4%	4%	8%	9%	5%	
Strongly disagree	8%	8%	8%	8%	7%	6%	8%	9%	9%	7%	7%	9%	3%	8%	12%	9%	4%	10%	14%	9%	2%	4%	9%	7%	6%	1%	10%	7%	23%	
I don't know / I prefer not to answer	11%	10%	11%	15%	9%	10%	15%	9%	8%	11%	13%	9%	5%	11%	16%	11%	6%	12%	15%	10%	12%	6%	12%	7%	14%	4%	7%	4%	13%	

**CPO6: If you had a serious, degenerative and incurable disease, would you request medical assistance in dying for you personally?**

B1C	No:8	Gender			Age						Age2			Mother Tongue			Region						QC/ROC		Federal voting intentions among decided (FEDX)					
		Total	Male	Female	18-24	25-34	35-44	45-54	55-64	65+	18-34	35-54	55+	French	English	Other	Atl.	QC	ON	MB/SK	AB	BC	QC	ROC	LPC	NDP	BQ	CPC	GPC	Other
Weighted Totals :	1555	753	802	155	262	250	279	277	331	417	529	608	326	1039	180	108	363	599	103	173	209	363	1192	399	244	105	414	101	27	
Unweighted Totals :	1552	768	784	147	266	241	289	255	354	413	530	609	377	965	203	104	416	615	128	134	155	416	1136	446	230	108	412	110	21	
Yes	51%	52%	49%	51%	45%	53%	50%	45%	58%	47%	51%	52%	67%	48%	39%	40%	63%	48%	46%	45%	48%	63%	47%	54%	50%	77%	51%	43%	50%	
No	18%	19%	17%	20%	21%	17%	19%	18%	15%	21%	18%	16%	10%	19%	29%	16%	12%	21%	21%	17%	20%	12%	20%	15%	16%	6%	20%	25%	27%	
I don't know / I prefer not to answer	32%	29%	34%	30%	34%	31%	31%	37%	27%	32%	31%	32%	23%	34%	32%	43%	25%	31%	33%	38%	33%	25%	34%	31%	35%	17%	29%	32%	23%	

**CPO7: If it were possible, would you make an advance request for medical assistance in dying for you personally, i.e., planned well in advance, when you are diagnosed with a serious, degenerative and incurable disease?**

B1C	No:9	Gender			Age						Age2			Mother Tongue			Region						QC/ROC		Federal voting intentions among decided (FEDX)					
		Total	Male	Female	18-24	25-34	35-44	45-54	55-64	65+	18-34	35-54	55+	French	English	Other	Atl.	QC	ON	MB/SK	AB	BC	QC	ROC	LPC	NDP	BQ	CPC	GPC	Other
Weighted Totals :	1555	753	802	155	262	250	279	277	331	417	529	608	326	1039	180	108	363	599	103	173	209	363	1192	399	244	105	414	101	27	
Unweighted Totals :	1552	768	784	147	266	241	289	255	354	413	530	609	377	965	203	104	416	615	128	134	155	416	1136	446	230	108	412	110	21	
Yes	51%	52%	50%	43%	51%	53%	51%	45%	57%	48%	52%	52%	63%	49%	42%	41%	60%	48%	53%	48%	49%	60%	48%	55%	50%	72%	51%	45%	45%	
No	20%	23%	18%	28%	23%	18%	19%	19%	25%	19%	19%	19%	15%	20%	31%	17%	17%	24%	21%	16%	22%	17%	21%	17%	18%	13%	23%	27%	39%	
I don't know / I prefer not to answer	29%	26%	31%	29%	25%	29%	30%	36%	24%	27%	29%	29%	21%	31%	27%	42%	23%	28%	27%	36%	29%	23%	30%	28%	32%	14%	25%	27%	15%	

## OUR SERVICES

- **Leger**  
Marketing research and polling
- **Leger Metrics**  
Real-time VOC satisfaction measurement
- **Leger Analytics**  
Data modeling and analysis
- **Legerweb**  
Panel management
- **Leger Communities**  
Online community management
- **Leger Digital**  
Digital strategy and user experience
- **International Research**  
Worldwide Independent Network (WIN)

**600**  
EMPLOYEES



**185**  
CONSULTANTS



**8**  
OFFICES

CALGARY | EDMONTON | MONTREAL | PHILADELPHIA  
QUEBEC CITY | TORONTO | VANCOUVER | WINNIPEG

## OUR CREDENTIALS



Leger is a member of the [Canadian Research Insights Council \(CRIC\)](#), the industry association for the market/survey/insights research industry.



Leger is a member of [ESOMAR](#) (European Society for Opinion and Market Research), the global association of opinion polls and marketing research professionals. As such, Leger is committed to applying the [international ICC/ESOMAR](#) code of Market, Opinion and Social Research and Data Analytics.



Leger is also member of the [Insights Association](#), the American Association of Marketing Research Analytics.



# Leger

---

*We know Canadians*



[leger360.com](http://leger360.com)



[@leger360](https://twitter.com/leger360)



[/LegerCanada](https://www.facebook.com/LegerCanada)



[/company/leger360](https://www.linkedin.com/company/leger360)



[@leger360](https://www.instagram.com/leger360)