



LeSger

THE LARGEST CANADIAN-OWNED
POLLING, MARKET RESEARCH
AND ANALYTICS FIRM

MONTRÉAL • QUÉBEC

TORONTO • WINNIPEG • EDMONTON • CALGARY

VANCOUVER • PHILADELPHIA

Report

**FEDERAL LEADERS
DEBATE: FRENCH
LANGUAGE AND BILLS
21 AND 96 IN QUEBEC**

LE **JOURNAL**
DE **MONTREAL**

Publication on September 15th, 2021



An illustration of a hand holding a red and white megaphone. The hand is wearing a brown suit sleeve. The megaphone is pointing towards the right, with several blue and white jagged lines representing sound waves or lightning bolts emanating from it. The background is split into a dark teal left side and a light yellow right side.

METHODOLOGICAL APPROACH

METHODOLOGICAL APPROACH



METHOD

A **web survey** has been conducted among 1,000 Canadians aged 18 and over. Respondents had to be able to communicate in French or English, and were recruited through the LEO online panel.



WHEN?

Data collection ran on **September 13th 2021**.



MARGIN OF ERROR

It is not possible to calculate a margin of error on a panel sample. However, as a comparison, the maximum margin of error for a 1,000 respondent sample is $\pm 3,1\%$, 19 times out of 20.



WEIGHTING

Results were weighted by **gender, age, first language, region, education and presence of children in the household** to ensure a representative sample of the Canadian population.



SIGNIFICANT DIFFERENCES

In this report, the proportions in **red** are significantly **inferior** to the proportion in the overall sample, while **green** proportions are significantly **superior**.



ROUNDED DATA

Some of the numbers presented have been rounded. However, the sums presented have been calculated on the numbers before rounding. Therefore, some of the sums might not match the manual addition of said numbers.



QUESTIONS?

If you have any questions regarding the data presented in this report, please get in touch with **Éric Normandeau**, Strategic Consultant: enormandeau@leger360.com

A more detailed methodology is presented in the annexes.

LEGER'S EXPERTISE

The results presented in this study comply with the public opinion research standards and disclosure requirements of the CRIC (Canadian Marketing Research and Intelligence Council) and the ESOMAR global network. Léger is a founding member of the CRIC and is actively involved in raising the standards of quality in the survey industry. President Jean-Marc Léger is a member of the CRIC Board of Directors and is also the Canadian representative of ESOMAR.

Leger has been the most accurate polling firm, on average, over the past ten years in Canada. During the last federal election in 2019, Leger was once again the most accurate firm in the country. This accuracy comes from the quality of the LEO panel and the application of rigorous methodological rules by Leger's 600 employees, including 200 professionals spread across Leger's 8 offices in Canada (Montreal, Toronto, Quebec City, Winnipeg, Calgary, Edmonton and Vancouver) and the United States (Philadelphia). The survey aggregator 338Canada.com gave Leger the highest rating among all Canadian survey firms for the accuracy of its studies.

2019 CANADIAN FEDERAL ELECTIONS



LEGER SURVEY

Published in *Le Journal de Montréal* on October 20th, 2019

33 %

33 %

18 %

8 %

6 %

2 %

OFFICIAL RESULTS

2019 Canadian federal elections

33 %

34 %

16 %

8 %

7 %

2 %

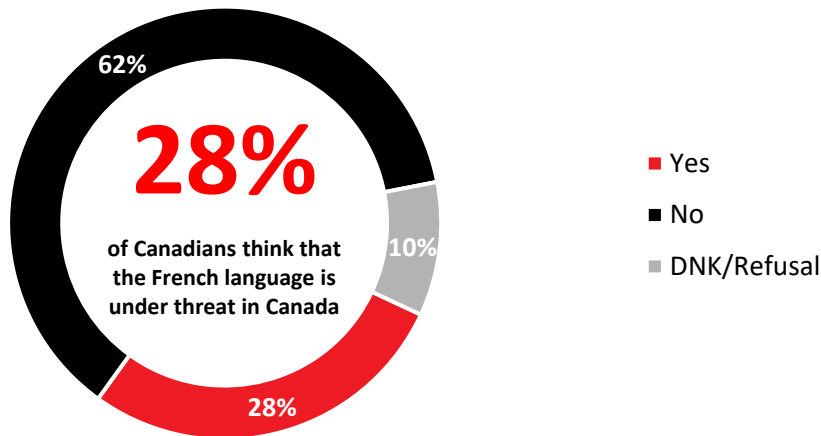
An illustration of a hand holding a red and white megaphone. The hand is wearing a brown suit sleeve. The megaphone is angled towards the right, with several blue and white jagged lines radiating from its opening, representing sound or energy. The background is split into a dark teal left side and a light yellow right side.

DETAILED RESULTS

STATUS OF THE FRENCH LANGUAGE IN CANADA

Q1. In your opinion, is the French language under threat in Canada?

Base: All respondents (n=1,000)

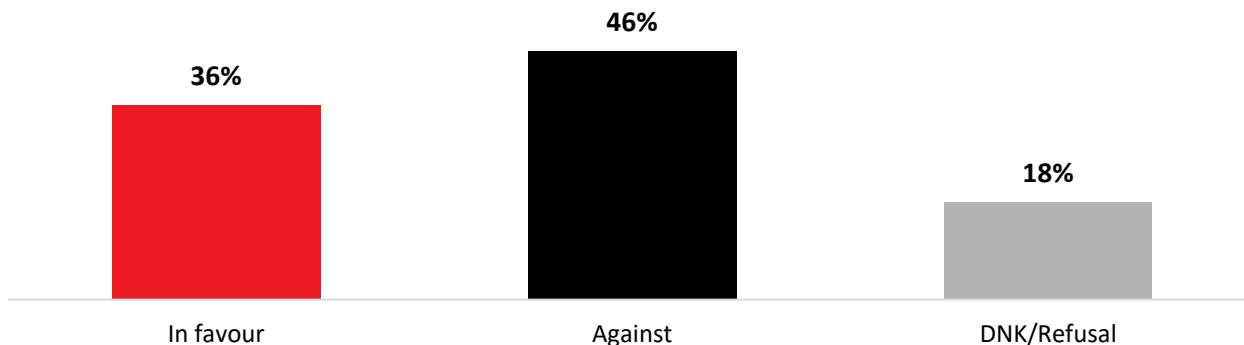


	TOTAL	QC vs ROC		REGION					AGE			GENDER		LANGUAGE		
		QC	ROC	ATL	QC	ON	Prairies	BC	18-34	35-54	55+	Man	Woman	French	English	Other
	Weighted n= 1,000	235	765	68	235	384	178	136	273	341	386	486	514	208	681	111
	Unweighted n= 1,000	230	770	100	230	340	200	130	267	389	344	518	482	229	641	130
Yes	28%	73%	14%	15%	73%	17%	12%	10%	28%	31%	25%	29%	27%	82%	14%	15%
No	62%	26%	73%	65%	26%	73%	75%	71%	59%	60%	65%	63%	61%	17%	73%	74%
DNK/Refusal	10%	1%	13%	20%	1%	10%	13%	19%	13%	9%	9%	8%	12%	1%	13%	11%

POSITION TOWARDS BANNING VISIBLE RELIGIOUS SYMBOLS IN THE PUBLIC SECTOR

Q2. Are you in favour or against banning visible religious symbols being worn by public sector employees in positions of authority (police officers, judges, and elementary and secondary school teachers) in your province?

Base: All respondents (n=1,000)

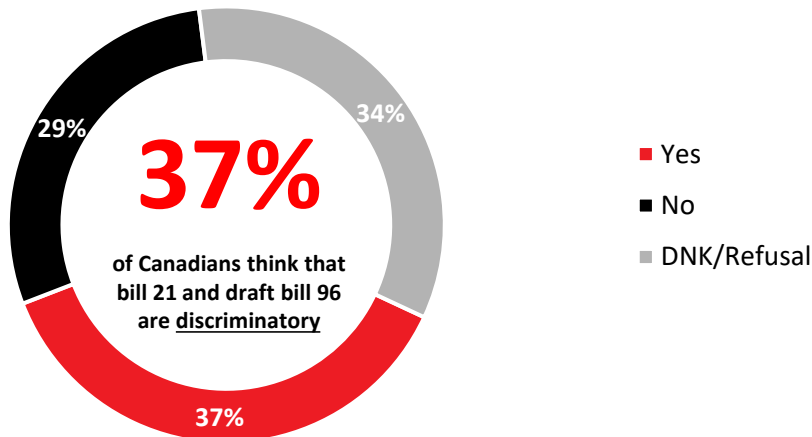


	TOTAL	QC vs ROC		REGION					AGE			GENDER		LANGUAGE		
		QC	ROC	ATL	QC	ON	Prairies	BC	18-34	35-54	55+	Man	Woman	French	English	Other
	Weighted n= 1,000	235	765	68	235	384	178	136	273	341	386	486	514	208	681	111
	Unweighted n= 1,000	230	770	100	230	340	200	130	267	389	344	518	482	229	641	130
In favour	36%	64%	28%	31%	64%	30%	26%	23%	30%	36%	41%	41%	32%	70%	27%	28%
Against	46%	27%	52%	44%	27%	49%	58%	56%	52%	46%	42%	45%	47%	23%	53%	47%
DNK/Refusal	18%	9%	20%	24%	9%	21%	17%	21%	18%	18%	17%	14%	21%	7%	20%	24%

BILL 21 AND DRAFT BILL 96

Q3. Do you believe that Bill 96 on the protection of the French language in Québec and Bill 21 on the laicity of the State are discriminatory and marginalize religious minorities, anglophones and allophones in Québec?

Base: All respondents (n=1,000)



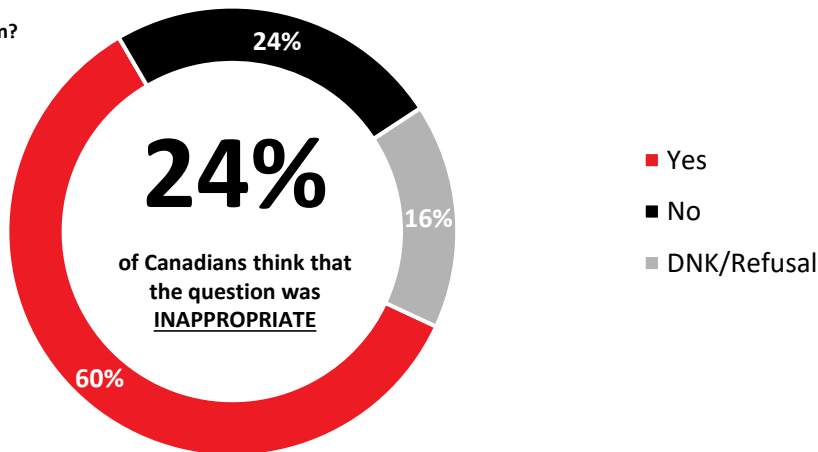
	TOTAL	QC vs ROC		REGION				AGE			GENDER		LANGUAGE			
		QC	ROC	ATL	QC	ON	Prairies	BC	18-34	35-54	55+	Man	Woman	French	English	Other
Weighted n=	1,000	235	765	68	235	384	178	136	273	341	386	486	514	208	681	111
Unweighted n=	1,000	230	770	100	230	340	200	130	267	389	344	518	482	229	641	130
Yes	37%	26%	41%	32%	26%	42%	44%	37%	37%	29%	45%	41%	33%	18%	42%	43%
No	29%	62%	19%	17%	62%	19%	18%	20%	19%	37%	28%	33%	25%	69%	18%	22%
DNK/Refusal	34%	12%	41%	51%	12%	39%	38%	43%	44%	34%	27%	26%	42%	13%	40%	35%

OPINION TOWARDS THE MODERATOR'S QUESTION

Q4. During the leaders' debate in English, the moderator asked the leader of the Bloc Québécois the following question: "You denied that Québec has problems with racism, yet you defend legislation such as Bills 96 and 21 which marginalize religious minorities, anglophones and allophones. Québec is recognized as a distinct society but for those outside the province, please help them understand why your party also supports these discriminatory laws."

Was it appropriate to ask this question?

Base: All respondents (n=1,000)

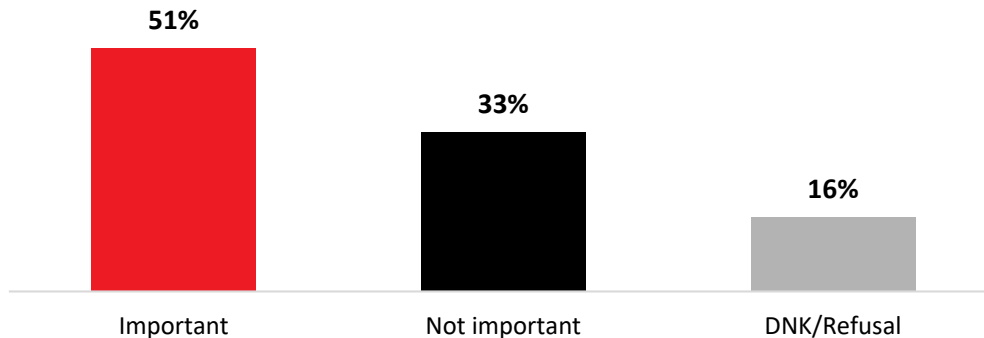


	TOTAL	QC vs ROC		REGION					AGE			GENDER		LANGUAGE		
		QC	ROC	ATL	QC	ON	Prairies	BC	18-34	35-54	55+	Man	Woman	French	English	Other
Weighted n=	1,000	235	765	68	235	384	178	136	273	341	386	486	514	208	681	111
Unweighted n=	1,000	230	770	100	230	340	200	130	267	389	344	518	482	229	641	130
Yes	60%	28%	69%	57%	28%	69%	74%	71%	59%	57%	63%	59%	60%	25%	69%	64%
No	24%	65%	12%	14%	65%	12%	11%	12%	19%	27%	25%	28%	20%	68%	12%	15%
DNK/Refusal	16%	7%	19%	29%	7%	19%	16%	17%	22%	16%	12%	13%	19%	7%	18%	21%

IMPORTANCE OF THE QUÉBEC BASHING ISSUE

Q5. Do you think criticisms and attacks against Québec (Québec bashing) are an important or not important issue in Canada today?

Base: All respondents (n=1,000)



	TOTAL	QC vs ROC		REGION				AGE			GENDER		LANGUAGE			
		QC	ROC	ATL	QC	ON	Prairies	BC	18-34	35-54	55+	Man	Woman	French	English	Other
	Weighted n= 1,000	235	765	68	235	384	178	136	273	341	386	486	514	208	681	111
	Unweighted n= 1,000	230	770	100	230	340	200	130	267	389	344	518	482	229	641	130
Important	51%	73%	44%	34%	73%	46%	45%	43%	55%	48%	51%	50%	52%	77%	42%	57%
Not Important	33%	20%	38%	40%	20%	36%	41%	36%	27%	36%	35%	39%	28%	17%	39%	30%
DNK / Refusal	16%	7%	18%	26%	7%	18%	14%	21%	17%	16%	14%	11%	20%	6%	19%	13%

**DETAILED
METHODOLOGY**



DETAILED METHODOLOGY

WEIGHTED AND UWEIGHTED SAMPLES

The table below shows the geographic distribution of respondents, before and after weighting. There was a slight imbalance in the geographic distribution in the unweighted sample. The weighting process primarily adjusted the weight of regions outside the major centers, which were slightly over-represented in the sample. These regions were oversampled to allow for a more refined analysis of the results.

PROVINCE	Weighted	Unweighted
Atlantic	68	100
Québec	235	230
Ontario	384	340
Prairies	178	200
British Columbia	136	130

DETAILED METHODOLOGY

WEIGHTED AND UNWEIGHTED RESULTS (CONTINUED)

The following tables present the demographic distribution of respondents by gender, age, mother tongue, presence of children in the household and education level.

GENDER	Weighted	Unweighted
Man	486	518
Woman	514	482

AGE	Weighted	Unweighted
18-34 years old	273	267
35-54 years old	341	389
55+	386	344

FIRST LANGUAGE	Weighted	Unweighted
French	208	229
English	681	641
Other	111	130

PRESENCE OF CHILDREN	Weighted	Unweighted
Yes	275	290
No	723	709

EDUCATION	Weighted	Unweighted
Primary / Secondary	293	210
College	424	289
University	272	495

The sample collected has a minimum weighting factor of 0.1189 and a maximum weighting factor of 2.8270. The variance of the weights is 0.3182.

QUESTIONNAIRE

[ASK ALL]

[ONE MENTION]

SEXE. Please indicate your sex:

Note: As indicated by Statistics Canada, transgender, transsexual, and intersex Canadians should indicate the sex (male or female) with which they most associate themselves.

Label	Value	Attribute	Termination
Male	1		
Female	2		

[ASK ALL]

[ONE MENTION]

PROV. In which province or territory do you live?

Label	Value	Attribute	Termination
British Columbia	1		
Alberta	2		
Saskatchewan	3		
Manitoba	4		
Ontario	5		
Quebec	6		
New Brunswick	7		
Nova Scotia	8		
Prince Edward Island	9		
Newfoundland	10		
Northwest Territories	11		
Yukon	12		
Nunavut	13		

QUESTIONNAIRE

[ASK ALL]

[ONE MENTION]

[LIST ORDER : In order]

AGE. How old are you?

Label	Value	Attribute	Termination
Under 18	0		TERMINATE
Between 18 and 24	1		
Between 25 and 34	2		
Between 35 and 44	3		
Between 45 and 54	4		
Between 55 and 64	5		
Between 65 and 74	6		
75 or older	7		
I prefer not to answer	99		TERMINATE

[ASK ALL]

[ONE MENTION]

[LIST ORDER : In order]

LANGU. What is the language you first learned at home in your childhood and that you still understand?

Label	Value	Attribute	Termination
French	1		
English	2		
Other	3		
English and French	7		
French and other	4		
English and other	5		
Other and other	6		
I prefer not to answer	9		

QUESTIONNAIRE

[ASK ALL]

[ONE MENTION]

[LIST ORDER : In order]

ENFA. Are there any children under 18 years old living in your household?

Label	Value	Attribute	Termination
Yes	1		
No	2		
I don't know / I prefer not to answer	99		

[ASK ALL]

[ONE MENTION]

[LIST ORDER : In order]

Q1. In your opinion, is the French language under threat in Canada?

Label	Value	Attribute	Termination
Yes	1		
No	2		
I don't know / I prefer not to answer	99		

QUESTIONNAIRE

[ASK ALL]

[ONE MENTION]

[LIST ORDER : In order]

Q2. Are you in favour or against banning visible religious symbols being worn by public sector employees in positions of authority (police officers, judges, and elementary and secondary school teachers) in your province?

Label	Value	Attribute	Termination
In favour	1		
Against	2		
I don't know / I prefer not to answer	99		

[ASK ALL]

[ONE MENTION]

[LIST ORDER : In order]

Q3. Do you believe that Bill 96 on the protection of the French language in Québec and Bill 21 on the laicity of the State are discriminatory and marginalize religious minorities, anglophones and allophones in Québec?

Label	Value	Attribute	Termination
Yes	1		
No	2		
I don't know / I prefer not to answer	99		

QUESTIONNAIRE

[ASK ALL]

[ONE MENTION]

[LIST ORDER : In order]

Q4. During the leaders' debate in English, the moderator asked the leader of the Bloc Québécois the following question: *"You denied that Québec has problems with racism yet you defend legislation such as Bills 96 and 21 which marginalize religious minorities, anglophones and allophones. Québec is recognized as a distinct society but for those outside the province, please help them understand why your party also supports these discriminatory laws."*

Was it appropriate to ask this question?

Label	Value	Attribute	Termination
Yes	1		
No	2		
I don't know / I prefer not to answer	99		

[ASK ALL]

[ONE MENTION]

[LIST ORDER : In order]

Q5. Do you think criticisms and attacks against Quebec (Québec bashing) are an important or not important issue in Canada today?

Label	Value	Attribute	Termination
Yes	1		
No	2		
I don't know / I prefer not to answer	99		

QUESTIONNAIRE

[ASK ALL]

[ONE MENTION]

[LIST ORDER : In order]

SCOL. What is the last year of education that you have completed?

Label	Value	Attribute	Termination
Elementary (7 years or less)	1		
High school, general or vocational (8 to 12 years)	2		
College (pre-university, technical training, certificate, accreditation or advanced diploma)	3		
University certificates and diplomas	4		
University Bachelor (including classical studies)	5		
University Master's degree	6		
University Doctorate (PhD)	7		
I prefer not to answer	99		

[ASK ALL]

[ONE MENTION]

[LIST ORDER : In order]

EMPLO. What is your current employment status?

Label	Value	Attribute	Termination
Working full time	1		
Working part time	2		
Self-employed / freelance work	3		
Student	4		
Homemaker	5		
Unemployed	6		
Retired	7		
I prefer not to answer	99		

QUESTIONNAIRE

[ASK ALL]

[ONE MENTION]

[LIST ORDER : In order]

REVEN. Among the following categories, which one best reflects the total income, before taxes, of all the members of your household in 2020?

Label	Value	Attribute	Termination
\$19,999 or less	1		
Between \$20,000 and \$39,999	2		
Between \$40,000 and \$59,999	3		
Between \$60,000 and \$79,999	4		
Between \$80,000 and \$99,999	5		
\$100,000 or more	6		
I prefer not to answer	99		

OUR SERVICES

- **Leger**
Marketing research and polling
- **Leger MetriCX**
Strategic and operational customer experience consulting services
- **Leger Analytics (LEA)**
Data modeling and analysis
- **Leger Opinion (LEO)**
Panel management
- **Leger Communities**
Online community management
- **Leger Digital**
Digital strategy and user experience
- **International Research**
Worldwide Independent Network (WIN)

600

EMPLOYEES



185

CONSULTANTS



8

OFFICES

MONTRÉAL | QUÉBEC | TORONTO | WINNIPEG
EDMONTON | CALGARY | VANCOUVER | PHILADELPHIA

OUR CREDENTIALS



Leger is a member of the [Canadian Research Insights Council \(CRIC\)](#), the industry association for the market/survey/insights research industry.



Leger is a member of [ESOMAR](#) (European Society for Opinion and Market Research), the global association of opinion polls and marketing research professionals. As such, Leger is committed to applying the [international ICC/ESOMAR](#) code of Market, Opinion and Social Research and Data Analytics.



Leger is also a member of the [Insights Association](#), the American Association of Marketing Research Analytics.



Leger is a sponsor of [CAIP Canada](#), Canada's professional body for Certified Analytics and Insights Professionals who uphold CRIC's marketing research and public opinion research standards. CAIP Canada is globally endorsed by ESOMAR and the MRII/University of Georgia.

Leger

We know Canadians

