



Leger

REPORT

Alberta Pension Plan

National & Alberta Omni Report

DATE 2023-11-07

Methodology



Method

Online survey of n=2,480 Canadian respondents 18 years of age or older:

- 1,604 Canadians 18 years of age or older, with quotas in place to generate a demographically representative sample that aligns with Statistics Canada estimates.
- An additional 876 Albertans 18 years of age or older (**for a total of 1,001**), to meet provincial quotas set with the aim of allowing for more precise analysis within the province.



When

October 27th to
October 30th, 2023



Margin of error

For comparison purposes, a probability sample of n=2,480 yields a margin of error no greater than $\pm 2.0\%$ (19 times out of 20) for the total Canadian sample.

- For comparative purposes, a probability sample of 1,001 respondents would have a margin of error of $\pm 3.1\%$, 19 times out of 20 for a population size equivalent to Alberta's.
- For comparative purposes, a probability sample of 1,479 respondents would have a margin of error of $\pm 2.6\%$, 19 times out of 20 for a population size equivalent to Canada's excluding Alberta.

Methodology



Weighting

Results were weighted according to **age, gender, mother tongue, region, education and presence of children in the household** in order to ensure a representative sample of the Canadian and Albertan populations.



Significant differences

Data in bold **red** characters (or with adjacent ↓) indicate a significantly lower proportion than that of other respondents. Conversely, data in bold **green** characters (or with adjacent ↑) indicate a significantly higher proportion than that of other respondents.



Rounded data

The numbers presented have been rounded up. However, the numbers before rounding were used to calculate the sums presented and might therefore not correspond to the manual addition of these numbers.



Questions

Have questions about the data presented in this report? Please contact Andrew Enns, Executive Vice President, at the following e-mail address:
aenns@leger360.com

A more detailed methodology is presented in the Appendix.

Methodology

Leger is the polling firm that has presented the most accurate election survey data, on average, over the last ten years in Canada. During the last federal election in 2021, Leger was once again **the most accurate firm in the country**. This accuracy is attributed to the quality of the LEO panel and rigorous application of methodological rules by Leger's 600 employees, including 200 professionals in Leger's eight offices across Canada (Montreal, Toronto, Quebec City, Winnipeg, Calgary, Edmonton and Vancouver) and in the United States (New York).

Poll aggregator 338Canada.com gave Leger the highest rating among all polling firms in Canada for the accuracy of its studies. See <https://338canada.com/pollster-ratings.htm>

2021 CANADIAN FEDERAL ELECTION



LEGER SURVEY

Published in *Le Journal de Montréal*
and *The National Post/Postmedia*
September 18, 2021

OFFICIAL RESULTS

2021 Canadian Federal Election*

33%	32%	19%	7%	6%	2%
33.7%	32.6%	17.8%	7.7%	5.0%	2.3%

Key Highlights

From October 27 to 30, 2023, we surveyed Canadians to know more about their perspectives on the Alberta's government's plan to withdraw Alberta from the Canadian Pension Plan and replace it with a new provincial pension plan, as well as the Canadian Pension Plan itself.

Some of the key highlights of our survey include...

- Support for Alberta's separation from the in Alberta has grown over the past 6 months (up 6 points), due primarily to increased support among UCP supporters.
 - Overall, 27% of Albertans support the government's proposed creation of a new provincial pension program. Support is highest among UCP voters (54% support) and those age 18 to 34 (32%)
 - Overall, 48% of Albertans currently oppose the government's plan to withdraw from the CPP. Opposition is greatest among NDP voters (82% oppose), retirees (58%) and those age 55 and older (55%)
- Overall, Canadians outside of Alberta at this moment are largely ambivalent regarding Alberta Pension Plan, with 50% unsure or not having an opinion.
- 71% of Albertans reported that they are familiar with the UCP's proposed plan to withdraw Alberta from the CPP and create Alberta's own pension plan, whereas only 29% of those from the rest of Canada said they were familiar.



Key Highlights (ii)

- Interestingly, when examining the results to a series of attitudinal statements regarding the CPP, opinions of Albertans toward the program are not significantly different from those of Canadians in general:
 - CPP is well managed: AB-57% Agree v. Rest of CDN-50% Agree
 - CPP benefits be equitably distributed: AB-75% Agree v. Rest of CDN-74% Agree
 - Residents who pay more CPP should get more: AB-55% Agree v. Rest of CDN-54% Agree



REPORT

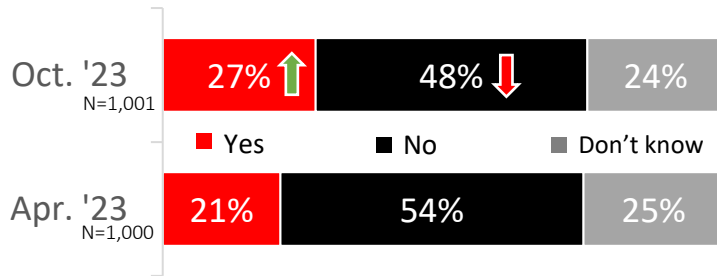
Detailed Results: AB Pension Proposal



Support for New Alberta Provincial Pension Plan

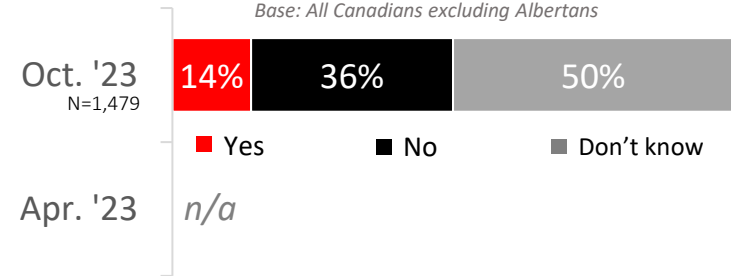
Q3. Do you believe that the Alberta government should create a new Provincial Pension Plan to replace the Canada Pension Plan for Albertans?

Alberta



Rest of Canada

Base: All Canadians excluding Albertans



*Provincial Voting Intention	United Conservatives Alberta Strong & Free		Alberta NDP	
	Apr 23	Oct 23	Apr 23	Oct 23
Unweighted n=	323	368	426	434
Yes	33%	54% ↑	8%	6%
No	39%	19% ↓	80%	82%
Don't know	28%	28%	11%	12%

Oct 2023	BC	MB/SK	ON	QC	ATL
Unweighted n=	164	133	637	443	102
Yes	13%	17%	13%	14%	15%
No	47%	45%	40%	21%	38%
Don't know	40%	38%	47%	65%	47%

* From Leger Voter Preference Poll, November 7, 2023

↑ ↓ Significantly higher/lower than April 2023

Support for New Alberta Provincial Pension Plan

Q3. Do you believe that the Alberta government should create a new Provincial Pension Plan to replace the Canada Pension Plan for Albertans?

Base: All Albertans

*Base: All Canadians excluding Albertans

ALBERTA <i>Oct. 2023</i>	Age			Kids in HH		Employment		
	18-34	35-54	55+	Yes	No	Employed	Retired	Other
Unweighted n=	175	327	499	264	730	545	311	132
Yes	32%	29%	22%	31%	25%	29%	21%	27%
No	42%	46%	55%	42%	52%	48%	58%	41%
Don't know	26%	25%	22%	27%	22%	23%	21%	32%

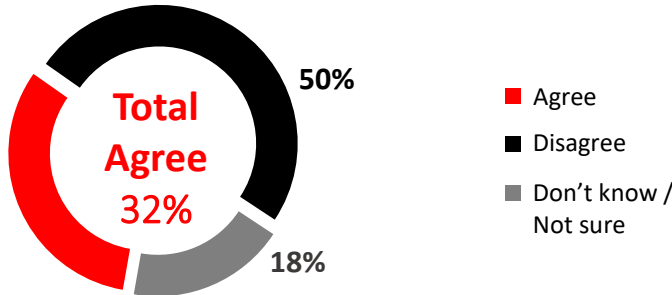
REST OF CANADA* <i>Oct. 2023</i>	Age			Kids in HH		Employment		
	18-34	35-54	55+	Yes	No	Employed	Retired	Other
Unweighted n=	352	520	607	396	1076	875	398	193
Yes	20%	14%	10%	17%	13%	15%	10%	16%
No	32%	30%	43%	29%	39%	34%	48%	26%
Don't know	48%	56%	47%	53%	48%	51%	42%	58%

Strength of Agreement with UCP's Plan to Create APP

Q4. How strongly do you agree or disagree with the UCP's proposed plan to withdraw Alberta from the CPP and create Alberta's own pension plan – Alberta Pension Plan?

Alberta

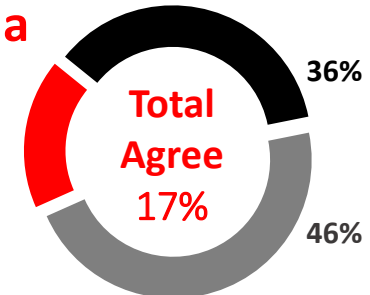
N=1,001
Base: All Albertans



*Provincial Voting Intention	Total Alberta	United Conservatives Alberta Strong & Free	Alberta NDP
Unweighted n=	1,001	368	434
(NET) Agree	32%	62%	9%
Strongly agree	14%	29%	3%
Somewhat agree	18%	33%	6%
(NET) Disagree	50%	19%	86%
Somewhat disagree	12%	11%	12%
Strongly disagree	38%	8%	74%
Don't know / Not sure	18%	19%	5%

Rest of Canada

N=1,479
Base: All Canadians excluding Albertans



Rest of Canada	Total	BC	MB/SK	ON	QC	ATL
Unweighted n=	1,479	164	133	637	443	102
(NET) Agree	17%	18%	19%	16%	19%	18%
Strongly agree	6%	6%	7%	5%	6%	5%
Somewhat agree	12%	12%	12%	11%	13%	14%
(NET) Disagree	36%	45%	42%	40%	22%	37%
Somewhat disagree	13%	12%	12%	14%	11%	13%
Strongly disagree	23%	33%	30%	26%	11%	24%
Don't know / Not sure	46%	37%	39%	44%	59%	44%

* From Leger Voter Preference Poll, November 7, 2023

Strength of Agreement with UCP's Plan to Create APP

Q4. How strongly do you agree or disagree with the UCP's proposed plan to withdraw Alberta from the CPP and create Alberta's own pension plan – Alberta Pension Plan?

Base: All Albertans

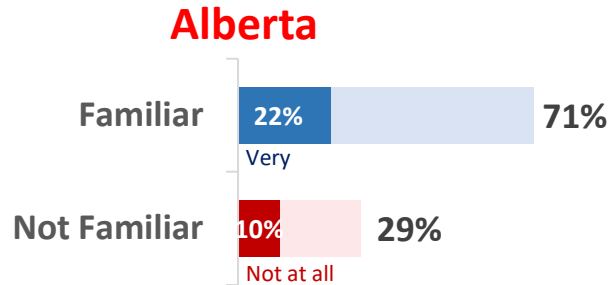
*Base: All Canadians excluding Albertans

ALBERTA	Age			Kids in HH		Employment		
	18-34	35-54	55+	Yes	No	Employed	Retired	Other
Unweighted n=	175	327	499	264	730	545	311	132
(NET) Agree	36%	32%	28%	39%	29%	33%	26%	34%
Strongly agree	16%	14%	12%	17%	12%	15%	12%	11%
Somewhat agree	20%	19%	16%	22%	16%	18%	13%	23%
(NET) Disagree	42%	49%	56%	43%	53%	48%	59%	46%
Somewhat disagree	15%	12%	9%	12%	12%	13%	9%	12%
Strongly disagree	27%	37%	47%	31%	41%	35%	50%	34%
Don't know / Not sure	22%	19%	16%	18%	18%	19%	16%	20%

REST OF CANADA*	Age			Kids in HH		Employment		
	18-34	35-54	55+	Yes	No	Employed	Retired	Other
Unweighted n=	352	520	607	396	1076	875	398	193
(NET) Agree	27%	18%	11%	26%	15%	21%	11%	18%
Strongly agree	8%	7%	3%	7%	5%	7%	2%	6%
Somewhat agree	19%	12%	8%	19%	10%	14%	9%	12%
(NET) Disagree	26%	29%	47%	24%	40%	32%	52%	23%
Somewhat disagree	14%	11%	12%	11%	13%	14%	13%	7%
Strongly disagree	12%	18%	35%	14%	27%	18%	39%	16%
Don't know / Not sure	47%	53%	41%	50%	45%	47%	37%	60%

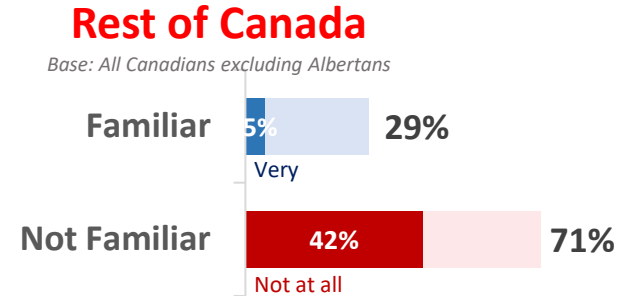
Familiarity with Alberta's Plan to Withdraw from CPP

Q2. How familiar would you say you are with the UCP's proposed plan to withdraw Alberta from the CPP and create Alberta's own pension plan – Alberta Pension Plan?



N=1,001

*Provincial Voting Intention	United Conservatives Alberta Strong & Freed	Alberta NDP
Unweighted n=	368	434
(NET) Familiar	77%	78%
Very familiar	21%	30%
Somewhat familiar	56%	48%
(NET) Not familiar	23%	22%
Not very familiar	17%	18%
Not at all familiar	6%	5%



N=1,479

	BC	MB/SK	ON	QC	ATL
Unweighted n=	164	133	637	443	102
(NET) Familiar	38%	38%	34%	15%	26%
Very familiar	5%	6%	5%	3%	4%
Somewhat familiar	32%	32%	29%	12%	22%
(NET) Not familiar	62%	62%	66%	85%	74%
Not very familiar	27%	24%	27%	33%	28%
Not at all familiar	35%	38%	39%	52%	46%

* From Leger Voter Preference Poll, November 7, 2023

Familiarity with Alberta's Plan to Withdraw from CPP

Q2. How familiar would you say you are with the UCP's proposed plan to withdraw Alberta from the CPP and create Alberta's own pension plan – Alberta Pension Plan?

Base: All Albertans

*Base: All Canadians excluding Albertans

ALBERTA	Age			Kids in HH		Employment		
	18-34	35-54	55+	Yes	No	Employed	Retired	Other
Unweighted n=	175	327	499	264	730	545	311	132
(NET) Familiar	59%	70%	81%	67%	73%	72%	80%	58%
Very familiar	18%	21%	27%	22%	22%	21%	27%	22%
Somewhat familiar	41%	49%	54%	45%	51%	51%	53%	36%
(NET) Not familiar	41%	30%	19%	33%	27%	28%	20%	42%
Not very familiar	23%	21%	14%	22%	18%	20%	16%	20%
Not at all familiar	18%	9%	5%	11%	9%	8%	5%	22%

REST OF CANADA*	Age			Kids in HH		Employment		
	18-34	35-54	55+	Yes	No	Employed	Retired	Other
Unweighted n=	352	520	607	396	1076	875	398	193
(NET) Familiar	30%	25%	32%	28%	30%	29%	35%	20%
Very familiar	5%	4%	5%	5%	5%	5%	5%	2%
Somewhat familiar	25%	21%	27%	23%	25%	24%	30%	18%
(NET) Not familiar	70%	75%	68%	72%	70%	71%	65%	80%
Not very familiar	23%	27%	32%	26%	29%	27%	35%	20%
Not at all familiar	46%	49%	35%	46%	41%	44%	30%	60%

REPORT

Detailed Results: Attitudes Toward the CPP



CPP is Important Part of Retirement Plan

Q1. Thinking of your future or current retirement plans, how strongly do you agree or disagree with the following statements regarding the Canadian Pension Plan (CPP)?

Base: All Canadians excluding Quebecers*

STATEMENT: **CPP WILL BE / IS AN IMPORTANT PART OF MY RETIREMENT**

	Total Canada*	BC	AB	MB/SK	ON	ATL
Unweighted n=	2,037	164	1,001	133	637	102
Total Agree	73% 44% 29%	73% 46% 26%	77% 48% 29%	73% 44% 29%	72% 42% 30%	78% 46% 32%
Total Disagree	14% 	15% 	12% 	16% 	14% 	10%
Don't Know	13%	12%	11%	12%	14%	12%

Strongly

Somewhat

Feel Informed About How Much Received from CPP Payments

Q1. Thinking of your future or current retirement plans, how strongly do you agree or disagree with the following statements regarding the Canadian Pension Plan (CPP)?

Base: All Canadians excluding Quebecers*

STATEMENT: I AM INFORMED ABOUT HOW MUCH I WILL RECEIVE FROM MY CPP PAYMENTS

	Total Canada*	BC	AB	MB/SK	ON	ATL
Unweighted n=	2,037	164	1,001	133	637	102
Total Agree	51% 	55% 	54% 	48% 	49% 	51%
Total Disagree	34% 	35% 	31% 	39% 	34% 	36%
Don't Know	15%	10%	15%	13%	17%	13%

Strongly

Somewhat

Important that CPP Payments are Distributed in Equitable Manner

Q1. Thinking of your future or current retirement plans, how strongly do you agree or disagree with the following statements regarding the Canadian Pension Plan (CPP)?

Base: All Canadians excluding Quebecers*

STATEMENT: IT IS IMPORTANT THAT CPP PAYMENTS ARE DISTRIBUTED IN AN EQUITABLE MANNER FOR ALL CANADIANS

	Total Canada*	BC	AB	MB/SK	ON	ATL
Unweighted n=	2,037	164	1,001	133	637	102
Total Agree	74% 	77% 	75% 	69% 	72% 	80%
Total Disagree	14% 	13% 	15% 	22% 	14% 	9%
Don't Know	12%	10%	9%	9%	14%	11%

Strongly **Somewhat**

Provinces Who Commit More to CPP Should Get More

Q1. Thinking of your future or current retirement plans, how strongly do you agree or disagree with the following statements regarding the Canadian Pension Plan (CPP)?

Base: All Canadians excluding Quebecers*

STATEMENT: RESIDENTS OF PROVINCES WHO COMMIT MORE TO THE CPP SHOULD RECEIVE A HIGHER CPP PAYMENT – AND THOSE PROVINCES THAT CONTRIBUTE LESS SHOULD RECEIVE LESS

	Total Canada*	BC	AB	MB/SK	ON	ATL
Unweighted n=	2,037	164	1,001	133	637	102
Total Agree	54% 	52% 	55% 	54% 	55% 	57%
Total Disagree	25% 	31% 	26% 	25% 	22% 	37%
Don't Know	20%	17%	19%	20%	23%	16%

Strongly

Somewhat

CPP is Well-Managed Pension Fund

Q1. Thinking of your future or current retirement plans, how strongly do you agree or disagree with the following statements regarding the Canadian Pension Plan (CPP)?

Base: All Canadians excluding Quebecers*

STATEMENT: THE CPP IS A WELL-MANAGED PENSION FUND

	Total Canada*	BC	AB	MB/SK	ON	ATL
Unweighted n=	2,037	164	1,001	133	637	102
Total Agree	51% 	52% 	57% 	50% 	49% 	48%
Total Disagree	24% 	24% 	22% 	21% 	25% 	23%
Don't Know	25%	25%	21%	28%	25%	28%

Strongly Somewhat

Total Agreement with Statements About the CPP

Q1(a-e). Thinking of your future or current retirement plans, how strongly do you agree or disagree with the following statements regarding the Canadian Pension Plan (CPP)?

Base: All Albertans (n=1,001) *Base: All Canadians excluding Albertans and Quebecers (n=1,036)

Alberta % Agree (Somewhat/Strongly)	Age			Employment		
	18-34	35-54	55+	Employed	Retired	Other
Unweighted n=	175	327	499	545	311	132
It is important that CPP payments are distributed in an equitable manner for all Canadians	67%	77%	80%	74%	84%	70%
CPP will be/is an important part of my retirement	58%	77%	92%	78%	93%	55%
Residents of provinces who commit more to the CPP should receive a higher CPP payment. – and those provinces that should contribute less should receive less	53%	54%	57%	59%	55%	42%
I am informed about how much I will receive from my CPP payments	37%	41%	80%	49%	89%	29%
The CPP is a well-managed pension fund	55%	49%	66%	55%	72%	48%

Canada *Excluding Alberta & Quebec % Agree (Somewhat/Strongly)	Age			Employment		
	18-34	35-54	55+	Employed	Retired	Other
Unweighted n=	232	363	441	608	281	138
It is important that CPP payments are distributed in an equitable manner for all Canadians	58%	74%	83%	70%	87%	65%
CPP will be/is an important part of my retirement	53%	68%	89%	71%	89%	51%
Residents of provinces who commit more to the CPP should receive a higher CPP payment. – and those provinces that should contribute less should receive less	54%	52%	56%	58%	54%	43%
I am informed about how much I will receive from my CPP payments	32%	33%	76%	41%	84%	28%
The CPP is a well-managed pension fund	37%	42%	64%	47%	70%	25%

Agreement with Statements About the CPP – Alberta Residents

Q1. Thinking of your future or current retirement plans, how strongly do you agree or disagree with the following statements regarding the Canadian Pension Plan (CPP)?

Base: All Albertans (n=1,001)

TOTAL ALBERTA % Agree (Somewhat/Strongly)	Total	Provincial Voting Intention	
		UCP	NDP
Unweighted n=	1,001	368	434
CPP will be/is an important part of my retirement	77%	75%	84%
It is important that CPP payments are distributed in an equitable manner for all Canadians	75%	70%	88%
The CPP is a well-managed pension fund	57%	43%	74%
Residents of provinces who commit more to the CPP should receive a higher CPP payment. – and those provinces that should contribute less should receive less	55%	74%	44%
I am informed about how much I will receive from my CPP payments	54%	60%	55%

REPORT

Detailed Methodology



Unweighted Sample

The table below presents the Canadian (excl. AB) and Albertan Profile of respondents before weighting.

	Alberta Unweighted n=1,001	Rest of Canada Unweighted n=1,479
Age		
18-34	175	352
35-54	327	520
55+	499	607
Kids in Household		
Yes	264	396
No	730	1,076
Employment Status		
Employed	545	875
Retired	311	398
Other	132	193
Province		
British Columbia	-	164
Alberta	1,001	-
Manitoba/Saskatchewan	-	133
Ontario	-	637
Quebec	-	443
Atlantic	-	102

Our Services

- **Leger**
Marketing research and polling
- **Customer Experience (CX)**
Strategic and operational customer experience consulting services
- **Leger Analytics (LEA)**
Data modelling and analysis
- **Leger Opinion (LEO)**
Panel management
- **Leger Communities**
Online community management
- **Leger Digital**
Digital strategy and user experience
- **International Research**
Worldwide Independent Network (WIN)

600
EMPLOYEES



185
CONSULTANTS



8
OFFICES

MONTREAL | QUEBEC CITY | TORONTO | WINNIPEG
EDMONTON | CALGARY | VANCOUVER | NEW YORK

Our Commitments to Quality



Leger is a member of the [Canadian Research Insights Council \(CRIC\)](#), the industry association for the market/survey/insights research industry.



Leger is a member of [ESOMAR](#) (European Society for Opinion and Market Research), the global association of opinion polls and marketing research professionals. As such, Leger is committed to applying the [international ICC/ESOMAR](#) code of Market, Opinion and Social Research and Data Analytics.



Leger is also a member of the [Insights Association](#), the American Association of Marketing Research Analytics.



Leger is a sponsor of [CAIP Canada](#), Canada's professional body for Certified Analytics and Insights Professionals who uphold CRIC's marketing research and public opinion research standards. CAIP Canada is globally endorsed by ESOMAR and the MRII/University of Georgia.