



REPORT

Israel – Hamas Conflict

Survey of Canadians



THE
CANADIAN
PRESS

DATE 2023-10-17



Methodology



Method

Online survey among respondents 18 years of age or older.

(Canadian sample: n= 1,548).

Respondents had the option of completing the survey in English or in French and were randomly recruited using LEO's online panel.



When

October 13th to October 15th, 2023



Margin of error

For comparison purposes, a probability sample of this size yields a margin of error no greater than $\pm 2.49\%$, (19 times out of 20) for the Canadian sample.



Weighting

Results were weighted according to **age, gender, mother tongue, region, education and presence of children in the household** in order to ensure a representative sample of the Canadian population.

Methodology



Significant differences

Data in bold **red** characters indicate a significantly lower proportion than that of other respondents. Conversely, data in bold **green** characters indicate a significantly higher proportion than that of other respondents.



Rounded data

The numbers presented have been rounded up. However, the numbers before rounding were used to calculate the sums presented and might therefore not correspond to the manual addition of these numbers.



Questions

Have questions about the data presented in this report? Please contact Christian Bourque, Executive Vice-President, Eastern Canada at the following e-mail addresses: cbourque@leger360.com

A more detailed methodology is presented in the Appendix.

Methodology

Leger is the polling firm that has presented the most accurate election survey data, on average, over the last ten years in Canada. During the last federal election in 2021, Leger was once again **the most accurate firm in the country**. This accuracy is attributed to the quality of the LEO panel and rigorous application of methodological rules by Leger's 600 employees, including 200 professionals in Leger's eight offices across Canada (Montreal, Toronto, Quebec City, Winnipeg, Calgary, Edmonton and Vancouver) and in the United States (New York).

Poll aggregator 338Canada.com gave Leger the highest rating among all polling firms in Canada for the accuracy of its studies. See <https://338canada.com/pollster-ratings.htm>

2021 CANADIAN FEDERAL ELECTION



LEGER SURVEY

Published in *Le Journal de Montréal*
and *The National Post/Postmedia*
September 18, 2021

33%

32%

19%

7%

6%

2%

OFFICIAL RESULTS

2021 Canadian Federal Election*

33.7%

32.6%

17.8%

7.7%

5.0%

2.3%

Key highlights (1/2)

On October 7, 2023, Hamas militants organized a surprise assault on Israel. The following day, Israeli Prime Minister Benjamin Netanyahu declared that Israel is now at war. From October 13 to 15, 2023, we surveyed Canadians to understand their opinions and awareness of the conflict.

Some of the key highlights of our survey about the conflict in Israel and the Gaza Strip include...

A majority of Canadians follow the news about the conflict

- 63% of Canadians are very closely or somewhat closely following the news on the events occurring in Israel, the Gaza Strip, and West Bank. The study also found that individuals 55 years of age or older (78%) and males (73%) are more likely to follow these events closely.
- Half of Canadians (49%) say they have a good understanding of the conflict between Israel and Palestine. Among those who follow the recent events closely, 70% say they have a good understanding.
- Half of Canadians (51%) believe that achieving lasting peace between Israelis and Palestinians in the future is not possible. Only 19% of respondents are optimistic that lasting peace can be reached, while 30% are unsure. Among those who have a good understanding of the conflict, 62% believe that lasting peace is not achievable.



Key highlights (2/2)

Canadians think airlifting Canadian citizens from the conflict zones was a good decision

- 57% of Canadians believe the Government of Canada is responsible for repatriating its citizens from the conflict zone, while 20% feel citizens themselves should be responsible for their safe return.
- A majority of Canadians (71%) believe that the government made a good decision in airlifting Canadian citizens from conflict zones, while only 9% think it was a bad decision and 20% are unsure.



REPORT

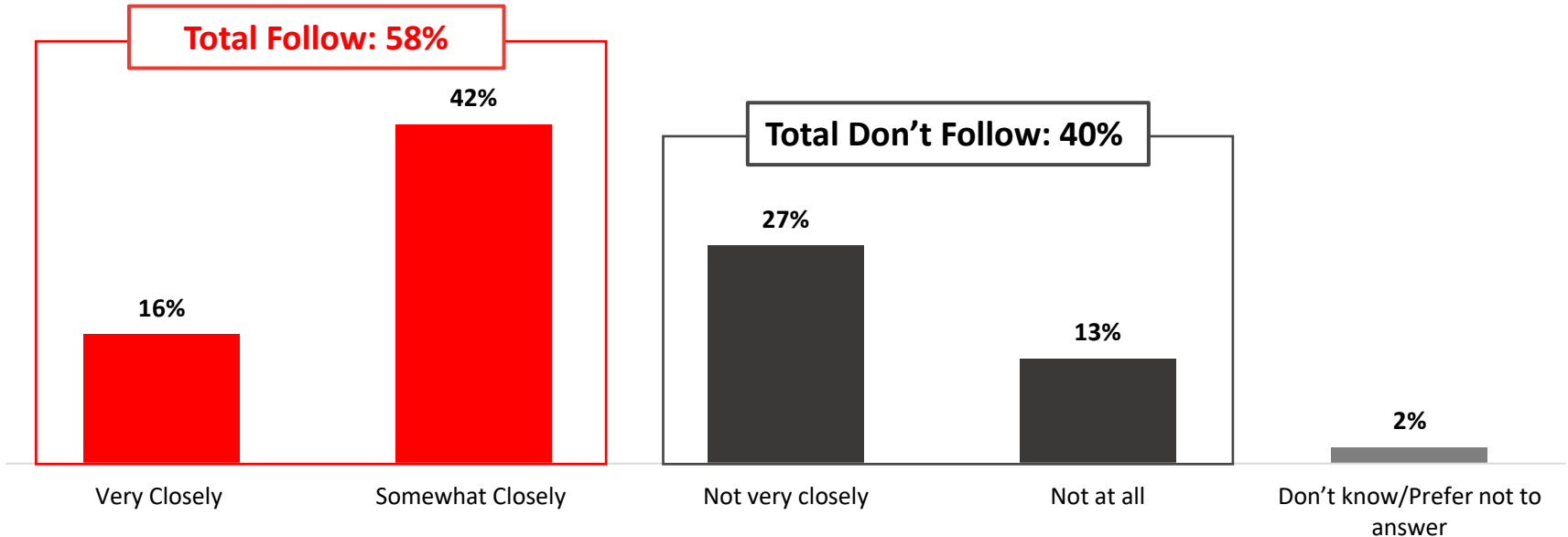
Detailed Results



News About the Middle East (1/2)

Q1. In general, how closely do you follow news about the Middle East?

Base: All respondents (n=1,548)



News About the Middle East (2/2)

Q1. In general, how closely do you follow news about the Middle East?

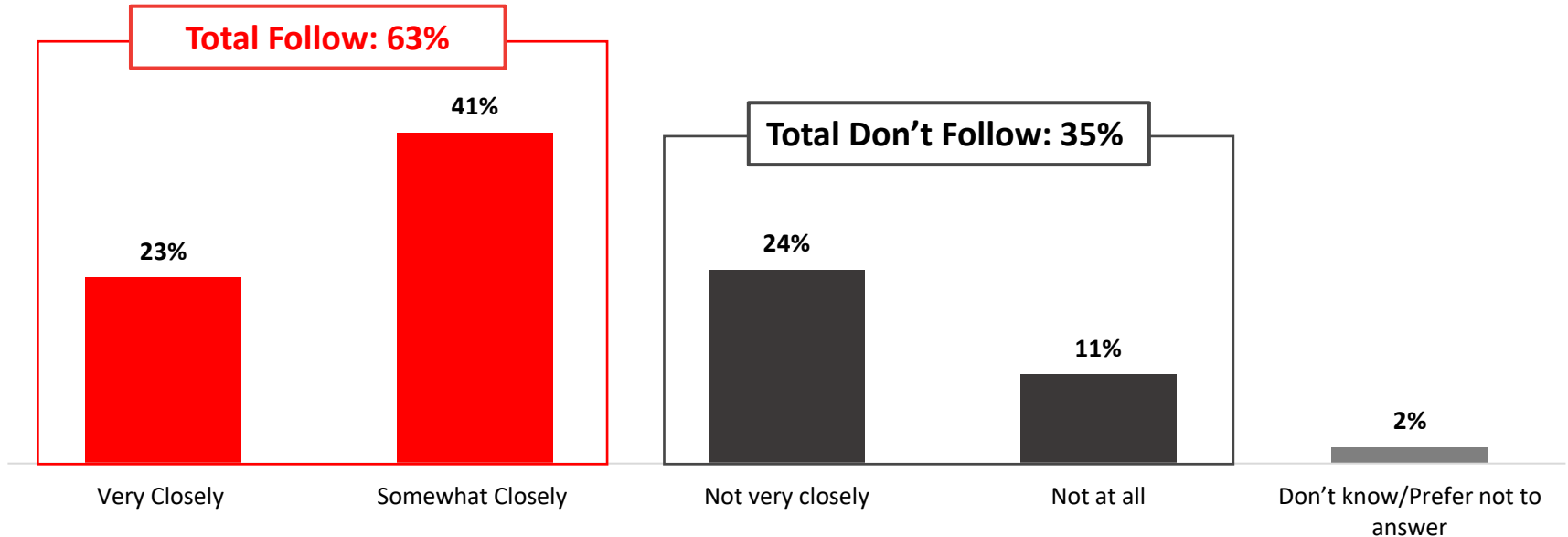
Base: All respondents

	Total Canada	ATL	QC	ON	MB/SK	AB	BC	18-34	35-54	55+	Male	Female
Weighted n=	1,548	104	358	600	99	171	216	411	499	638	754	794
Unweighted n=	1,548	100	417	615	126	130	160	332	553	663	765	783
Total Follow	58%	57%	50%	61%	54%	60%	60%	44%	52%	71%	70%	46%
Very Closely	16%	10%	15%	18%	10%	14%	21%	13%	13%	20%	22%	10%
Somewhat Closely	42%	47%	36%	44%	44%	46%	39%	31%	39%	51%	47%	36%
Total Don't Follow	40%	41%	48%	36%	44%	37%	37%	50%	45%	29%	28%	51%
Not very closely	27%	23%	31%	25%	29%	22%	30%	29%	31%	22%	20%	33%
Not at all	13%	18%	17%	12%	15%	15%	7%	22%	15%	6%	8%	18%
Don't know/Prefer not to answer	2%	2%	2%	3%	2%	3%	3%	6%	2%	1%	3%	2%

News on the Current Conflict in the Middle East (1/2)

Q2. How closely have you been following the events going on in Israel, more specifically in the Gaza Strip and West Bank, over the past week or so?

Base: All respondents (n=1,548)



News on the Current Conflict in the Middle East (2/2)

Q2. How closely have you been following the events going on in Israel, more specifically in the Gaza Strip and West Bank, over the past week or so?

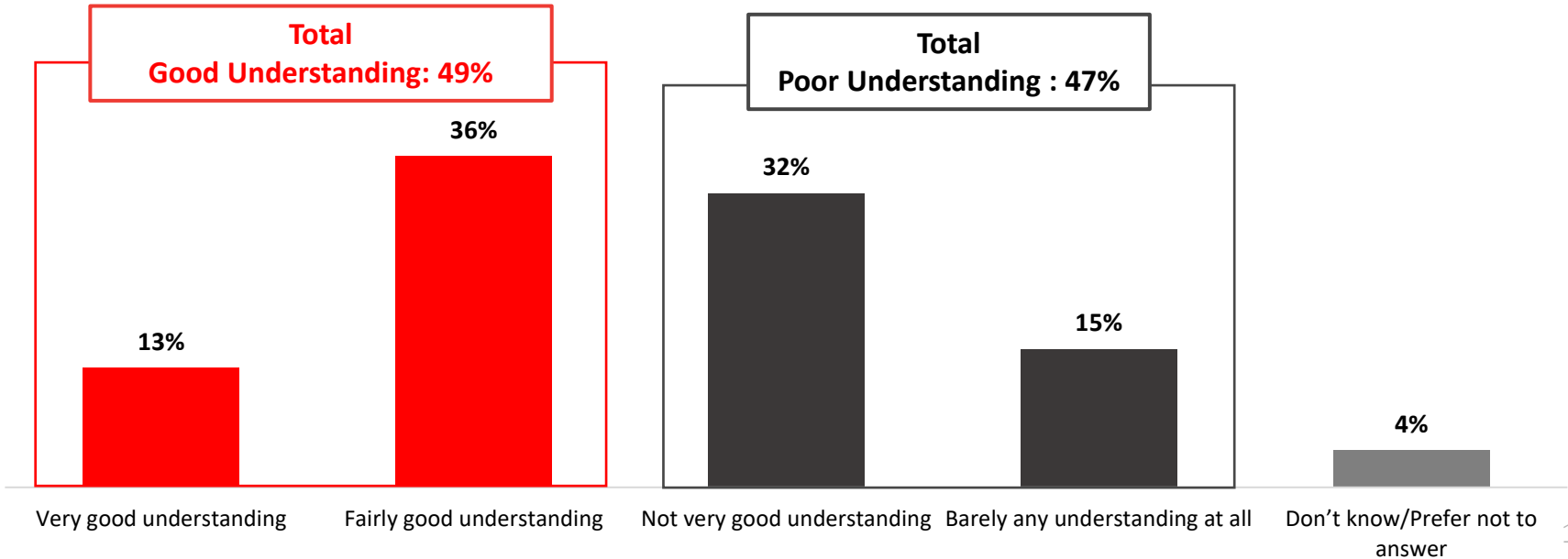
Base: All respondents

	Total Canada	ATL	QC	ON	MB/SK	AB	BC	18-34	35-54	55+	Male	Female
Weighted n=	1,548	104	358	600	99	171	216	411	499	638	754	794
Unweighted n=	1,548	100	417	615	126	130	160	332	553	663	765	783
Total Follow	63%	60%	59%	67%	59%	62%	66%	50%	57%	78%	73%	54%
Very Closely	23%	17%	21%	23%	13%	21%	31%	16%	18%	30%	30%	15%
Somewhat Closely	41%	43%	37%	44%	46%	41%	36%	33%	39%	47%	43%	39%
Total Don't Follow	35%	38%	40%	31%	38%	37%	32%	46%	41%	22%	25%	44%
Not very closely	24%	26%	27%	22%	24%	23%	26%	28%	29%	18%	19%	29%
Not at all	11%	12%	13%	9%	14%	15%	6%	19%	12%	4%	6%	15%
Don't know/Prefer not to answer	2%	2%	2%	2%	3%	1%	2%	4%	2%	0%	2%	2%

Understanding of the Conflict (1/2)

Q3. Do you feel you have a good understanding or not about the conflict between Israel and the Palestine?

Base: All respondents (n=1,548)



Understanding of the Conflict (2/2)

Q3. Do you feel you have a good understanding or not about the conflict between Israel and the Palestine?

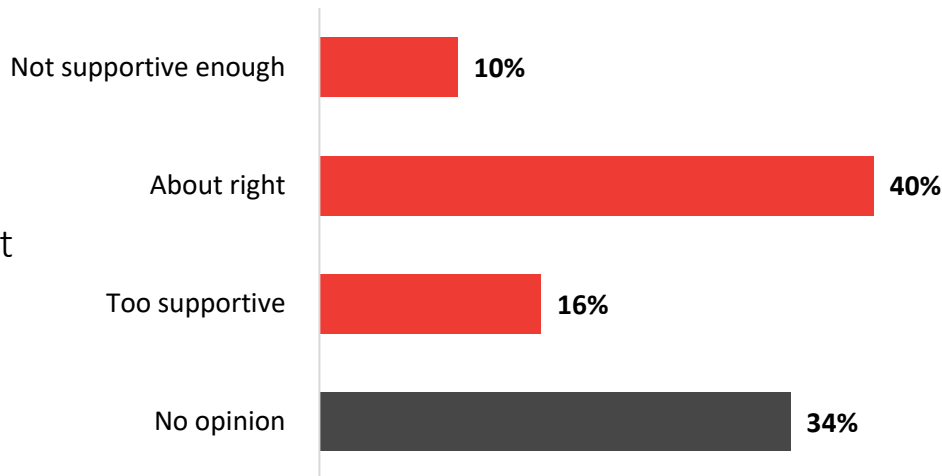
Base: All respondents

	Total Canada	ATL	QC	ON	MB/SK	AB	BC	18-34	35-54	55+	Male	Female	Have you been following the recent events in Israel?	
													Closely	Not Closely
Weighted n=	1,548	104	358	600	99	171	216	411	499	638	754	794	982	536
Unweighted n=	1,548	100	417	615	126	130	160	332	553	663	765	783	1,021	501
Total Good Understanding	49%	38%	44%	50%	49%	48%	61%	43%	43%	58%	60%	38%	70%	14%
Very good understanding	13%	11%	12%	13%	12%	13%	17%	13%	12%	14%	20%	7%	20%	2%
Fairly good understanding	36%	27%	32%	37%	37%	36%	44%	30%	31%	44%	41%	32%	50%	12%
Total Poor Understanding	47%	57%	50%	46%	50%	50%	36%	50%	53%	40%	36%	57%	30%	80%
Not very good understanding	32%	34%	33%	33%	29%	37%	25%	29%	36%	31%	27%	37%	28%	42%
Barely any understanding at all	15%	24%	17%	14%	21%	13%	10%	21%	17%	10%	9%	20%	2%	39%
Don't know/Prefer not to answer	4%	4%	6%	3%	1%	2%	4%	7%	4%	2%	3%	5%	0%	6%

Canada's Support of Israel

Q4. Thinking about the relationship between Canada and Israel, do you think Canada is not supportive enough of Israel, its support is about right, or it is too supportive of Israel?

Base: All respondents (n=1,548)

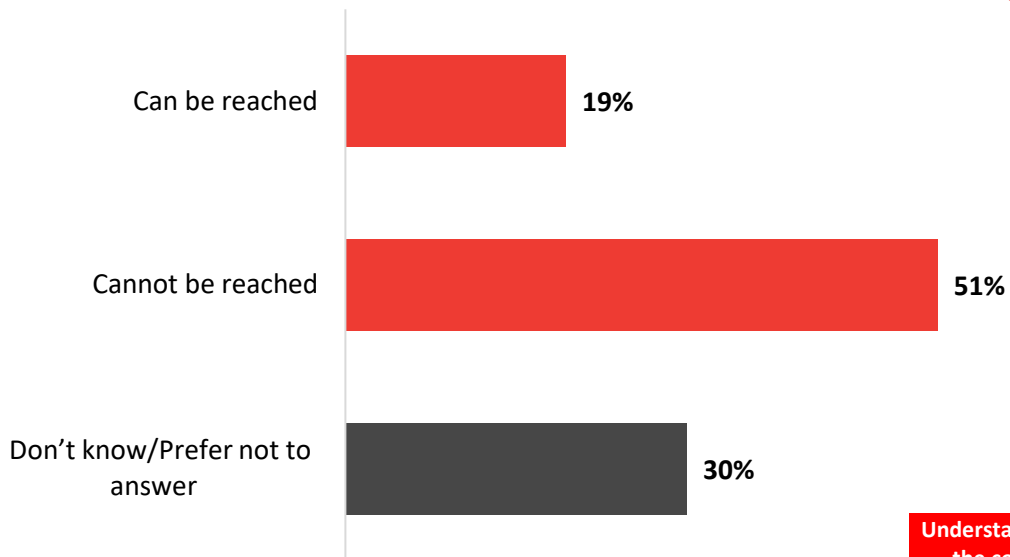


	Total Canada	ATL	QC	ON	MB/SK	AB	BC	18-34	35-54	55+	Male	Female	Understanding of the conflict between Israel and Palestine?	
													Good	Bad
Weighted n=	1,548	104	358	600	99	171	216	411	499	638	754	794	760	727
Unweighted n=	1,548	100	417	615	126	130	160	332	553	663	765	783	798	694
Not supportive enough	10%	9%	8%	8%	15%	11%	18%	9%	10%	11%	15%	6%	17%	4%
About right	40%	35%	39%	44%	34%	38%	39%	32%	35%	50%	45%	36%	51%	31%
Too supportive	16%	9%	16%	15%	15%	20%	14%	15%	16%	15%	16%	15%	18%	13%
No opinion	34%	47%	36%	32%	36%	31%	30%	44%	39%	24%	25%	43%	14%	52%

Peace in the Middle East

Q5. Do you believe that lasting peace between Israelis and Palestinians can or cannot be reached in the future?

Base: All respondents (n=1,548)



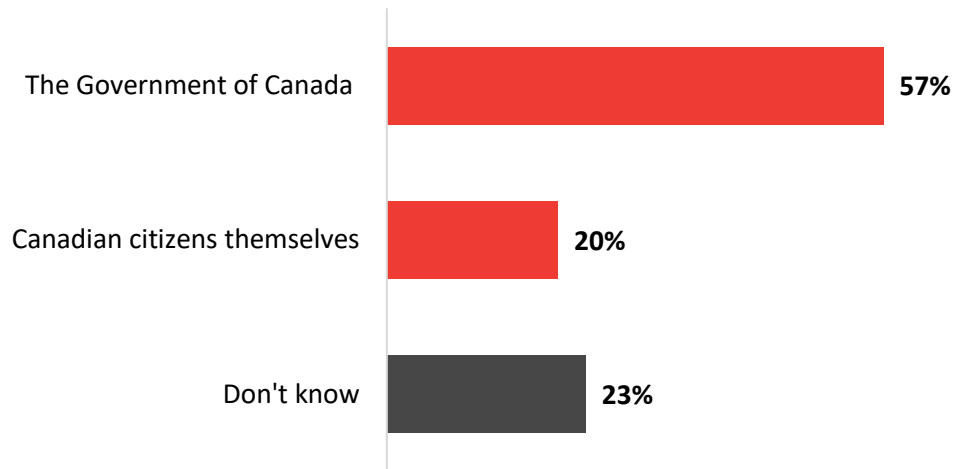
Understanding of the conflict between Israel and Palestine?

	Total Canada	ATL	QC	ON	MB/SK	AB	BC	18-34	35-54	55+	Male	Female	Good	Bad
Weighted n=	1,548	104	358	600	99	171	216	411	499	638	754	794	760	727
Unweighted n=	1,548	100	417	615	126	130	160	332	553	663	765	783	798	694
Can be reached	19%	22%	14%	23%	20%	18%	16%	31%	19%	12%	20%	19%	22%	17%
Cannot be reached	51%	46%	60%	48%	46%	50%	53%	35%	50%	63%	59%	44%	62%	44%
Don't know/Prefer not to answer	30%	32%	27%	29%	34%	31%	31%	34%	32%	25%	21%	37%	16%	39%

Responsibility for Evacuation

Q6. In your opinion, who is responsible for repatriating Canadian citizens currently in the conflict zone?

Base: All respondents (n=1,548)

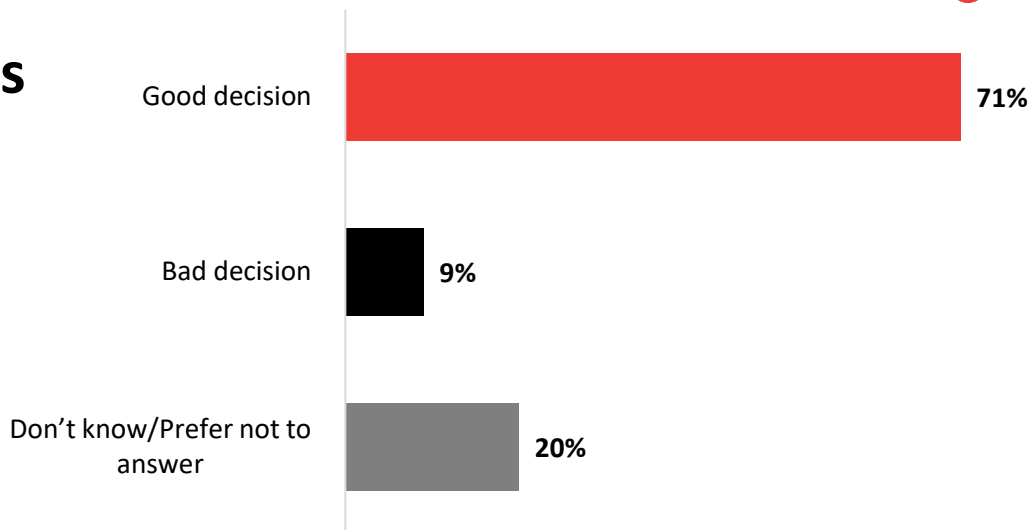


	Total Canada	ATL	QC	ON	MB/SK	AB	BC	18-34	35-54	55+	Male	Female
Weighted n=	1,548	104	358	600	99	171	216	411	499	638	754	794
Unweighted n=	1,548	100	417	615	126	130	160	332	553	663	765	783
The Government of Canada	57%	54%	68%	54%	54%	55%	53%	60%	56%	57%	59%	56%
Canadian citizens themselves	20%	13%	17%	20%	18%	24%	24%	9%	19%	27%	24%	15%
Don't know	23%	33%	14%	26%	29%	22%	23%	31%	25%	16%	17%	29%

Decision to Evacuate Citizens

Q7. The Canadian Government has decided to airlift Canadian citizens currently in the conflict zones. In the current context, do you feel this is a good or bad decision?

Base: All respondents (n=1,548)



	Total Canada	ATL	QC	ON	MB/SK	AB	BC	18-34	35-54	55+	Male	Female
Weighted n=	1,548	104	358	600	99	171	216	411	499	638	754	794
Unweighted n=	1,548	100	417	615	126	130	160	332	553	663	765	783
Good decision	71%	71%	79%	66%	66%	70%	76%	65%	70%	76%	72%	71%
Bad decision	9%	10%	6%	9%	13%	11%	10%	10%	9%	8%	12%	6%
Don't know/Prefer not to answer	20%	19%	15%	25%	21%	20%	14%	25%	21%	16%	16%	23%

REPORT

Detailed Methodology



Weighted and Unweighted Sample (1/2)

The table below presents the Canadian geographic distribution of respondents before weighting.

	Unweighted	Weighted
Province	1,548	1,548
British Columbia	160	216
Alberta	130	171
Manitoba/Saskatchewan	126	99
Ontario	615	600
Quebec	417	358
Atlantic	100	104

Weighted and Unweighted Sample (2/2)

The following tables present the demographic distribution of respondents according to gender, age and language (mother tongue) for Canada.

The table below presents the Canadian geographic distribution of respondents before weighting.

	Unweighted	Weighted
Gender	1,548	1,548
Male	754	765
Female	783	794
Age	1,548	1,548
18 to 34	332	411
35 to 54	553	499
55+	663	638
Language (Mother tongue)	1,548	1,548
English	1,072	989
French	369	306
Other	186	166

Our Services

- **Leger**
Marketing research and polling
- **Customer Experience (CX)**
Strategic and operational customer experience consulting services
- **Leger Analytics (LEA)**
Data modelling and analysis
- **Leger Opinion (LEO)**
Panel management
- **Leger Communities**
Online community management
- **Leger Digital**
Digital strategy and user experience
- **International Research**
Worldwide Independent Network (WIN)

600

EMPLOYEES



185

CONSULTANTS



8

OFFICES

MONTREAL | QUEBEC CITY | TORONTO | WINNIPEG
EDMONTON | CALGARY | VANCOUVER | NEW YORK

Our Commitments to Quality



Leger is a member of the [Canadian Research Insights Council \(CRIC\)](#), the industry association for the market/survey/insights research industry.



Leger is a member of [ESOMAR](#) (European Society for Opinion and Market Research), the global association of opinion polls and marketing research professionals. As such, Leger is committed to applying the [international ICC/ESOMAR](#) code of Market, Opinion and Social Research and Data Analytics.



Leger is also a member of the [Insights Association](#), the American Association of Marketing Research Analytics.



Leger is a sponsor of [CAIP Canada](#), Canada's professional body for Certified Analytics and Insights Professionals who uphold CRIC's marketing research and public opinion research standards. CAIP Canada is globally endorsed by ESOMAR and the MRII/University of Georgia.