

Leger

REPORT

Immigration and Middle East Conflict

Survey of Canadians



THE
CANADIAN
PRESS

DATE 2024-01-30



Methodology



Method

Online survey among respondents 18 years of age or older.

(Canadian sample: n= 1,579).

Respondents had the option of completing the survey in English or in French and were randomly recruited using LEO's online panel.



When

January 26 to
January 28, 2024



Margin of error

For comparison purposes, a probability sample of this size yields a margin of error no greater than $\pm 2.47\%$, (19 times out of 20) for the Canadian sample.



Weighting

Results were weighted according to **age, gender, mother tongue, region, education and presence of children in the household** in order to ensure a representative sample of the Canadian population.

Methodology



Significant differences

Data in bold **red** characters indicate a significantly lower proportion than that of other respondents. Conversely, data in bold **green** characters indicate a significantly higher proportion than that of other respondents.



Rounded data

The numbers presented have been rounded up. However, the numbers before rounding were used to calculate the sums presented and might therefore not correspond to the manual addition of these numbers.



Questions

Have questions about the data presented in this report? Please contact Christian Bourque, Executive Vice-President, Eastern Canada at the following e-mail addresses: cbourque@leger360.com

A more detailed methodology is presented in the Appendix.

Methodology

Leger is the polling firm that has presented the most accurate election survey data, on average, over the last ten years in Canada. During the last federal election in 2021, Leger was once again **the most accurate firm in the country**. This accuracy is attributed to the quality of the LEO panel and rigorous application of methodological rules by Leger's 600 employees, including 200 professionals in Leger's eight offices across Canada (Montreal, Toronto, Quebec City, Winnipeg, Calgary, Edmonton and Vancouver) and in the United States (New York).

Poll aggregator 338Canada.com gave Leger the highest rating among all polling firms in Canada for the accuracy of its studies. See <https://338canada.com/pollster-ratings.htm>

2021 CANADIAN FEDERAL ELECTION



LEGER SURVEY

Published in *Le Journal de Montréal*
and *The National Post/Postmedia*
September 18, 2021

OFFICIAL RESULTS

2021 Canadian Federal Election*

33%	32%	19%	7%	6%	2%
33.7%	32.6%	17.8%	7.7%	5.0%	2.3%

Key Highlights (1/2)

From January 21 to 26, 2024, we conducted a survey among Canadians to assess their awareness of the case before the International Court of Justice concerning the ongoing Israel-Hamas conflict. We also sought their perspectives and opinions on the issue.

Some of the key highlights of our survey about the Israel-Hamas conflict and Immigration in Canada include...

- Half of Canadians (52%) have heard about the case file by South Africa in the International Court of Justice against the state of Israel, accusing it of genocide in the current Israel-Hamas conflict, and about a third (30%) have heard about the Canada's response to this case file.
- Opinion on the government of Canada's response, which stated that Israel is not committing genocide in the Gaza Strip as stated by South Africa, is divided. A third of Canadians (34%) think that this response is appropriate, while 35% think it is inappropriate and 31% don't know or refuse to answer.
- 43% of Canadians agree that Israel is committing genocide in the Gaza Strip, while a third (31%) disagree with that statement. Quebecers (51%) and Canadians aged 18 to 34 years old (50%) are more likely to agree with the statement.



Key Highlights (2/2)

- Most Canadians think that the current visa allocations by the Canadian government for Ukrainian residents, Palestinians in Gaza, temporary workers, and foreign students should either remain the same or be reduced. Yet, 29% support increased visas for Ukrainians, 25% for Palestinians, 23% for temporary workers, and 14% for foreign students. Notably, Conservative voters tend to favour a reduction in visa numbers across all surveyed groups.
- A third of Canadians (32%) are aware that the government of Canada has announced the opening of a new temporary resident pathway for Palestinians in Gaza who already have family in Canada, while 60% were not aware of that decision.
- 40% of Canadians think the new temporary resident pathway for Palestinians is a good idea, while 34% think it is a bad idea. Liberal voters are more likely to think this is a good idea (64%), while conservative voters are more likely to think this is a bad idea (54%).



REPORT

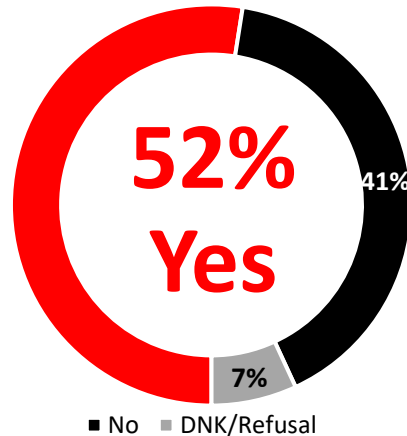
Detailed Results



Awareness of the ICJ Case on Israel-Hamas Conflict

Q1. Have you read, heard or seen anything regarding the case file by South Africa in the International Court of Justice against the State of Israel, accusing it of genocide in the current Israel-Hamas conflict?

Base: All respondents (n=1,579)

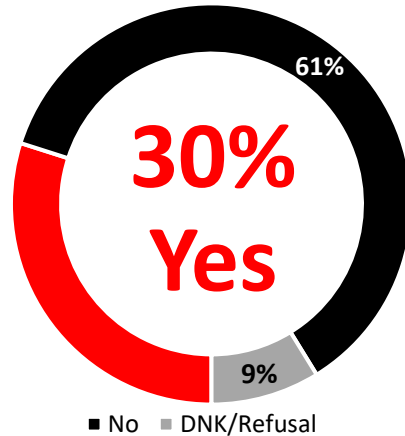


	Total Canada	ATL	QC	ON	MB/SK	AB	BC	Male	Female	18-34	35-54	55+	Urban	Sub-Urban	Rural
Weighted n=	1,579	106	365	612	102	174	220	771	808	422	509	649	638	646	273
Unweighted n=	1,579	105	420	628	131	133	162	785	794	399	569	611	680	604	277
Yes	52%	43%	53%	59%	47%	42%	50%	64%	42%	41%	44%	66%	54%	54%	48%
No	41%	49%	42%	35%	44%	46%	43%	31%	49%	50%	48%	28%	41%	39%	43%
I don't know	7%	8%	5%	6%	9%	12%	7%	5%	9%	8%	8%	5%	5%	7%	8%

Awareness of Canada's Response to the Case

Q2. And, have you read, heard or seen anything regarding the Government of Canada's response to this case file by South Africa in the International Court of Justice?

Base: All respondents (n=1,579)

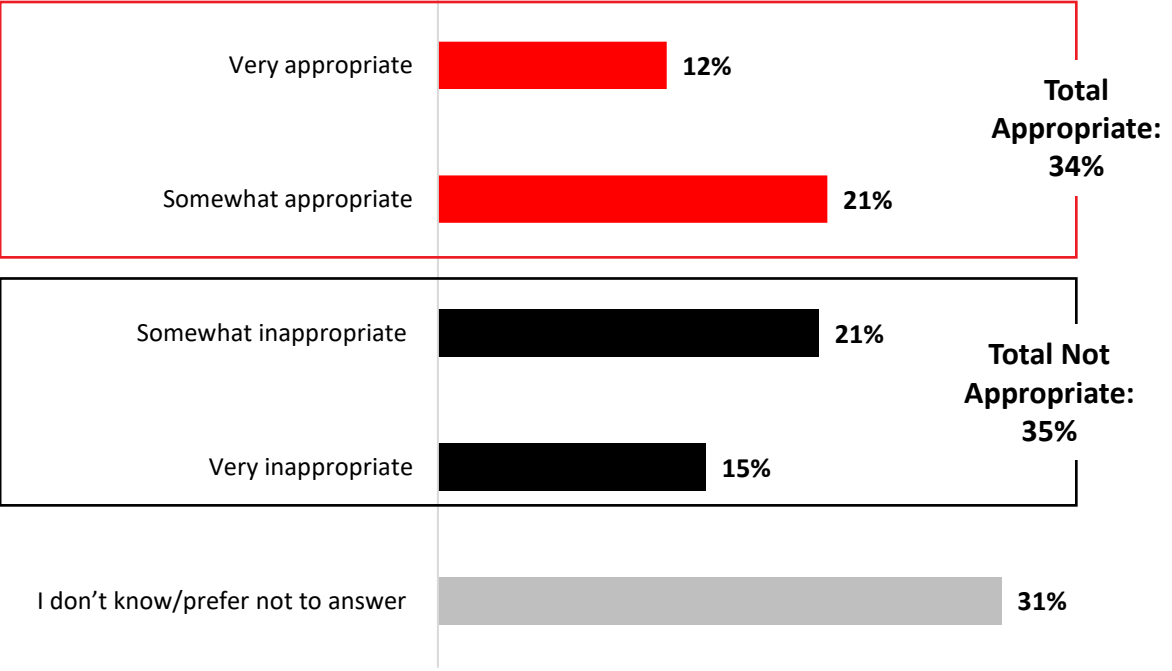


	Total Canada	ATL	QC	ON	MB/SK	AB	BC	Male	Female	18-34	35-54	55+	Urban	Sub-Urban	Rural
Weighted n=	1,579	106	365	612	102	174	220	771	808	422	509	649	638	646	273
Unweighted n=	1,579	105	420	628	131	133	162	785	794	399	569	611	680	604	277
Yes	30%	28%	25%	34%	31%	30%	28%	38%	23%	25%	24%	38%	33%	29%	27%
No	61%	64%	67%	58%	58%	59%	64%	56%	67%	66%	66%	54%	60%	61%	64%
I don't know	9%	8%	8%	9%	11%	11%	8%	7%	11%	9%	10%	8%	7%	10%	9%

Evaluation of Canada’s Response to the Case (1/2)

Q3. To summarize, the Government of Canada’s response to the filing of the court is: “While Canada supports the International Court of Justice, it rejects the South African premise that Israel is committing genocide in the Gaza Strip.” Do you feel this response by the Government of Canada is ...

Base: All respondents (n=1,579)



Evaluation of Canada's Response to the Case (2/2)

Q3. To summarize, the Government of Canada's response to the filing of the court is: "While Canada supports the International Court of Justice, it rejects the South African premise that Israel is committing genocide in the Gaza Strip." Do you feel this response by the Government of Canada is ...

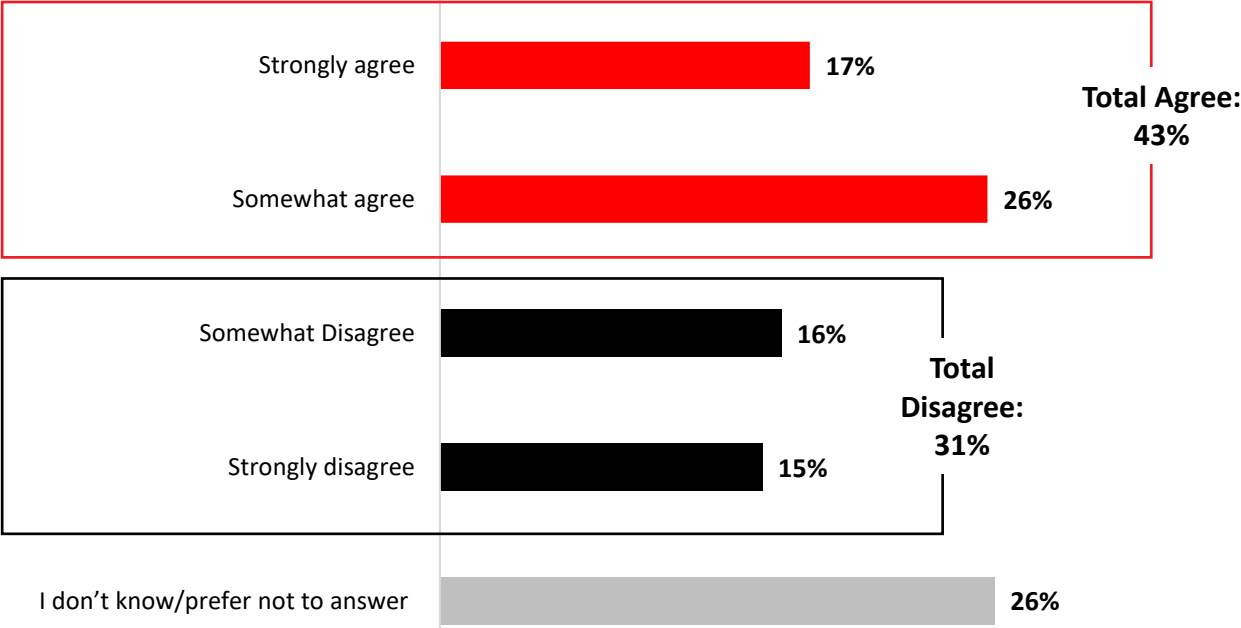
Base: All respondents

	Total Canada	ATL	QC	ON	MB/SK	AB	BC	Male	Female	18-34	35-54	55+	Urban	Sub-Urban	Rural
Weighted n=	1,579	106	365	612	102	174	220	771	808	422	509	649	638	646	273
Unweighted n=	1,579	105	420	628	131	133	162	785	794	399	569	611	680	604	277
Total Appropriate	34%	34%	28%	35%	33%	41%	35%	41%	27%	25%	31%	41%	33%	35%	34%
Very Appropriate	12%	17%	10%	12%	16%	13%	13%	16%	9%	7%	13%	16%	10%	14%	14%
Somewhat Appropriate	21%	18%	18%	22%	17%	28%	22%	25%	18%	18%	18%	26%	23%	20%	20%
Total Not Appropriate	35%	29%	40%	35%	31%	31%	38%	36%	35%	40%	35%	33%	38%	35%	31%
Somewhat Inappropriate	21%	20%	27%	19%	17%	22%	18%	21%	21%	22%	20%	20%	20%	22%	22%
Very Inappropriate	15%	9%	13%	16%	14%	9%	20%	15%	14%	18%	15%	12%	18%	14%	10%
Don't know/refusal	31%	37%	32%	31%	36%	28%	27%	23%	38%	35%	34%	26%	28%	30%	35%

Public Perception on the Gaza Situation as Genocide (1/2)

Q4. And, according to how you define what constitutes a “genocide”, do you agree or disagree that Israel is committing “genocide” in the Gaza Strip?

Base: All respondents (n=1,579)



Public Perception on the Gaza Situation as Genocide (2/2)

Q4. And, according to how you define what constitutes a “genocide”, do you agree or disagree that Israel is committing “genocide” in the Gaza Strip?

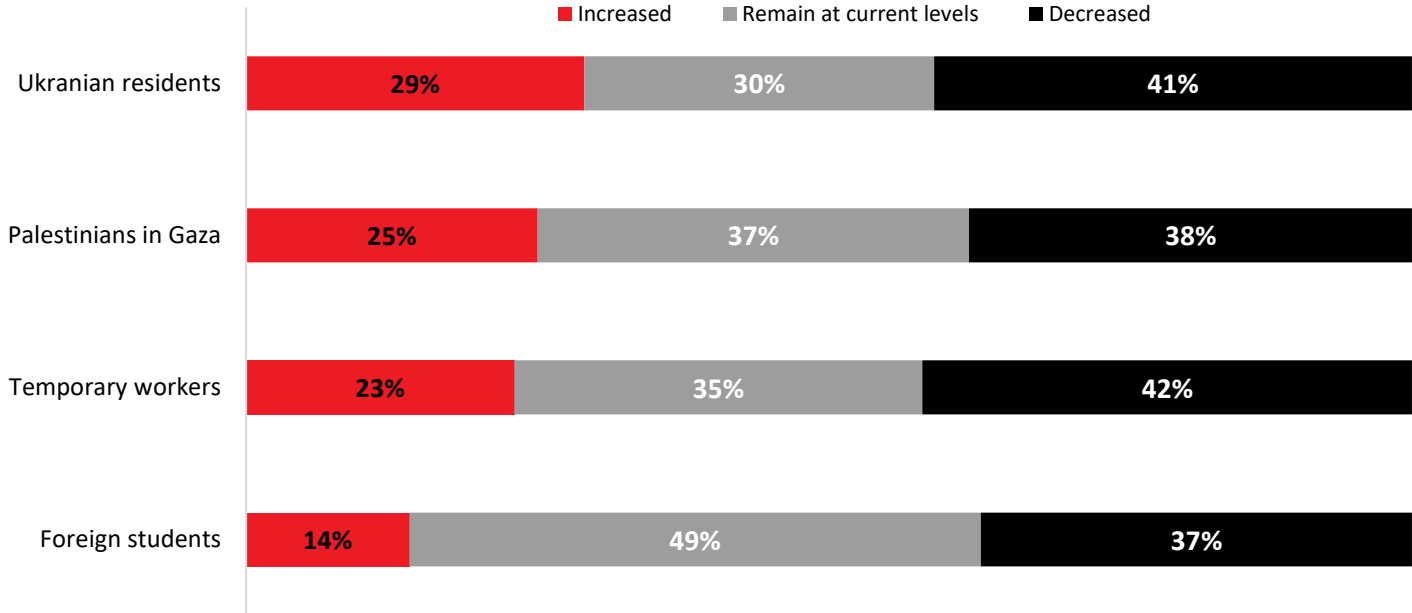
Base: All respondents

	Total Canada	ATL	QC	ON	MB/SK	AB	BC	Male	Female	18-34	35-54	55+	Urban	Sub-Urban	Rural
Weighted n=	1,579	106	365	612	102	174	220	771	808	422	509	649	638	646	273
Unweighted n=	1,579	105	420	628	131	133	162	785	794	399	569	611	680	604	277
Total Agree	43%	39%	51%	41%	39%	38%	42%	43%	42%	50%	40%	41%	46%	42%	40%
Strongly agree	17%	11%	18%	18%	17%	15%	19%	18%	16%	24%	16%	14%	20%	16%	14%
Somewhat agree	26%	28%	32%	23%	23%	24%	23%	25%	26%	26%	24%	27%	26%	26%	26%
Total Disagree	31%	31%	25%	31%	35%	38%	33%	37%	25%	21%	29%	39%	30%	33%	30%
Somewhat Disagree	16%	17%	13%	14%	15%	25%	19%	18%	14%	15%	16%	16%	17%	16%	13%
Strongly disagree	15%	14%	12%	17%	20%	13%	14%	20%	11%	6%	13%	22%	13%	17%	17%
Don't know/refusal	26%	30%	24%	27%	25%	24%	25%	19%	32%	29%	31%	20%	24%	25%	30%

Opinion on Visa Allocations (1/2)

Q5. Each year, the Government of Canada may decide to issue temporary visas to different categories of citizens who want to come to Canada. In your view, should the number of visas granted by Canada be increased, decreased or remain at current levels for the following populations:

Base: All respondents (n=1,579)



Opinion on Visa Allocations (2/2)

Q5. Each year, the Government of Canada may decide to issue temporary visas to different categories of citizens who want to come to Canada. In your view, should the number of visas granted by Canada be increased, decreased or remain at current levels for the following populations:

Base: All respondents



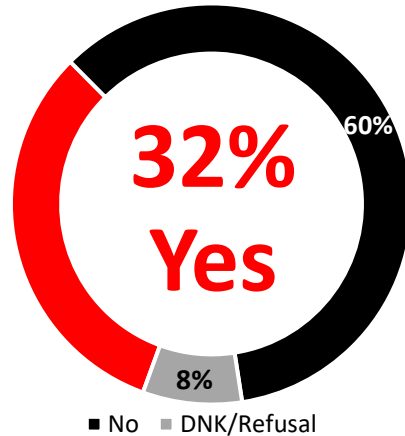
	TOTAL Canada	CPC	LPC	NDP	BQ	GPC	PPC
Weighted n=	1,579	508	314	251	98	62	28*
Unweighted n=	1,579	483	330	245	108	69	29*
Ukrainian residents							
Increased	29%	23%	38%	34%	38%	41%	25%
Decreased	30%	41%	21%	14%	24%	23%	70%
Remain at current levels	41%	36%	41%	52%	38%	37%	5%
Palestinians in Gaza							
Increased	25%	14%	37%	37%	24%	38%	17%
Decreased	37%	55%	23%	20%	38%	23%	72%
Remain at current levels	38%	31%	40%	43%	38%	39%	12%
Temporary workers							
Increased	23%	18%	32%	23%	27%	27%	28%
Decreased	35%	48%	20%	27%	37%	37%	51%
Remain at current levels	42%	34%	48%	51%	36%	35%	21%
Foreign students							
Increased	14%	13%	16%	12%	13%	21%	16%
Decreased	49%	60%	46%	38%	56%	41%	71%
Remain at current levels	37%	27%	39%	50%	31%	38%	13%

*Given the small number of respondents (n<30) data are presented for illustrative purposes only.

Awareness of Canada's Temporary Residency for Palestinians

Q6. Were you aware that the Government of Canada had announced the opening of a new temporary resident pathway for Palestinians in Gaza who already have family in Canada?

Base: All respondents (n=1,579)

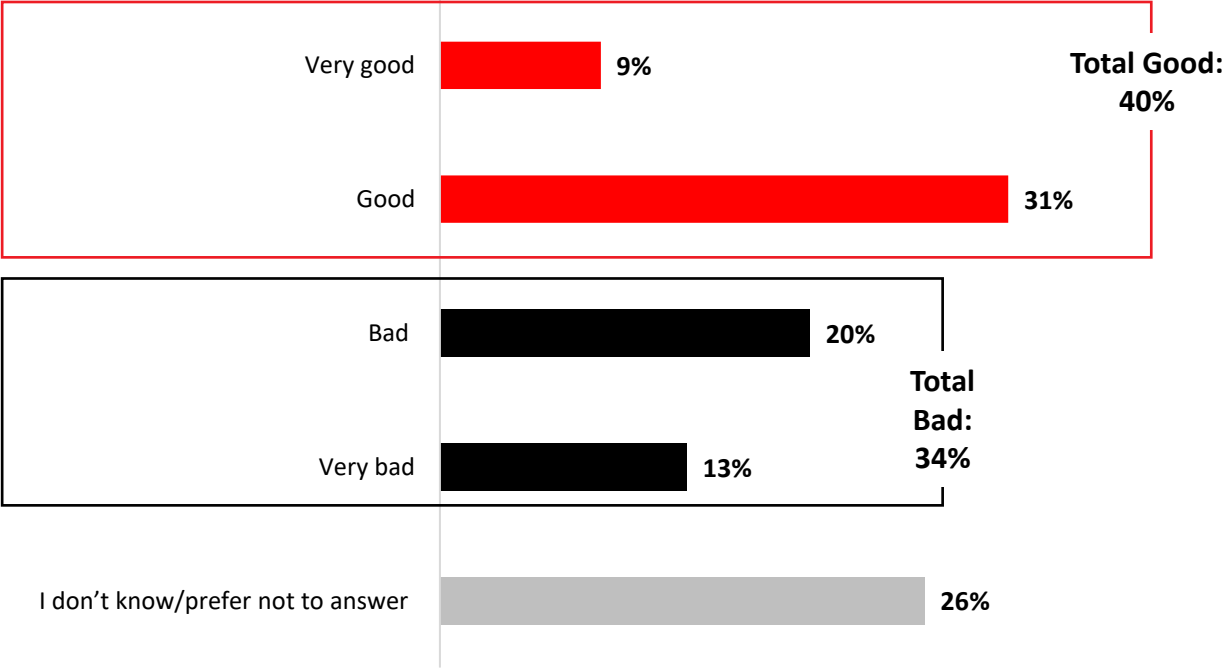


	Total Canada	ATL	QC	ON	MB/SK	AB	BC	Male	Female	18-34	35-54	55+	Urban	Sub-Urban	Rural
Weighted n=	1,579	106	365	612	102	174	220	771	808	422	509	649	638	646	273
Unweighted n=	1,579	105	420	628	131	133	162	785	794	399	569	611	680	604	277
Yes	32%	24%	21%	40%	32%	32%	31%	38%	26%	26%	24%	42%	35%	32%	28%
No	60%	72%	73%	50%	60%	61%	61%	55%	65%	63%	67%	53%	58%	61%	63%
I don't know	8%	4%	7%	10%	7%	6%	8%	7%	8%	11%	9%	5%	7%	8%	9%

Opinion on the temporary resident pathway for Palestinians (1/3)

Q7. In your view, is that a good or bad decision by the Government of Canada?

Base: All respondents (n=1,579)



Opinion on the temporary resident pathway for Palestinians (2/3)

Q7. In your view, is that a good or bad decision by the Government of Canada?







Base: All respondents

	Total Canada	ATL	QC	ON	MB/SK	AB	BC	Male	Female	18-34	35-54	55+	Urban	Sub-Urban	Rural
Weighted n=	1,579	106	365	612	102	174	220	771	808	422	509	649	638	646	273
Unweighted n=	1,579	105	420	628	131	133	162	785	794	399	569	611	680	604	277
Total Good	40%	31%	39%	39%	44%	42%	45%	42%	38%	46%	36%	39%	43%	41%	32%
Very good	9%	7%	10%	9%	5%	10%	8%	11%	7%	10%	9%	8%	10%	9%	8%
Good	31%	24%	29%	30%	39%	32%	36%	31%	31%	36%	27%	31%	33%	33%	25%
Total Bad	34%	41%	30%	34%	37%	36%	32%	38%	30%	28%	36%	36%	33%	36%	31%
Bad	20%	29%	20%	19%	22%	21%	19%	22%	19%	19%	20%	21%	19%	22%	18%
Very bad	13%	12%	11%	15%	15%	15%	13%	16%	11%	9%	16%	14%	13%	14%	13%
Don't know/refusal	26%	28%	31%	27%	19%	22%	23%	20%	32%	26%	28%	25%	25%	23%	36%

Opinion on the temporary resident pathway for Palestinians (3/3)

Q7. In your view, is that a good or bad decision by the Government of Canada?

Base: All respondents

							
	TOTAL Canada	CPC	LPC	NDP	BQ	GPC	PPC
Weighted n=	1,579	508	314	251	98	62	28*
Unweighted n=	1,579	483	330	245	108	69	29*
Total Good	40%	27%	64%	51%	39%	39%	29%
Very good	9%	4%	19%	13%	14%	6%	3%
Good	31%	22%	45%	38%	26%	33%	26%
Total Bad	34%	54%	15%	22%	36%	36%	62%
Bad	20%	28%	13%	17%	23%	31%	33%
Very bad	13%	26%	1%	5%	13%	5%	29%
Don't know/refusal	26%	20%	22%	27%	25%	25%	9%

*Given the small number of respondents (n<30) data are presented for illustrative purposes only.

REPORT

Detailed Methodology



Weighted and Unweighted Sample (1/2)

The table below presents the Canadian geographic distribution of respondents before weighting.

	Unweighted	Weighted
Province	1,579	1,579
British Columbia	162	220
Alberta	133	174
Manitoba/Saskatchewan	131	102
Ontario	628	612
Quebec	420	365
Atlantic	105	106

Weighted and Unweighted Sample (2/2)

The following tables present the demographic distribution of respondents according to gender, age and language (mother tongue) for Canada.

The table below presents the Canadian geographic distribution of respondents before weighting.

	Unweighted	Weighted
Gender	1,579	1,579
Male	785	771
Female	794	808
Age	1,579	1,579
18 to 34	399	422
35 to 54	569	509
55+	611	649
Language (Mother tongue)	1,579	1,579
English	997	1,053
French	363	312
Other	219	214

Our Services

- **Leger**
Marketing research and polling
- **Customer Experience (CX)**
Strategic and operational customer experience consulting services
- **Leger Analytics (LEA)**
Data modelling and analysis
- **Leger Opinion (LEO)**
Panel management
- **Leger Communities**
Online community management
- **Leger Digital**
Digital strategy and user experience
- **International Research**
Worldwide Independent Network (WIN)

600

EMPLOYEES



185

CONSULTANTS



8

OFFICES

MONTREAL | QUEBEC CITY | TORONTO | WINNIPEG
EDMONTON | CALGARY | VANCOUVER | NEW YORK

Our Commitments to Quality



Leger is a member of the [Canadian Research Insights Council \(CRIC\)](#), the industry association for the market/survey/insights research industry.



Leger is a member of [ESOMAR](#) (European Society for Opinion and Market Research), the global association of opinion polls and marketing research professionals. As such, Leger is committed to applying the [international ICC/ESOMAR](#) code of Market, Opinion and Social Research and Data Analytics.



Leger is also a member of the [Insights Association](#), the American Association of Marketing Research Analytics.



Leger is a sponsor of [CAIP Canada](#), Canada's professional body for Certified Analytics and Insights Professionals who uphold CRIC's marketing research and public opinion research standards. CAIP Canada is globally endorsed by ESOMAR and the MRII/University of Georgia.