

---

NORTH AMERICAN TRACKER

# Leger

June 13<sup>th</sup>, 2022  
E D I T I O N

# METHODOLOGICAL APPROACH

## METHODOLOGY



Leger, the largest Canadian-owned polling and marketing research firm, conducted this web survey with a representative sample of **1,006 Americans**, over the age of 18, selected from LEO's (Leger Opinion) representative panel. Data collection took place from **June 10<sup>th</sup> 2022, to June 12<sup>th</sup> 2022**, via Computer-Assisted Web Interviewing technology (CAWI).

Using 2010 U.S. Census reference variables, the American data was then analyzed and weighted by our statisticians according to gender, age, region, race/ethnicity, household size and education level in order to render a representative sample of the general population.

**BIDEN  
HARRIS**



**Leger**

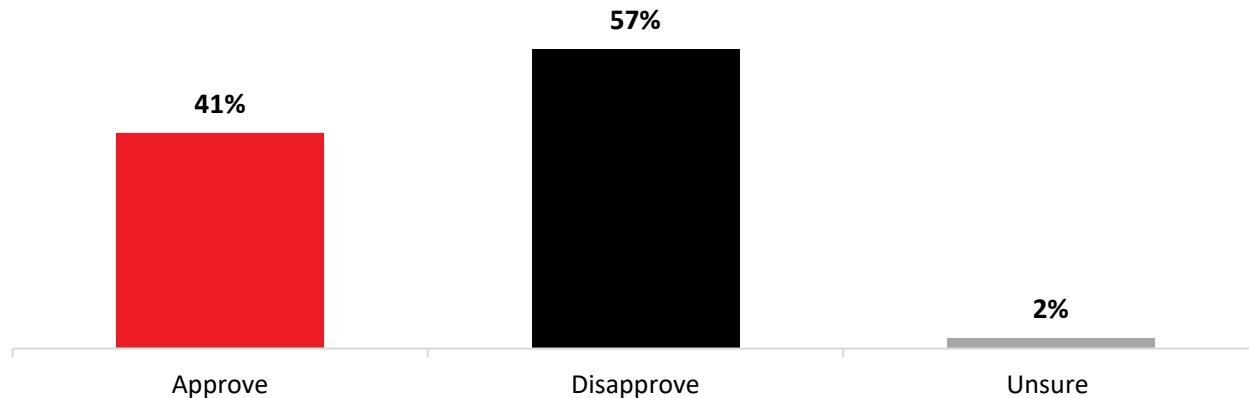
**JOE BIDEN AND KAMALA  
HARRIS' APPROVAL RATING**

# BIDEN'S APPROVAL RATING (1/2)

CTC631T. Overall, do you approve or disapprove of the way Joe Biden is handling his job as president?

*In the event a respondent had no opinion, the following prompting question was asked:* Even if you have not yet made up your mind, do you tend to approve or disapprove the way Joe Biden is handling his job as president?

Base: All respondents (n=1,006)



# BIDEN'S APPROVAL RATING (2/2)

CTC631T. Overall, do you approve or disapprove of the way Joe Biden is handling his job as president?

*In the event a respondent had no opinion, the following prompting question was asked:* Even if you have not yet made up your mind, do you tend to approve or disapprove the way Joe Biden is handling his job as president?

Base: All respondents

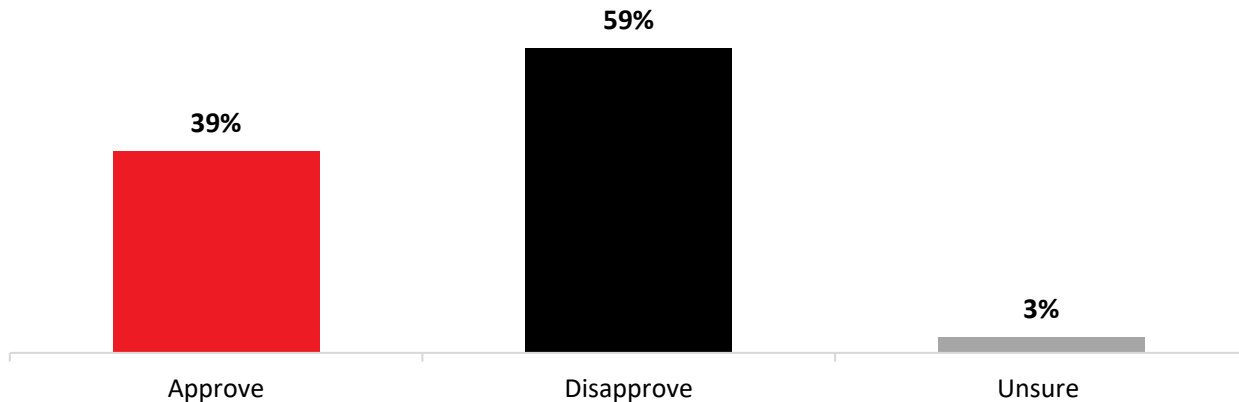
	TOTAL USA	North-East	Mid-West	South	West	18-34	35-54	55+	Male	Female	Voted for Trump	Voted for Biden	Voted for other	TOTAL June 2 <sup>nd</sup>	Gap
Weighted n=	1006	180	218	373	234	236	412	358	489	517	373	405	16	1005	
Unweighted n=	1006	177	218	335	276	151	393	462	501	505	355	437	36	1005	
Approve	<b>41%</b>	39%	36%	42%	45%	44%	43%	37%	43%	38%	9%	77%	28%	41%	-
Disapprove	<b>57%</b>	59%	61%	56%	53%	51%	55%	63%	55%	59%	91%	23%	72%	57%	-
Unsure	<b>2%</b>	2%	3%	2%	2%	5%	2%	1%	1%	3%	0%	0%	0%	2%	-

# HARRIS' APPROVAL RATING (1/2)

CTC632T. Overall, do you approve or disapprove of the way Kamala Harris is handling her job as vice president?

*In the event a respondent had no opinion, the following prompting question was asked:* Even if you have not yet made up your mind, do you tend to approve or disapprove the way Kamala Harris is handling her job as vice president?

Base: All respondents (n=1,006)



# HARRIS' APPROVAL RATING (2/2)

CTC632T. Overall, do you approve or disapprove of the way Kamala Harris is handling her job as vice president?

*In the event a respondent had no opinion, the following prompting question was asked:* Even if you have not yet made up your mind, do you tend to approve or disapprove the way Kamala Harris is handling her job as vice president?

Base: All respondents

	TOTAL USA	North-East	Mid-West	South	West	18-34	35-54	55+	Male	Female	Voted for Trump	Voted for Biden	Voted for other	TOTAL June 2 <sup>nd</sup>	Gap
Weighted n =	1006	180	218	373	234	236	412	358	489	517	373	405	16	1005	
Unweighted n =	1006	177	218	335	276	151	393	462	501	505	355	437	36	1005	
Approve	<b>39%</b>	38%	35%	39%	42%	41%	40%	35%	38%	39%	9%	73%	21%	<b>40%</b>	-1
Disapprove	<b>59%</b>	60%	62%	59%	55%	54%	57%	64%	61%	57%	91%	26%	79%	<b>58%</b>	+1
Unsure	<b>3%</b>	3%	3%	2%	3%	5%	3%	1%	1%	4%	0%	1%	0%	<b>2%</b>	+1

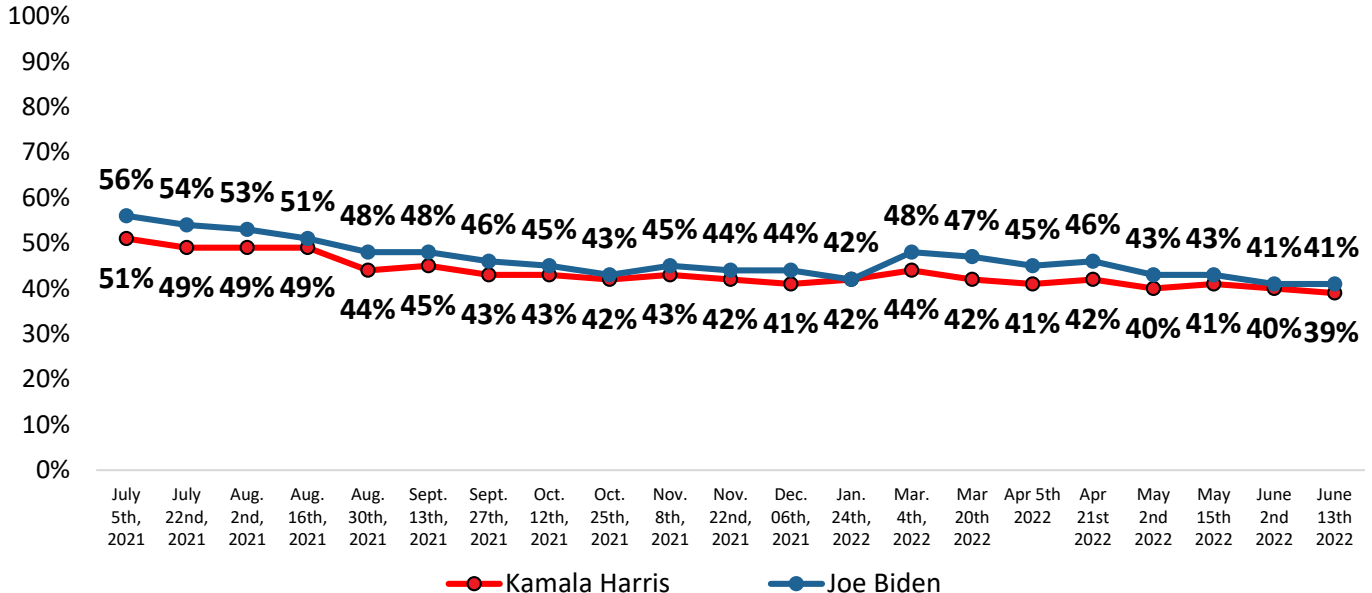
# JOE BIDEN AND KAMALA HARRIS' APPROVAL RATING - EVOLUTION

American Survey

CTC631 and CTC632. Overall, do you approve or disapprove of the way Joe Biden/**Kamala Harris** is handling his job as president/**vice president**?  
*In the event a respondent had no opinion, the following prompting question was asked: Even if you have not yet made up your mind, do you tend to approve or disapprove the way Joe Biden/**Kamala Harris** is handling his job as president/**vice president**?*

Base: All respondents






**% Approve presented**





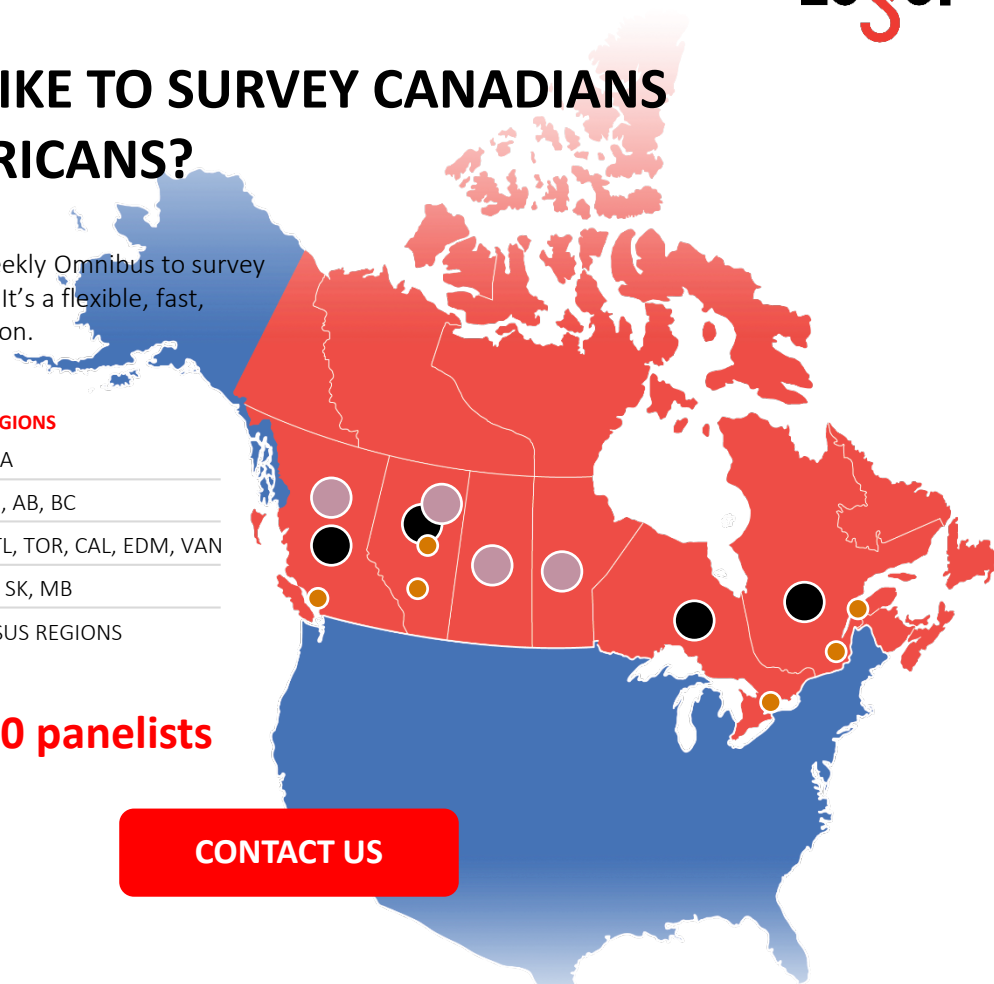
# WOULD YOU LIKE TO SURVEY CANADIANS AND/OR AMERICANS?

Add your question(s) to our weekly Omnibus to survey the population of your choice! It's a flexible, fast, efficient and economical solution.

OMNIBUS TYPE	n=	REGIONS
 NATIONAL	1,500	CANADA
 PROVINCIAL	1,000	QC, ON, AB, BC
 MUNICIPAL	500	QC, MTL, TOR, CAL, EDM, VAN
 WESTERN	1,500	BC, AB, SK, MB
 AMERICAN	1,000	4 CENSUS REGIONS

More than **400,000** panelists at your disposal

[CONTACT US](#)





**Leger**

# APPENDIX

## DETAILED METHODOLOGY

### WEIGHTED AND UNWEIGHTED SAMPLE

The table below presents the American geographic distribution of respondents before weighting.

US Region	Unweighted	Weighted
NorthEast	177	180
MidWest	218	218
South	335	373
West	276	234

The following tables present the demographic distribution of respondents according to gender and age for the United States.

GENDER	Unweighted	Weighted
Male	501	489
Female	505	517

AGE	Unweighted	Weighted
Between 18 and 34	151	236
Between 35 and 54	393	412
55 or over	462	358

## OUR SERVICES

- **Leger**  
Marketing research and polling
- **Leger MetriCX**  
Strategic and operational customer experience consulting services
- **Leger Analytics (LEA)**  
Data modelling and analysis
- **Leger Opinion (LEO)**  
Panel management
- **Leger Community**  
Online community management
- **Leger Digital**  
Digital strategy and user experience
- **International research**  
Worldwide Independent Network (WIN)

**600**

**EMPLOYEES**



**185**

**CONSULTANTS**



**8**

**OFFICES**

MONTREAL | QUEBEC CITY | TORONTO | WINNIPEG  
EDMONTON | CALGARY | VANCOUVER | PHILADELPHIA

# OUR COMMITMENTS TO QUALITY



Leger is a member of the [Canadian Research Insights Council \(CRIC\)](#), the industry association for the market/survey/insights research industry.



Leger is a member of [ESOMAR](#) (European Society for Opinion and Market Research), the global association of opinion polls and marketing research professionals. As such, Leger is committed to applying the [international ICC/ESOMAR](#) code of Market, Opinion and Social Research and Data Analytics.



Leger is also a member of the [Insights Association](#), the American Association of Marketing Research Analytics.



Leger is a sponsor of [CAIP Canada](#), Canada's professional body for Certified Analytics and Insights Professionals who uphold CRIC's marketing research and public opinion research standards. CAIP Canada is globally endorsed by ESOMAR and the MRII/University of Georgia.

# Leger

*We Know Canadians*

