
NORTH AMERICAN TRACKER

Leger

September 6th, 2022

EDITION

METHODOLOGICAL APPROACH

METHODOLOGY



Leger, the largest Canadian-owned polling and marketing research firm, conducted this web survey with a representative sample of **1,011 Americans**, over the age of 18, selected from LEO's (Leger Opinion) representative panel. Data collection took place from **September 2nd 2022, to September 4th 2022**, via Computer-Assisted Web Interviewing technology (CAWI).

Using 2010 U.S. Census reference variables, the American data was then analyzed and weighted by our statisticians according to gender, age, region, race/ethnicity, household size and education level in order to render a representative sample of the general population.

**BIDEN
HARRIS**



Leger

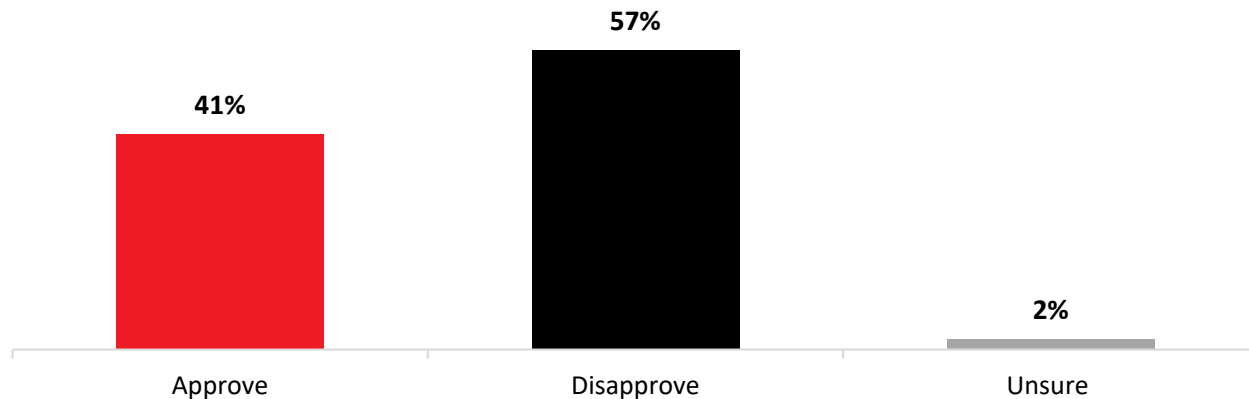
**JOE BIDEN AND KAMALA
HARRIS' APPROVAL RATING**

BIDEN'S APPROVAL RATING (1/2)

CTC631T. Overall, do you approve or disapprove of the way Joe Biden is handling his job as president?

In the event a respondent had no opinion, the following prompting question was asked: Even if you have not yet made up your mind, do you tend to approve or disapprove the way Joe Biden is handling his job as president?

Base: All respondents (n=1,011)



BIDEN'S APPROVAL RATING (2/2)

CTC631T. Overall, do you approve or disapprove of the way Joe Biden is handling his job as president?

In the event a respondent had no opinion, the following prompting question was asked: Even if you have not yet made up your mind, do you tend to approve or disapprove the way Joe Biden is handling his job as president?

Base: All respondents

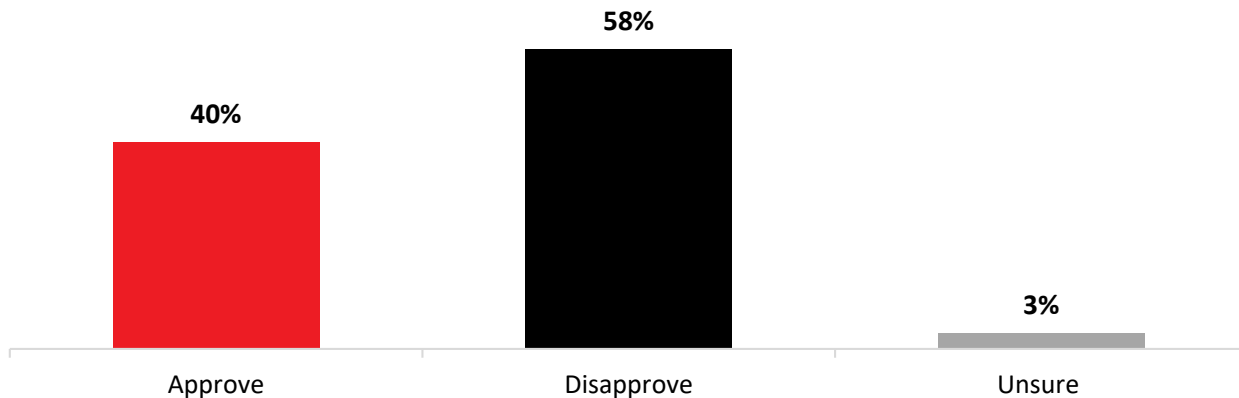
	TOTAL USA	North-East	Mid-West	South	West	18-34	35-54	55+	Male	Female	Voted for Trump	Voted for Biden	Voted for other	TOTAL August 22 nd	Gap
Weighted n=	1011	181	219	375	236	256	389	367	491	520	375	407	16	1011	
Unweighted n=	1011	206	220	318	267	143	381	487	481	530	353	439	36	1011	
Approve	41%	43%	42%	38%	44%	37%	47%	38%	44%	39%	10%	75%	13%	43%	-2%
Disapprove	57%	56%	55%	60%	54%	59%	50%	61%	55%	58%	90%	25%	87%	55%	+2%
Unsure	2%	1%	3%	2%	2%	4%	2%	1%	1%	3%	0%	0%	0%	2%	-

HARRIS' APPROVAL RATING (1/2)

CTC632T. Overall, do you approve or disapprove of the way Kamala Harris is handling her job as vice president?

In the event a respondent had no opinion, the following prompting question was asked: Even if you have not yet made up your mind, do you tend to approve or disapprove the way Kamala Harris is handling her job as vice president?

Base: All respondents (n=1,011)



HARRIS' APPROVAL RATING (2/2)

CTC632T. Overall, do you approve or disapprove of the way Kamala Harris is handling her job as vice president?

In the event a respondent had no opinion, the following prompting question was asked: Even if you have not yet made up your mind, do you tend to approve or disapprove the way Kamala Harris is handling her job as vice president?

Base: All respondents

	TOTAL USA	North-East	Mid-West	South	West	18-34	35-54	55+	Male	Female	Voted for Trump	Voted for Biden	Voted for other	TOTAL August 22 nd	Gap
Weighted n=	1011	181	219	375	236	256	389	367	491	520	375	407	16	1011	
Unweighted n=	1011	206	220	318	267	143	381	487	481	530	353	439	36	1011	
Approve	40%	44%	38%	36%	43%	40%	44%	35%	41%	38%	9%	73%	15%	41%	-1%
Disapprove	58%	54%	59%	61%	54%	57%	54%	62%	58%	57%	91%	27%	85%	56%	+2%
Unsure	3%	2%	3%	2%	3%	3%	2%	2%	1%	4%	0%	1%	0%	2%	+1%

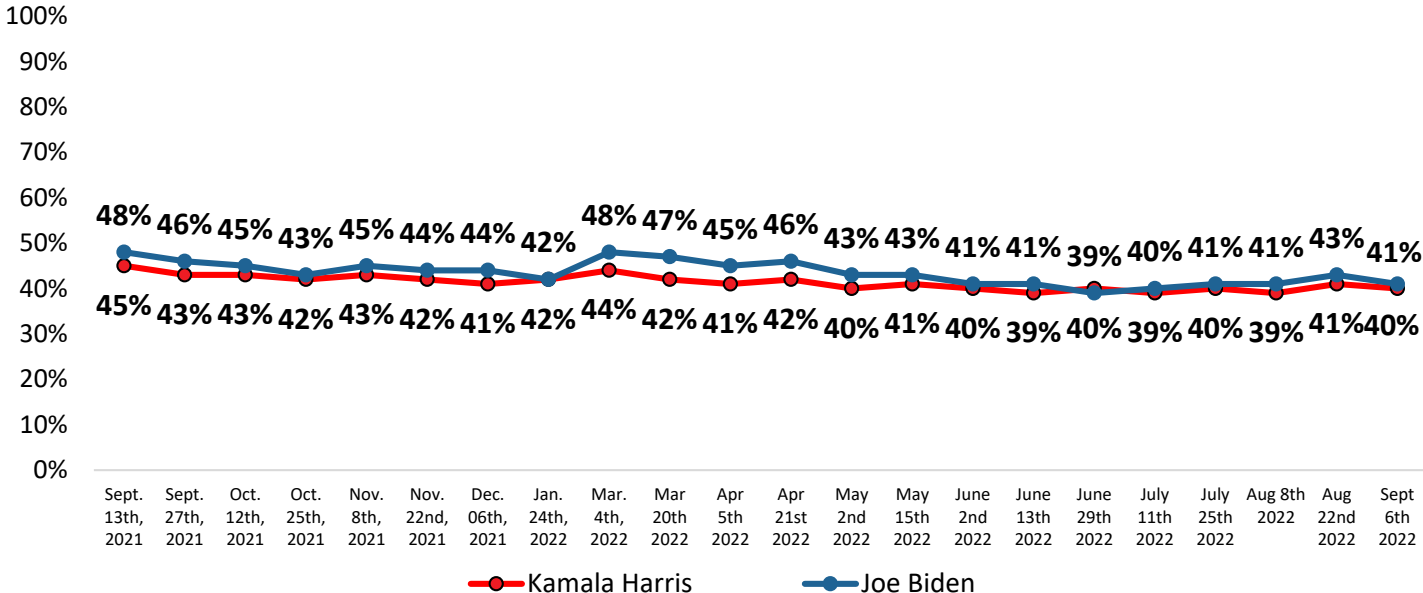
JOE BIDEN AND KAMALA HARRIS' APPROVAL RATING - EVOLUTION

American Survey

CTC631 and CTC632. Overall, do you approve or disapprove of the way Joe Biden/**Kamala Harris** is handling his job as president/**vice president**?
*In the event a respondent had no opinion, the following prompting question was asked: Even if you have not yet made up your mind, do you tend to approve or disapprove the way Joe Biden/**Kamala Harris** is handling his job as president/**vice president**?*






Base: All respondents

% Approve presented



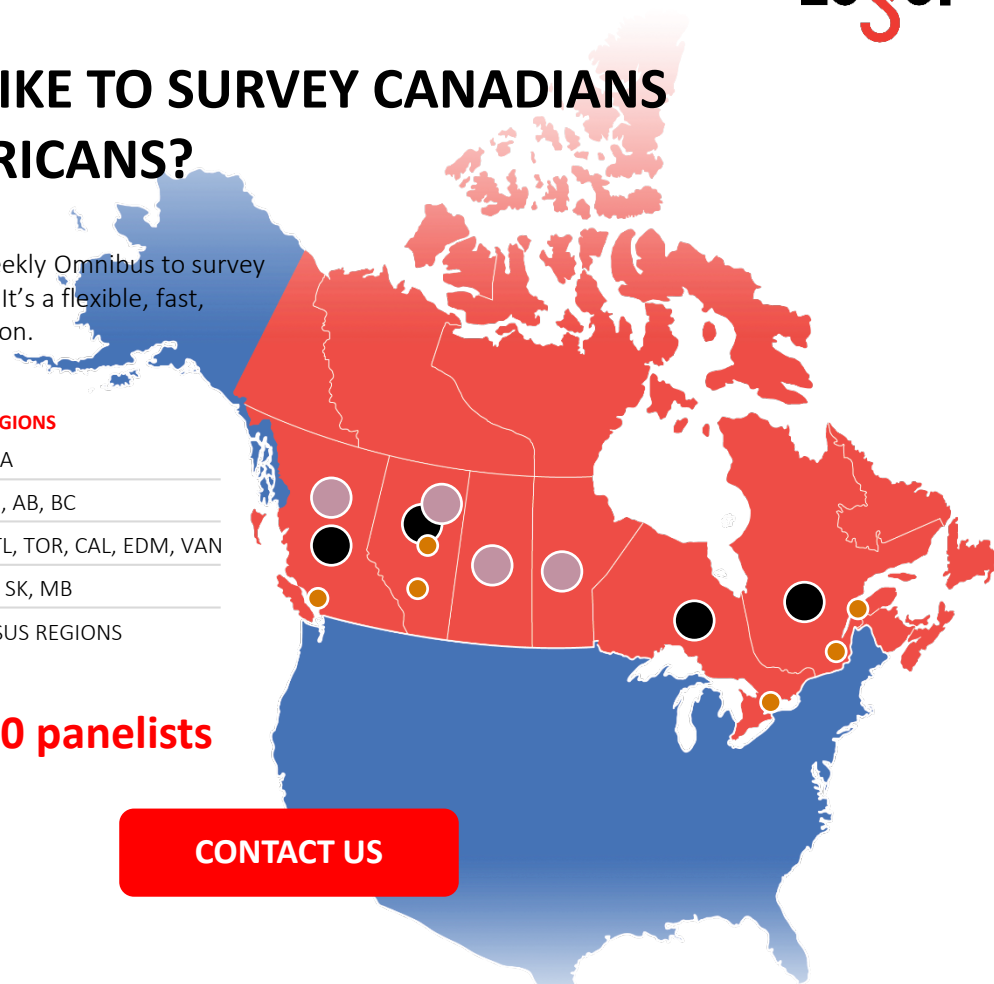
WOULD YOU LIKE TO SURVEY CANADIANS AND/OR AMERICANS?

Add your question(s) to our weekly Omnibus to survey the population of your choice! It's a flexible, fast, efficient and economical solution.

OMNIBUS TYPE	n=	REGIONS
 NATIONAL	1,500	CANADA
 PROVINCIAL	1,000	QC, ON, AB, BC
 MUNICIPAL	500	QC, MTL, TOR, CAL, EDM, VAN
 WESTERN	1,500	BC, AB, SK, MB
 AMERICAN	1,000	4 CENSUS REGIONS

More than **400,000** panelists at your disposal

[CONTACT US](#)





Leger

APPENDIX

DETAILED METHODOLOGY

WEIGHTED AND UNWEIGHTED SAMPLE

The table below presents the American geographic distribution of respondents before weighting.

US Region	Unweighted	Weighted
NorthEast	181	206
MidWest	219	220
South	375	318
West	236	267

The following tables present the demographic distribution of respondents according to gender and age for the United States.

GENDER	Unweighted	Weighted
Male	491	481
Female	520	530

AGE	Unweighted	Weighted
Between 18 and 34	256	143
Between 35 and 54	389	381
55 or over	367	487

OUR SERVICES

- **Leger**
Marketing research and polling
- **Leger MetriCX**
Strategic and operational customer experience consulting services
- **Leger Analytics (LEA)**
Data modelling and analysis
- **Leger Opinion (LEO)**
Panel management
- **Leger Community**
Online community management
- **Leger Digital**
Digital strategy and user experience
- **International research**
Worldwide Independent Network (WIN)

600

EMPLOYEES



185

CONSULTANTS



8

OFFICES

MONTREAL | QUEBEC CITY | TORONTO | WINNIPEG
EDMONTON | CALGARY | VANCOUVER | PHILADELPHIA

OUR COMMITMENTS TO QUALITY



Leger is a member of the [Canadian Research Insights Council \(CRIC\)](#), the industry association for the market/survey/insights research industry.



Leger is a member of [ESOMAR](#) (European Society for Opinion and Market Research), the global association of opinion polls and marketing research professionals. As such, Leger is committed to applying the [international ICC/ESOMAR](#) code of Market, Opinion and Social Research and Data Analytics.



Leger is also a member of the [Insights Association](#), the American Association of Marketing Research Analytics.



Leger is a sponsor of [CAIP Canada](#), Canada's professional body for Certified Analytics and Insights Professionals who uphold CRIC's marketing research and public opinion research standards. CAIP Canada is globally endorsed by ESOMAR and the MRII/University of Georgia.

Leger

We Know Canadians

