

Leger

IN COLLABORATION WITH



POSTMEDIA-LEGER POLL

Report

Federal Politics

July 2022

DATE 2022-07-14 PROJECT NUMBER 45952-022

Leger

We know Canadians

METHODOLOGY

Methodology

Study Population

- Canadian residents, ages 18 and older.

Data Collection

- A total of n=1501 online surveys were conducted via Leger's online LEO panel.
- Interviews were conducted from **June 30 to July 3, 2022**

Statistical Analysis

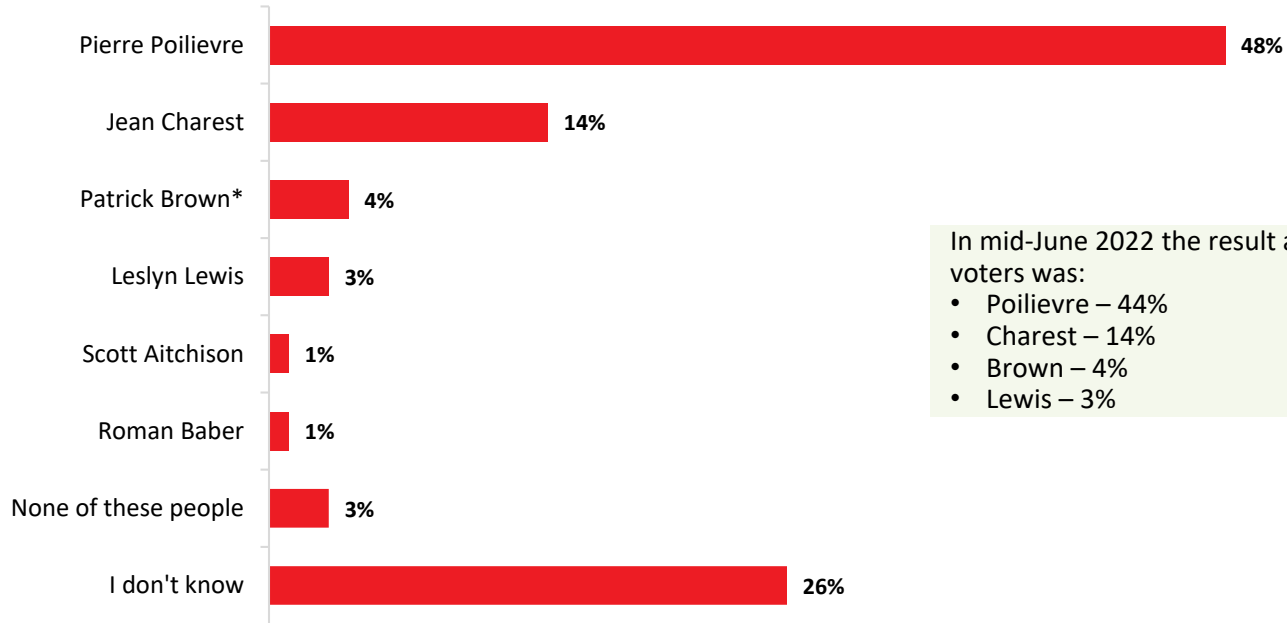
- As a non-probability online survey, a margin of error is technically not to be reported.
- If the data were collected through a probability sample, the margin of error would be (n=1501) $\pm 2.5\%$, 19 times out of 20.
- Using data from the 2021 Census, results were weighted according to age, gender, and region in order to ensure a representative sample of the population.
- The numbers presented have been rounded to the nearest whole number. However, raw values were used to calculate the sums presented and therefore may not correspond to the manual addition of these numbers.

CPC LEADERSHIP RACE

Best Leader for the Conservative Party (*Conservative Supporters Only*)

The people listed below have indicated their intention to run to be leader of the Conservative Party of Canada. Based on what you know or have heard so far, which of these individuals do you feel would make the best leader for the Conservative Party?

Base: Conservative Party supporters (n=384)



In mid-June 2022 the result among CPC voters was:

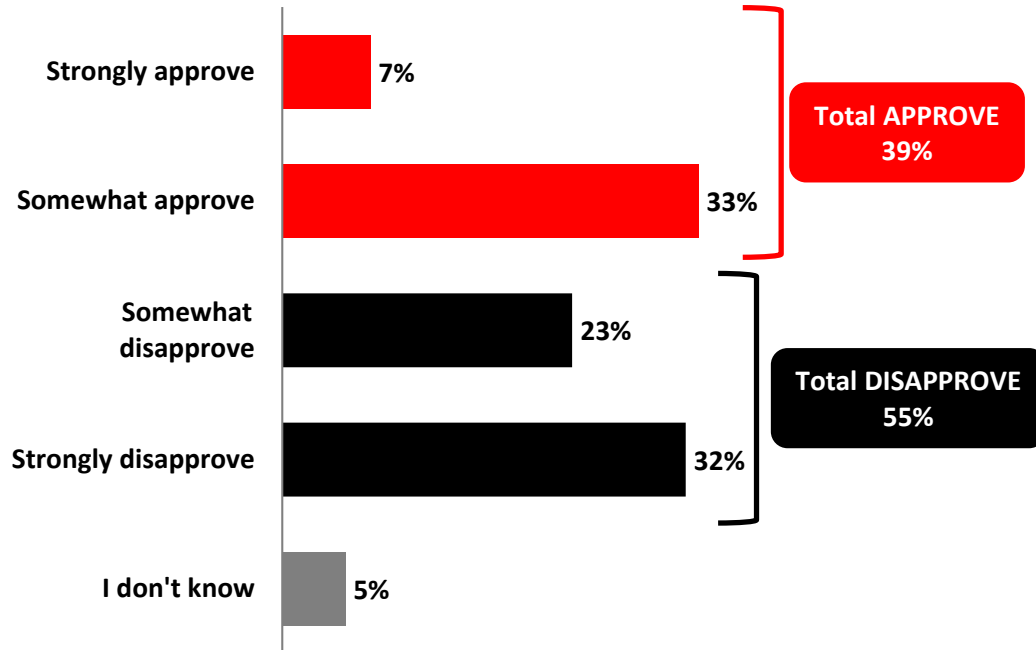
- Poilievre – 44%
- Charest – 14%
- Brown – 4%
- Lewis – 3%

Justin Trudeau's Performance as Prime Minister

Over half of Canadians disapprove of the job Justin Trudeau is doing as PM

Generally speaking, do you approve or disapprove of the job Justin Trudeau is doing as Prime Minister of Canada?

Base: All respondents (n=1501)



Regionally, disapproval rates are highest in:

- BC – 60%
- Prairies – 60%
- AB – 58%
- Quebec – 58%

Trudeau Approval Ratings – *DETAILED RESULTS*

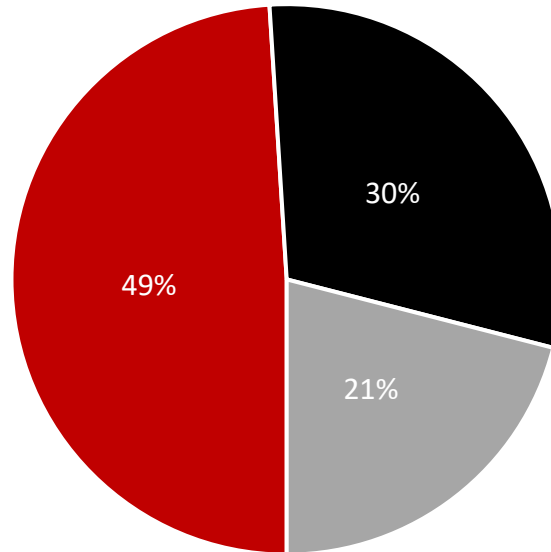
Generally speaking, do you approve or disapprove of the job Justin Trudeau is doing as Prime Minister of Canada?

Base: All respondents (n=1501)

	TOTAL	Male	Female	18-34	35-54	55+	Conservative voter	Liberal voter	NDP voter	Bloc voter	Green voter	PPC voter
n =	1501	732	769	400	483	618	384	383	238	93	55	63
Strongly approve	7%	7%	7%	4%	8%	7%	1%	21%	2%	0%	4%	6%
Somewhat approve	33%	33%	32%	37%	35%	28%	10%	70%	42%	17%	15%	12%
Somewhat disapprove	23%	22%	24%	27%	20%	22%	21%	8%	37%	46%	42%	12%
Strongly disapprove	32%	35%	30%	23%	29%	41%	66%	1%	15%	35%	33%	71%
I don't know	5%	3%	8%	9%	7%	2%	1%	0%	4%	2%	6%	0%
Total APPROVE	39%	40%	39%	41%	43%	35%	11%	90%	44%	18%	19%	18%
Total DISAPPROVE	55%	57%	54%	50%	50%	63%	88%	9%	52%	81%	75%	82%

Nearly half of Canadians feel Trudeau should resign before the next election

Justin Trudeau has been leader of the Liberal Party of Canada since 2013 and Prime Minister of Canada since 2015. Do you think he should resign before the next election and let someone else lead the Liberal Party and the country? Base: All respondents (n=1501)



- Yes, he should resign before the next election and a new leader be selected
- No, he should stay on and run in the next election
- Not sure

Regionally, the view he should resign before the next election are highest in:

- Prairies – 55%
- BC – 52%
- AB – 52%
- Ontario – 52%

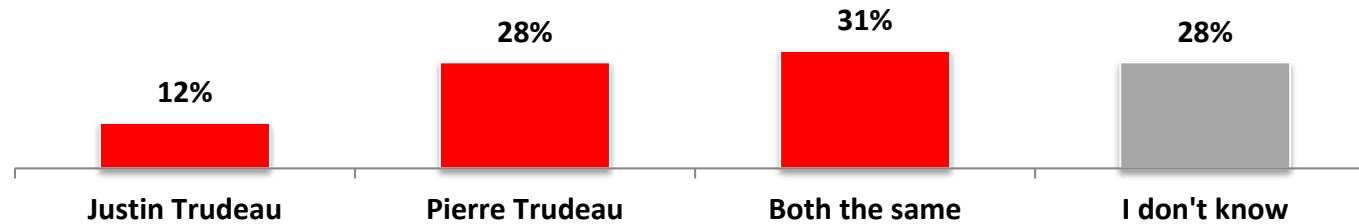
Trudeau & Next Election – *DETAILED RESULTS*

Justin Trudeau has been leader of the Liberal Party of Canada since 2013 and Prime Minister of Canada since 2015. Do you think he should resign before the next election and let someone else lead the Liberal Party and the country? Base: All respondents (n=1501)

	TOTAL	Male	Female	18-34	35-54	55+	Conservative voter	Liberal voter	NDP voter	Bloc voter	Green voter	PPC voter
n =	1501	732	769	400	483	618	384	383	238	93	55	63
Yes, he should resign before the next election and a new leader be selected	49%	52%	47%	47%	47%	52%	74%	19%	42%	50%	70%	90%
No, he should stay on and run in the next election	30%	32%	28%	27%	35%	29%	16%	62%	30%	25%	17%	7%
Not sure	21%	16%	25%	27%	18%	19%	9%	19%	27%	25%	13%	3%

More Canadians feel Pierre Trudeau was a better PM than his son Justin Trudeau has been

Based on what you know, read, or heard about, who do you feel has been a better Prime Minister for Canada: Justin Trudeau who was first elected in 2015 or his father, Pierre Trudeau who was Prime Minister from 1968 to 1979 and again from 1980 to 1984? Base: All respondents (n=1501)



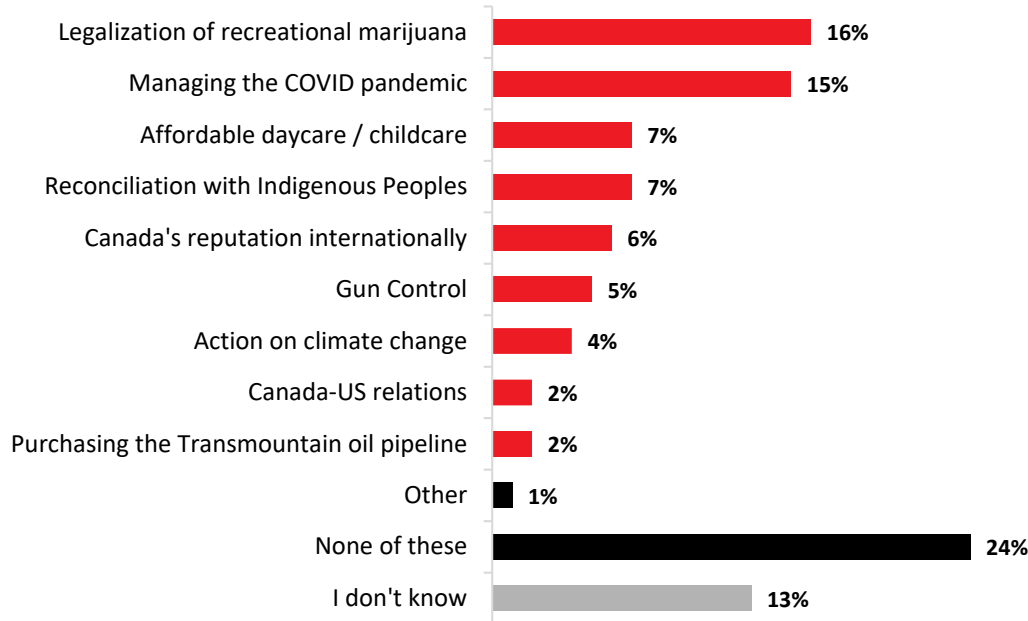
Father-Son: Better Prime Minister – *DETAILED RESULTS*

Based on what you know, read, or heard about, who do you feel has been a better Prime Minister for Canada: Justin Trudeau who was first elected in 2015 or his father, Pierre Trudeau who was Prime Minister from 1968 to 1979 and again from 1980 to 1984? Base: All respondents (n=1501)

	TOTAL	Male	Female	18-34	35-54	55+	Conservative voter	Liberal voter	NDP voter	Bloc voter	Green voter	PPC voter
n =	1501	732	769	400	483	618	384	383	238	93	55	63
Justin Trudeau	12%	12%	12%	16%	13%	9%	3%	26%	17%	15%	12%	4%
Pierre Trudeau	28%	35%	22%	24%	25%	34%	33%	31%	31%	24%	42%	34%
Both the same	31%	32%	31%	21%	31%	39%	46%	19%	25%	47%	29%	54%
I don't know	28%	21%	35%	39%	32%	18%	18%	24%	27%	15%	17%	8%

Legalization of recreational marijuana and managing the COVID pandemic top Canadians' list of Trudeau's greatest accomplishments

Below are a list of policies implemented by Prime Minister Justin Trudeau and his government since they were first elected in 2015. Please select which one you feel has been his greatest accomplishment. Base: All respondents (n=1501)



Liberal voters' top 4:

- Managing the COVID pandemic – 30%
- Affordable daycare – 11%
- Legalization of recreational marijuana – 10%
- Canada's reputation internationally – 10%

Conservative voters' top 4:

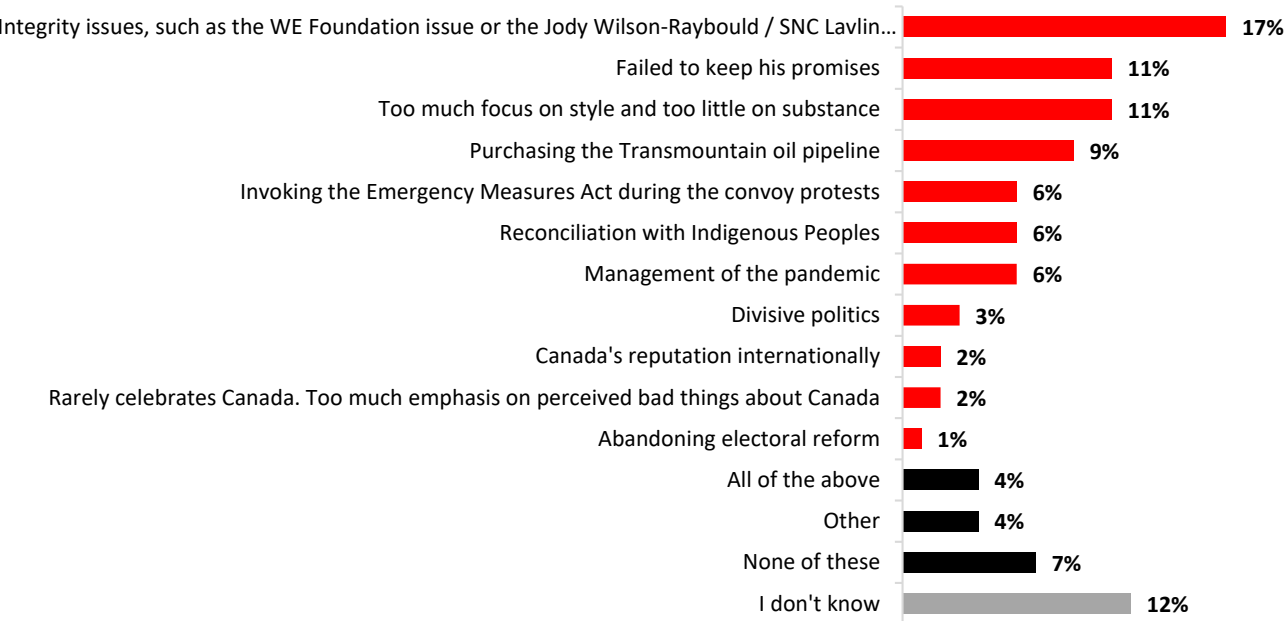
- Legalization of recreational marijuana – 17%
- Managing the COVID pandemic – 7%
- Purchasing the Transmountain oil pipeline – 5%
- Affordable daycare/childcare – 4%
- Gun control – 4%

NDP voters' top 4:

- Legalization of recreational marijuana – 23%
- Managing the COVID pandemic – 17%
- Affordable daycare/childcare – 10%
- Canada's reputation internationally – 9%

Integrity issues top Canadians' list of greatest disappointments with Trudeau's time in office

What is your greatest disappointment when it comes to Prime Minister Justin Trudeau and his government since he was elected in 2015? Base: All respondents (n=1501)



Liberal voters' top 4:

- Integrity issues, such as the WE Foundation issue or the Jody Wilson-Raybould/SNC Lavlin Affair – 24%
- Purchasing the Transmountain oil pipeline – 13%
- Reconciliation with Indigenous Peoples – 6%
- Failed to keep his promises – 5%

Conservative voters' top 4:

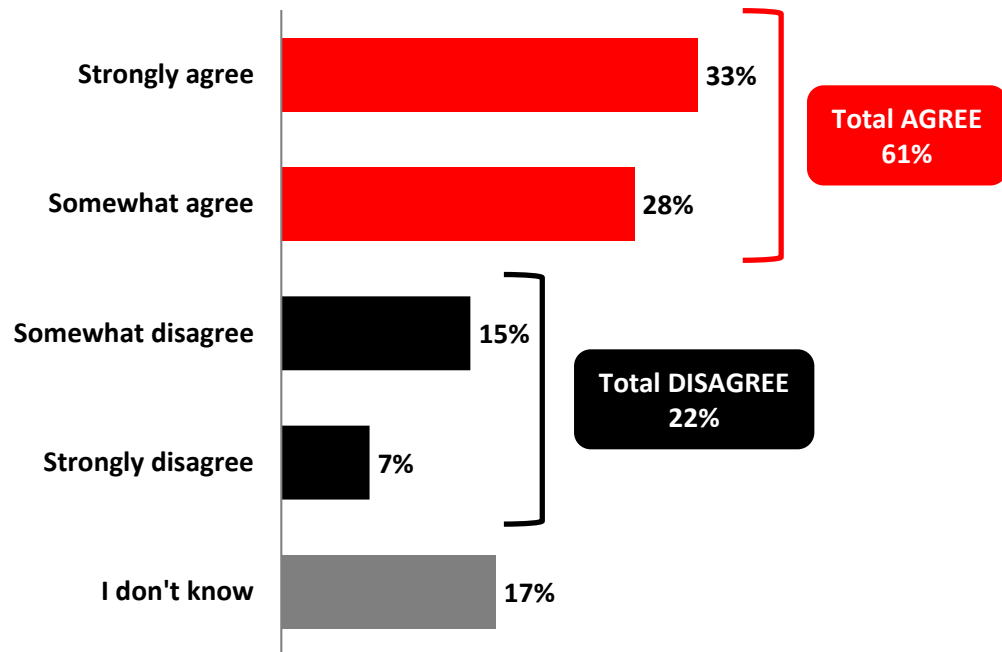
- Integrity issues, such as the WE Foundation issue or the Jody Wilson-Raybould/SNC Lavlin Affair – 19%
- Too much focus on style and too little on substance – 16%
- Failed to keep his promises – 12%
- Invoking the Emergency Measures Act during the convoy protests – 11%

NDP voters' top 4:

- Failed to keep his promises – 21%
- Integrity issues, such as the WE Foundation issue or the Jody Wilson-Raybould/SNC Lavlin Affair – 19%
- Reconciliation with Indigenous Peoples – 18%
- Purchasing the Transmountain oil pipeline – 15%

Over 6 in 10 Canadians agree Justin Trudeau has created national unity issues

Do you agree or disagree with the statement? Prime Minister Justin Trudeau often favours certain groups and regions of the country over others, which has created national unity issues. Base: All respondents (n=1501)



Regionally, agreement that he has created national unity issues is highest in:

- AB – 72%
- Prairies – 71%

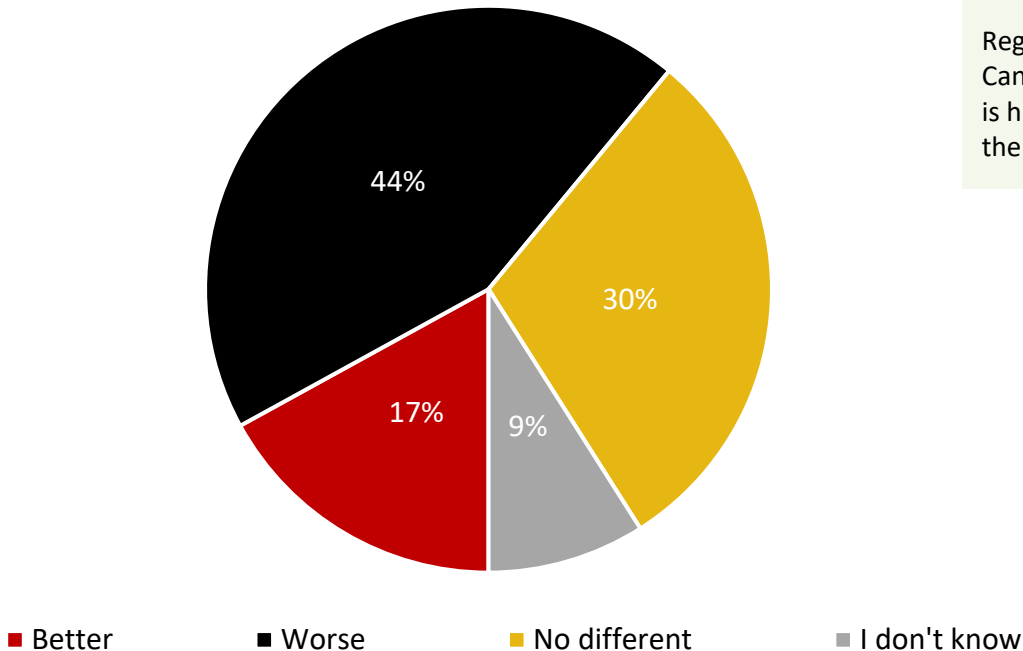
Trudeau and National Unity – DETAILED RESULTS

Do you agree or disagree with the statement? Prime Minister Justin Trudeau often favours certain groups and regions of the country over others, which has created national unity issues. Base: All respondents (n=1501)

	TOTAL	Male	Female	18-34	35-54	55+	Conservative voter	Liberal voter	NDP voter	Bloc voter	Green voter	PPC voter
n =	1501	732	769	400	483	618	384	383	238	93	55	63
Strongly agree	33%	36%	30%	22%	30%	42%	60%	10%	20%	37%	26%	70%
Somewhat agree	28%	30%	26%	38%	28%	22%	27%	28%	37%	35%	42%	16%
Somewhat disagree	15%	16%	15%	14%	15%	16%	5%	28%	19%	18%	22%	5%
Strongly disagree	7%	7%	7%	6%	7%	7%	1%	18%	9%	1%	0%	1%
I don't know	17%	12%	23%	20%	20%	14%	7%	16%	16%	9%	10%	8%
Total AGREE	61%	66%	56%	60%	58%	63%	87%	38%	57%	73%	68%	86%
Total DISAGREE	22%	22%	21%	20%	22%	23%	6%	46%	28%	18%	22%	6%

Over 4 in 10 Canadians feel Canada has become a worse place to live since Trudeau was elected in 2015

When you consider Canada as a place to live, work and raise a family, do you feel things are better, worse or no different since Justin Trudeau was elected Prime Minister in 2015? Base: All respondents (n=1501)



Regionally, the percent of those saying Canada has become a worse place to live is higher in the West (52%) compared to the East (40%).

Perceptions of Canada since Trudeau Elected – *DETAILED RESULTS*

When you consider Canada as a place to live, work and raise a family, do you feel things are better, worse or no different since Justin Trudeau was elected Prime Minister in 2015? Base: All respondents (n=1501)

	TOTAL	Male	Female	18-34	35-54	55+	Conservative voter	Liberal voter	NDP voter	Bloc voter	Green voter	PPC voter
n =	1501	732	769	400	483	618	384	383	238	93	55	63
Better	17%	19%	16%	18%	18%	17%	3%	42%	20%	6%	14%	10%
Worse	44%	47%	41%	38%	39%	51%	75%	11%	34%	42%	55%	81%
No different	30%	27%	32%	29%	34%	28%	16%	40%	39%	51%	25%	9%
I don't know	9%	7%	11%	15%	9%	4%	6%	7%	7%	2%	6%	0%

RESPONDENT PROFILE

RESPONDENT PROFILE

	Weighted
n=	1501
Gender	(%)
Male	49
Female	51
Age	
18 to 34	27
35 to 54	32
55 years of age or older	41
Household Income	
Less than \$40,000	21
\$40,000 to less than \$80,000	30
\$80,000 or more	40

	Weighted
n=	1501
Region	(%)
British Columbia	14
Alberta	11
MB/SK	6
Ontario	39
Quebec	23
Atlantic	7
Federal Ballot	
Liberal	26
Conservative	25
NDP	20
Bloc Quebecois	6
Green	4
People's Party	4
Other	3
Undecided	16

OUR SERVICES

- **Leger**
Marketing research and polling
- **Leger MetriCX**
Strategic and operational customer experience consulting services
- **Leger Analytics (LEA)**
Data modelling and analysis
- **Leger Opinion (LEO)**
Panel management
- **Leger Communities**
Online community management
- **Leger Digital**
Digital strategy and user experience
- **International Research**
Worldwide Independent Network (WIN)

600
EMPLOYEES



185
CONSULTANTS



8
OFFICES

MONTREAL | QUEBEC CITY | TORONTO | WINNIPEG
EDMONTON | CALGARY | VANCOUVER | PHILADELPHIA

OUR CREDENTIALS



Leger is a member of the [Canadian Research Insights Council \(CRIC\)](#), the industry association for the market/survey/insights research industry.



Leger is a member of [ESOMAR](#) (European Society for Opinion and Market Research), the global association of opinion polls and marketing research professionals. As such, Leger is committed to applying the [international ICC/ESOMAR](#) code of Market, Opinion and Social Research and Data Analytics.



Leger is also a member of the [Insights Association](#), the American Association of Marketing Research Analytics.



Leger is a sponsor of [CAIP Canada](#), Canada's professional body for Certified Analytics and Insights Professionals who uphold CRIC's marketing research and public opinion research standards. CAIP Canada is globally endorsed by ESOMAR and the MRII/University of Georgia.

Leger

We know Canadians

