

Report

Postmedia Study – February 2021

Opinions on COVID-19 variants, vaccination, the return to normal, and government action



DATE 2021-02-25

Leger

We know Canadians

Table of Contents

— METHODOLOGY	Page 03
— KEY FINDINGS	Page 05
— DETAILED RESULTS	Page 07
1. Variants, vaccinations, and the return to normal	
2. Support for leaders	
— RESPONDENT PROFILE	Page 15



METHODOLOGY

Methodology



Online surveys with British Columbia residents were conducted via Leger's online panel, LEO.



From February 19 to 21, 2021



1001 residents of BC that are 18 years of age or older



Using data from the 2016 Census, results were weighted according to, age, gender, and region in order to ensure a representative sample of the population in British Columbia.




No margin of error can be associated with a non-probability sample. However, for comparative purposes, a probability sample of 1001 respondents would have a margin of error of $\pm 3.1\%$, 19 times out of 20.

Note: Since data presented in this report is rounded, the sums in graphs and tables (based on actual figures before rounding) may not match the manual addition of rounded numbers.



Key Findings

Key findings



British Columbians are worried about a COVID-19 Variant


Four in five (79%) are concerned about a variant, both risk of exposure from international travellers returning to Canada and the possibility of variants extending the pandemic.



A variant could delay the return to normal

87% of residents agree a COVID-19 variant will delay the return to normal

- Of those who agree, 85% think the delay will be 6 months or longer.



Residents think the end of the pandemic will be delayed, despite British Columbia's plan to roll out the vaccine.

Four in five (79%) of British Columbians think they'll be vaccinated within a year

However, seven in ten (70%) expect to live with restrictions into the next year, including the 16% who don't think the pandemic will ever be over



There is a possibility that a COVID-19 vaccination could become an annual medical routine, but some are opting-out of a vaccine completely

Six in ten (58%) think a COVID-19 vaccination will become an annual medical routine, like a flu shot.

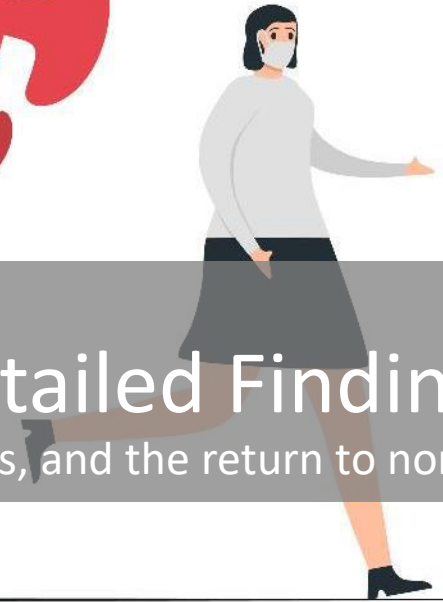
One in ten (12%) say they don't plan on receiving a COVID-19 vaccine, mostly due to concerns that vaccines have not been tested thoroughly enough and possible side effects.



Support continues to drop for provincial and federal leaders month over month, likely due to pandemic fatigue

Support for provincial leaders, Dr. Bonnie Henry and Adrian Dix, is down by -5 and -8 points, respectively.

Support for federal leaders, Justin Trudeau and Dr. Theresa Tam, is down by -16 and -9 points, respectively.



Detailed Findings

Variants, vaccinations, and the return to normal

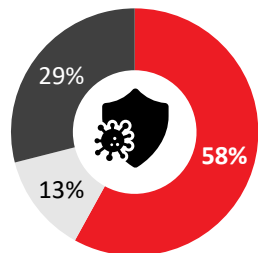
Four in five British Columbians think they'll receive a COVID-19 vaccination within a year, and over half think it will become a yearly medical routine. One in ten residents are skeptical to take a vaccine, mostly due to concerns that vaccines have not been tested thoroughly enough and possible side effects.

Vaccination timeline	
UNDER 6 MONTHS	40%
In less than a month	4%
A month to < 3 months	10%
3 months to < 6 months	26%
6 MONTHS to <YEAR	39%
6 months to < 9 months	26%
9 months to < a year	14%
A YEAR OR MORE	9%



12% of BC'ers don't plan on receiving a COVID-19 vaccination

Vaccines have not been tested thoroughly enough	53%
The possible side effects	42%
I don't believe in vaccinations in general	27%
I need more information about available vaccines	27%



58% think a COVID-19 vaccination will be an annual medical routine, like a flu shot

■ Yes ■ No ■ Don't know

Those who are more likely to not plan on receiving a COVID-19 Vaccination:

- Residents who think the pandemic will never be over
- Residents in regions of BC outside of Greater Vancouver and Victoria
- Those aged 35-54
- Residents in rural areas

Q1. When do you think you will receive a COVID-19 vaccination?

Q4. Do you think getting a COVID-19 vaccine will become an annual medical routine, such as the flu shot? Base: British Columbians (n=1001)

Q2. Why do you not plan on receiving a COVID-19 vaccination? Base: British Columbians who don't plan on getting vaccinated (n=122)

Despite the vaccine rollout this year, many British Columbians plan on sticking with some pandemic practices for six months to a year or more, especially cleanliness measures such as disinfecting hands in shops/restaurants and carrying hand sanitizer.


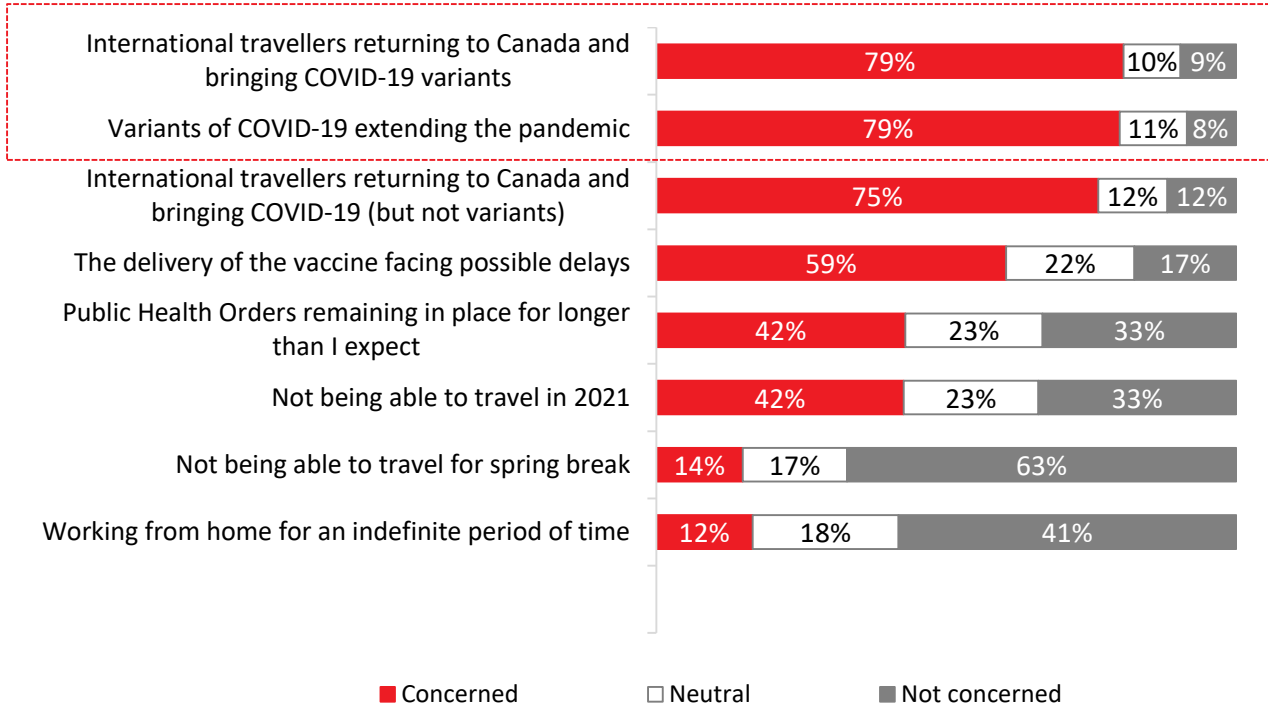
	Immediately	1 month	2 months	3 months	6 months	1 year or more	Never started this
Limiting my “bubble”	21%	10%	9%	13%	20%	21%	5%
Wearing a mask	20%	8%	7%	12%	18%	34%	1%
Leaving 2 m between you and the next person	15%	10%	7%	11%	19%	36%	2%
Disinfecting hands in shops/restaurants	10%	5%	5%	7%	12%	57%	5%
Carrying hand sanitizer	9%	5%	4%	5%	9%	51%	16%
Working from home full-time	9%	3%	3%	5%	9%	16%	54%

Mean - 0.8

Mean - 4.3

Mean - 1.4

Concerns about COVID-19 variants are top of mind for four in five British Columbians, especially risk of exposure from international travellers and the possibility of variants extending the pandemic.

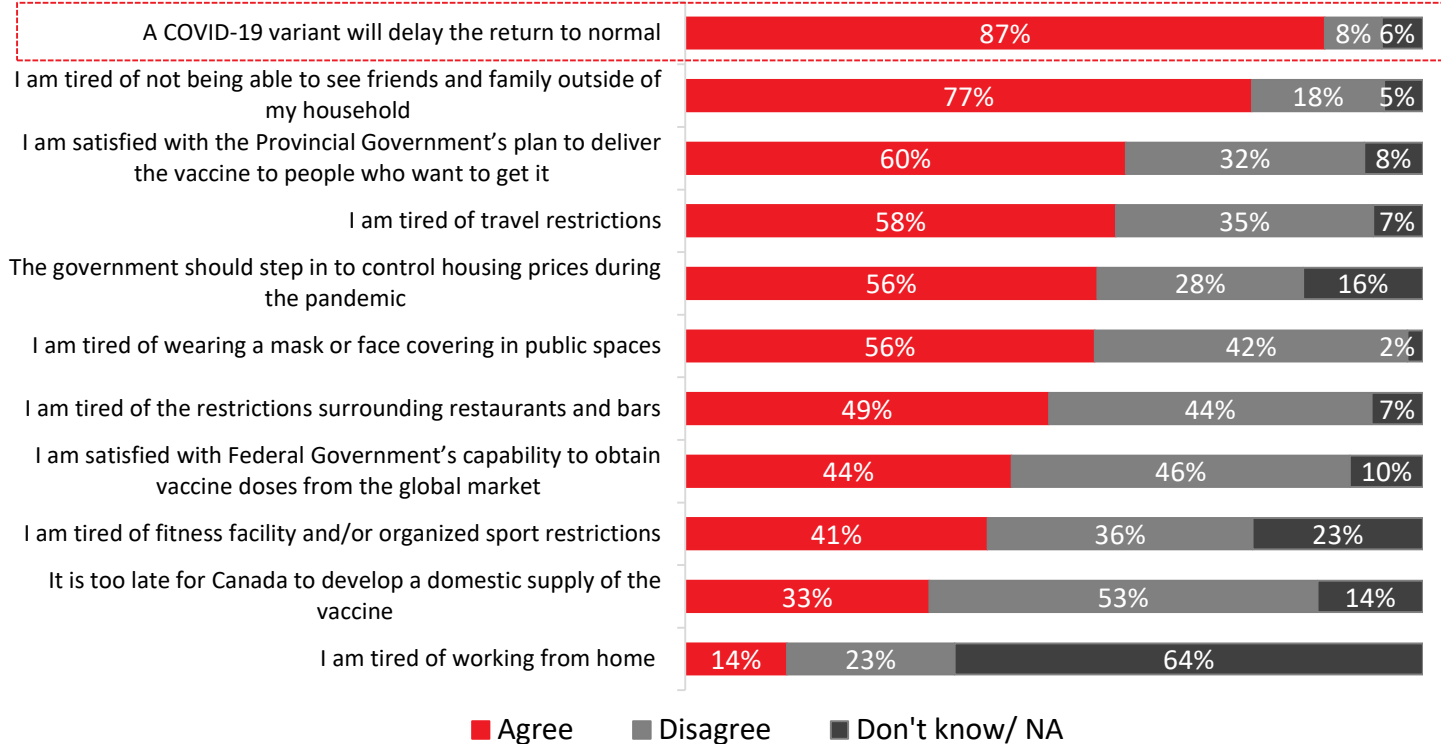


Those who are more likely to be concerned about variants:


- Residents ages 55+
- Women
- Think a COVID vaccination will become an annual medical routine


Q3. Please indicate your level of concern with the following:
 Note: Don't know is not displayed
 Base: British Columbians (n=1001)

Most British Columbians are worried that a COVID-19 variant will delay the return to normal, as many feel fatigue from the pandemic. Over three-quarters of residents are tired of not being able to see their friends and family, however, six in ten are satisfied with the Provincial Government’s plan to roll out the vaccine.



Seven in ten British Columbians expect to live with restrictions into the next year, despite the roll out plan for BC residents to be vaccinated by the end of the year.

End of the pandemic timeline	
2021	30%
September 2021	9%
December 2021	21%
2022	40%
June 2022	25%
December 2022	14%
2023 or later	14%

Variant delay to normal	
UNDER 6 MONTHS	15%
Less than 3 months	2%
3 to < 6 months	12%
6 MONTHS to <YEAR	45%
6 months to < 9 months	22%
9 months to < a year	23%
A YEAR OR MORE	41%

79%
think they will be vaccinated within a year

16%
think the pandemic will never be over

87% think a COVID-19 variant will delay the return to normal



DETAILED RESULTS

Support for leaders

Support for all leaders continues to drop, pointing to pandemic fatigue.



	Feb. 2021	Jan. 2021	Dec. 2020	Pt. +/- (Jan/Feb)
Provincial Health Officer, Dr. Bonnie Henry	1001	1032	1001	
Support - Don't Support	+56	+61	+67	-5
Total Support	71%	75%	79%	
Total Don't Support	16%	14%	12%	
Health Minister, Adrian Dix				
Support - Don't Support	+47	+55	+62	-8
Total Support	62%	67%	72%	
Total Don't Support	16%	12%	10%	
Chief Public Health Officer of Canada, Dr. Theresa Tam				
Support - Don't Support	+39	+48	+49	-9
Total Support	58%	63%	65%	
Total Don't Support	19%	16%	16%	
Prime Minister, Justin Trudeau				
Support - Don't Support	+20	+36	+40	-16
Total Support	50%	59%	61%	
Total Don't Support	30%	22%	21%	

Those who do **not support** both Federal and Provincial health leaders are more likely to:

- Agree that they are tired of most pandemic restrictions (e.g. travel, wearing a mask, restaurants and bars, fitness facilities)
- Be concerned PHO will remain in place for longer than expected
- Be concerned they won't be able to travel in 2021 or for spring break
- Agree it is too late for Canada to develop a domestic supply of the vaccine
- Not plan on receiving a COVID-19 vaccination



RESPONDENT PROFILE

RESPONDENT PROFILE

	Weighted
n=	1001
Gender	(%)
Male	48
Female	52
Age	
18 to 34	27
35 to 54	33
55 years of age or older	40
Region	
Greater Vancouver (Metro)	53
Greater Victoria	8
Rest of BC	39
Status	
Single	26
Married/Common Law	60
Divorced/Widowed/Separated	14
Prefer not to answer	1

	Weighted
n=	1001
Household Income	(%)
Less than \$40K	21
\$40K to less than \$80K	31
\$80K and over	39
Prefer not to answer	8
Area	
Urban	45
Suburban	39
Rural	15
Prefer not to answer / Don't know	1
Education	
High school or less	19
College	27
University	53
Prefer not to answer	<1
Kids in Household	
Yes	24
No	76
Prefer not to answer	<1

RESPONDENT PROFILE

	Weighted
n=	1001
Health Region	(%)
Fraser Valley	31
Interior	20
North	4
Vancouver Coastal	27
Vancouver Island	15
Unknown/ not assigned	2

OUR SERVICES

- **Leger**
Marketing research and polling
- **Leger MetriCX**
Strategic and operational customer experience consulting services
- **Leger Analytics (LEA)**
Data modelling and analysis
- **Leger Opinion (LEO)**
Panel management
- **Leger Communities**
Online community management
- **Leger Digital**
Digital strategy and user experience
- **International Research**
Worldwide Independent Network (WIN)

600
EMPLOYEES



185
CONSULTANTS



8
OFFICES

MONTREAL | QUEBEC CITY | TORONTO | WINNIPEG
EDMONTON | CALGARY | VANCOUVER | PHILADELPHIA

OUR CREDENTIALS



Leger is a member of the [Canadian Research Insights Council \(CRIC\)](#), the industry association for the market/survey/insights research industry.



Leger is a member of [ESOMAR](#) (European Society for Opinion and Market Research), the global association of opinion polls and marketing research professionals. As such, Leger is committed to applying the [international ICC/ESOMAR](#) code of Market, Opinion and Social Research and Data Analytics.



Leger is also a member of the [Insights Association](#), the American Association of Marketing Research Analytics.

Leger

We know Canadians

