

LeSger

THE LARGEST CANADIAN-OWNED
POLLING, MARKET RESEARCH
AND ANALYTICS FIRM

MONTREAL • QUEBEC

TORONTO • WINNIPEG • EDMONTON • CALGARY

VANCOUVER • PHILADELPHIA

Report

**Government of British
Columbia
Report Card
January 2023**

DATE JAN 2023

PROJECT NUMBER 25007-010



BACKGROUND



Leger monitors constituents' views of BC government performance, party leadership, and voter intentions to keep a pulse on provincial political sentiment.

This wave of the study was done in partnership with Global Public Affairs.



GLOBAL PUBLIC AFFAIRS

FROM INSIGHT TO IMPACT

METHODOLOGY

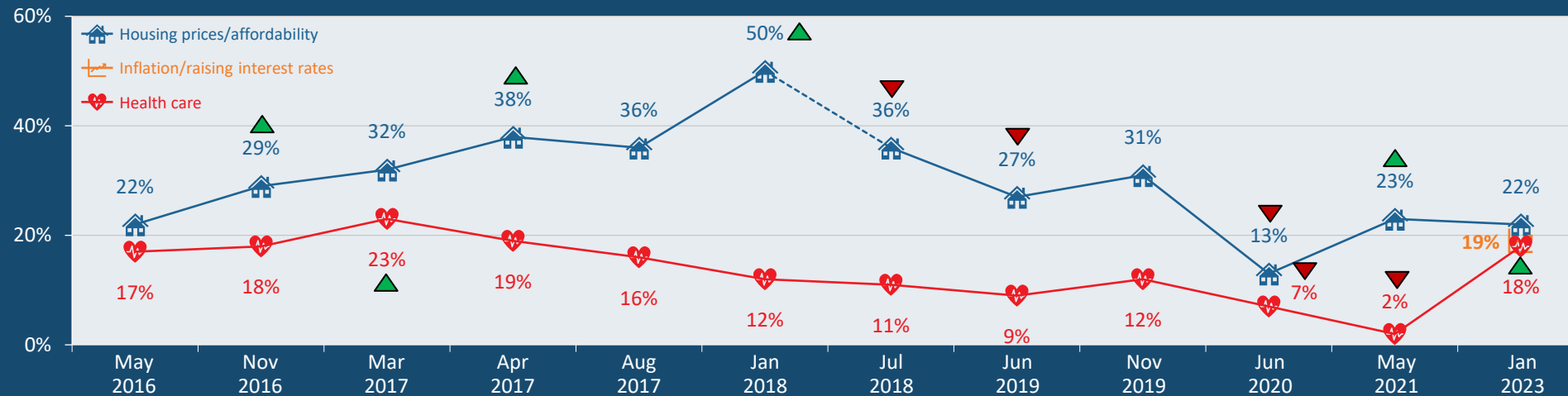


- Results are based on online research conducted among British Columbian adults 18 years of age and older.
- The most recent wave was conducted among a sample of 1,003, with fieldwork January 20-23, 2023.
 - No margin of error can be associated with a non-probability sample, but for comparative purposes, a probability sample of this size would have a margin of error of +/-3.1%, 19 times out of 20.
- The data was statistically weighted according to Canadian Census figures for age, gender and region within the Province.
- Where available, results in 2023 are compared to previous waves of research.

DASHBOARD OF KEY METRICS

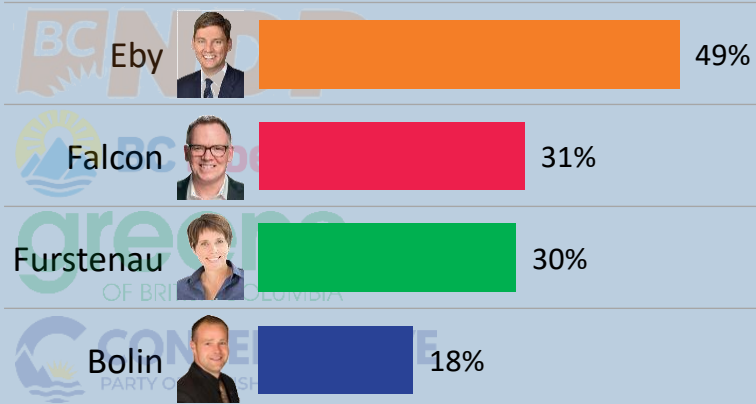
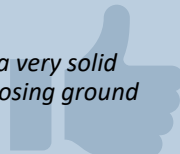
Most Important Issue Facing BC

While not out of line with historical levels, concerns about housing affordability and health care in BC are pressing in 2023, as is concern about inflation and rising interest rates. These three issues dominate the BC mindset at present with all other issues top-of-mind for a small minority.



Leader Approval Ratings

Approval ratings and opinion changes reveal Eby is in a very solid position whereas the remaining leaders appear to be losing ground more than they are gaining.



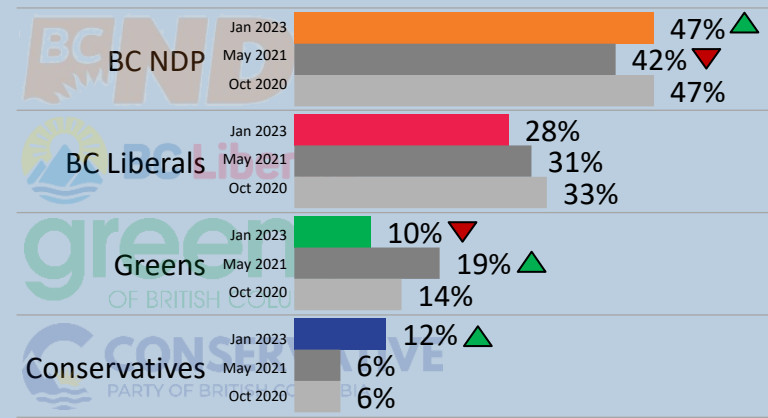
Approval Ratings of Current Government on Key Issues

As is typical (even with a popular government in power), approval ratings for the current NDP government on their handling of various issues are a mixed bag. Some are trending up, some down, but the majority are steady since 2021.



BC Voting Intentions

In keeping with leader approval ratings, voting intentions for the current government are also on solid ground. BC Liberals remain in a distant but stable second place. Greens have lost past gains whereas Conservatives have regained past losses.



▲ Statistically significantly higher than previous wave.
▼ Statistically significantly lower than previous wave.



Detailed Findings

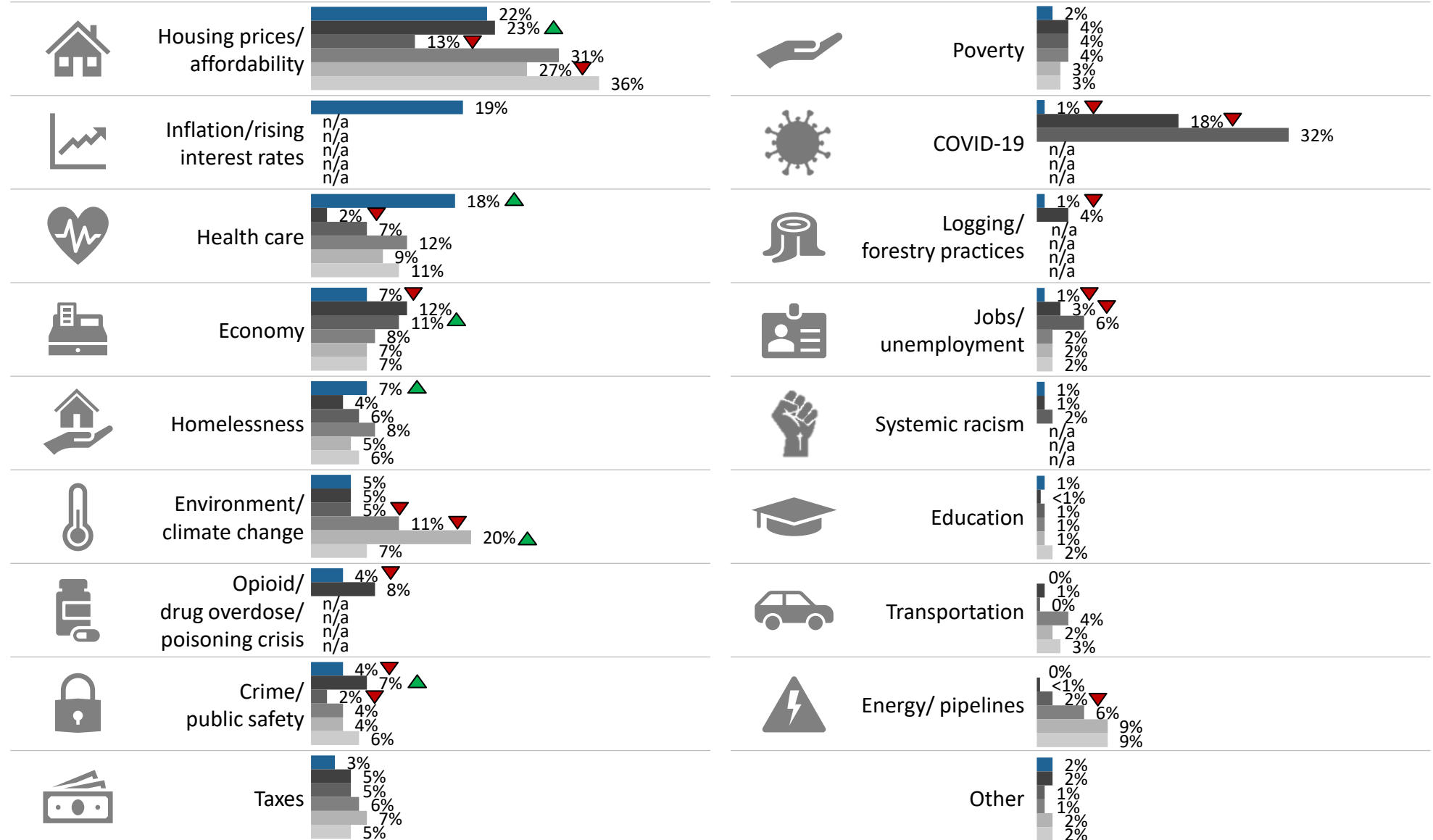
MOST IMPORTANT BC ISSUES: AIDED

Housing affordability remains the top issue in BC and as in the past is the most pressing concern for young British Columbians (see next page).

The newly added inflation/rising interest rates is clearly a key issue in the current economy and a close second to housing prices in terms of number who identify it as the top issue in BC.

Health care has risen significantly as an issue in the minds of British Columbians in 2023 compared with that of recent years.

Beyond these top three, the remaining issues are most important to only a small segment of the population.

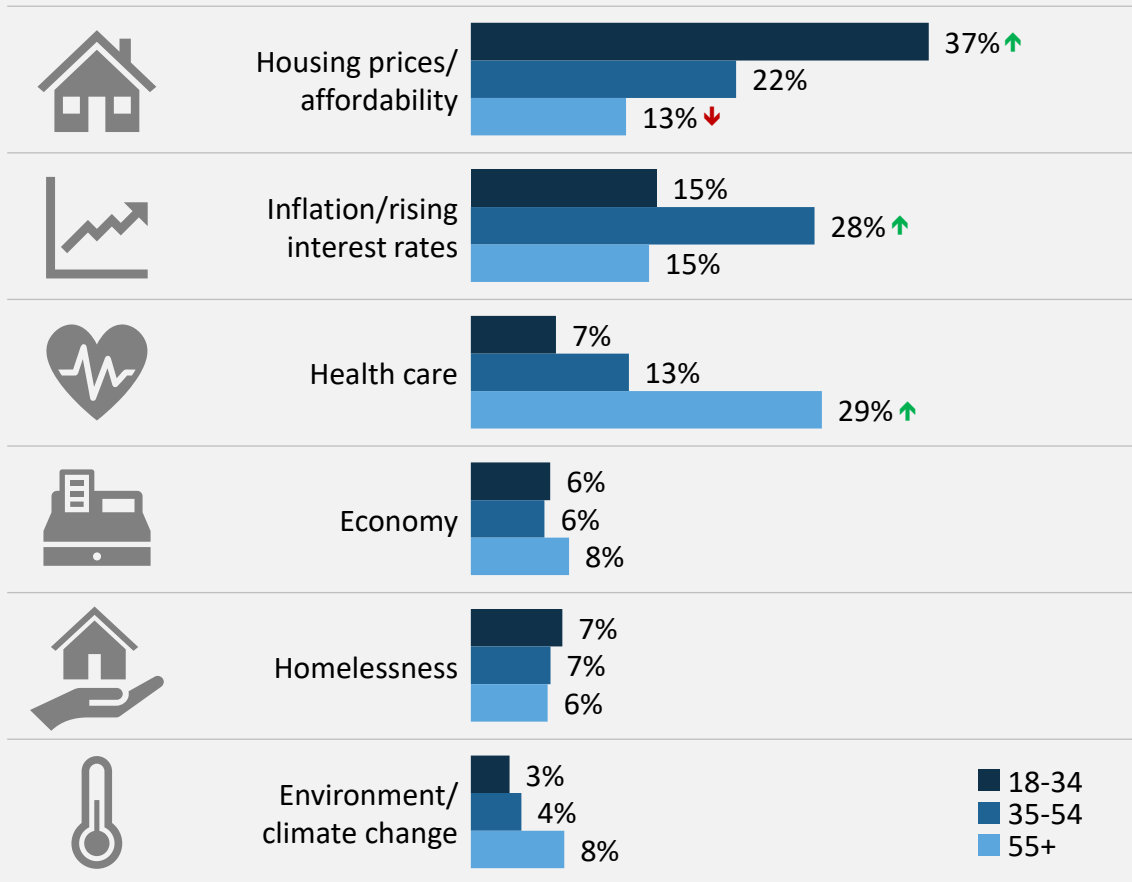


*Wording change from environment in 2018 to environment/climate change in 2019. In your view, what is the most important issue facing British Columbia today?

▲ Statistically significantly higher than previous wave.
▼ Statistically significantly lower than previous wave.

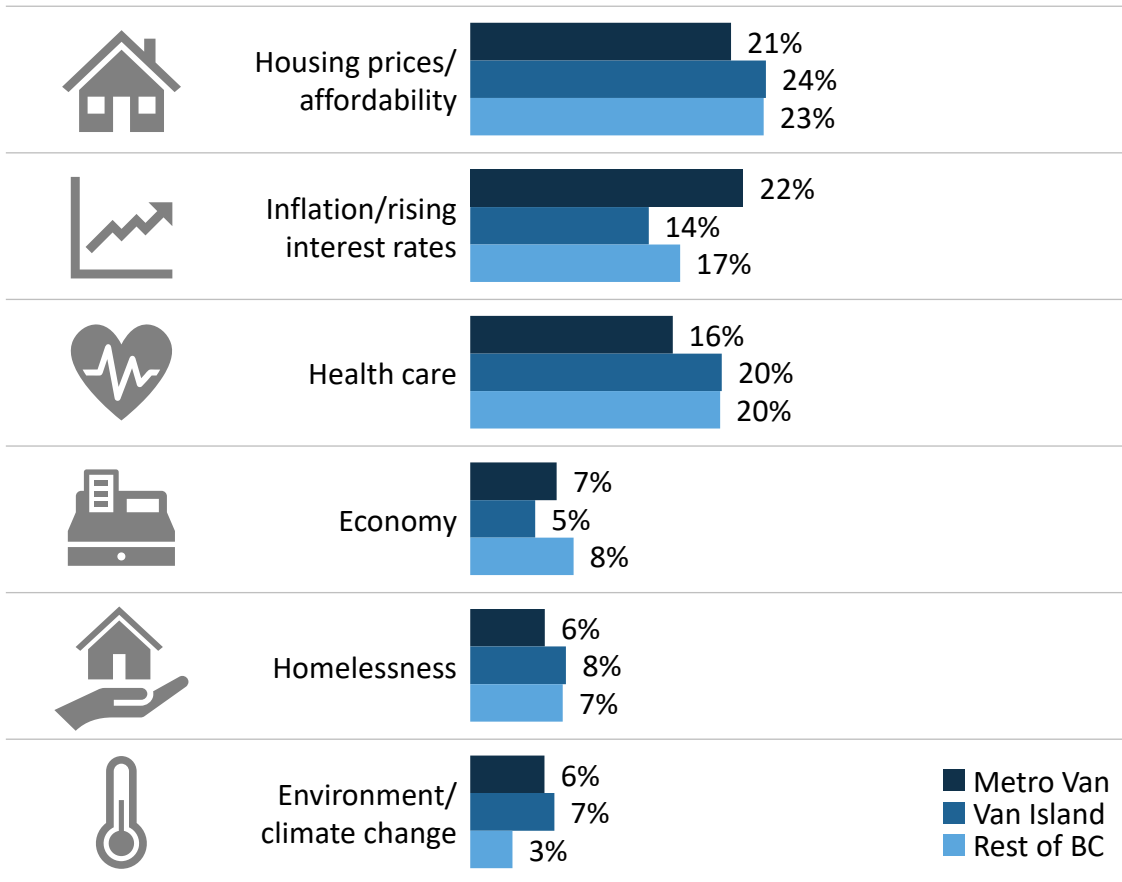
TOP 6 MOST IMPORTANT BC ISSUES: AIDED x AGE

(Jan 2023)



TOP 6 MOST IMPORTANT BC ISSUES: AIDED x REGION

(Jan 2023)

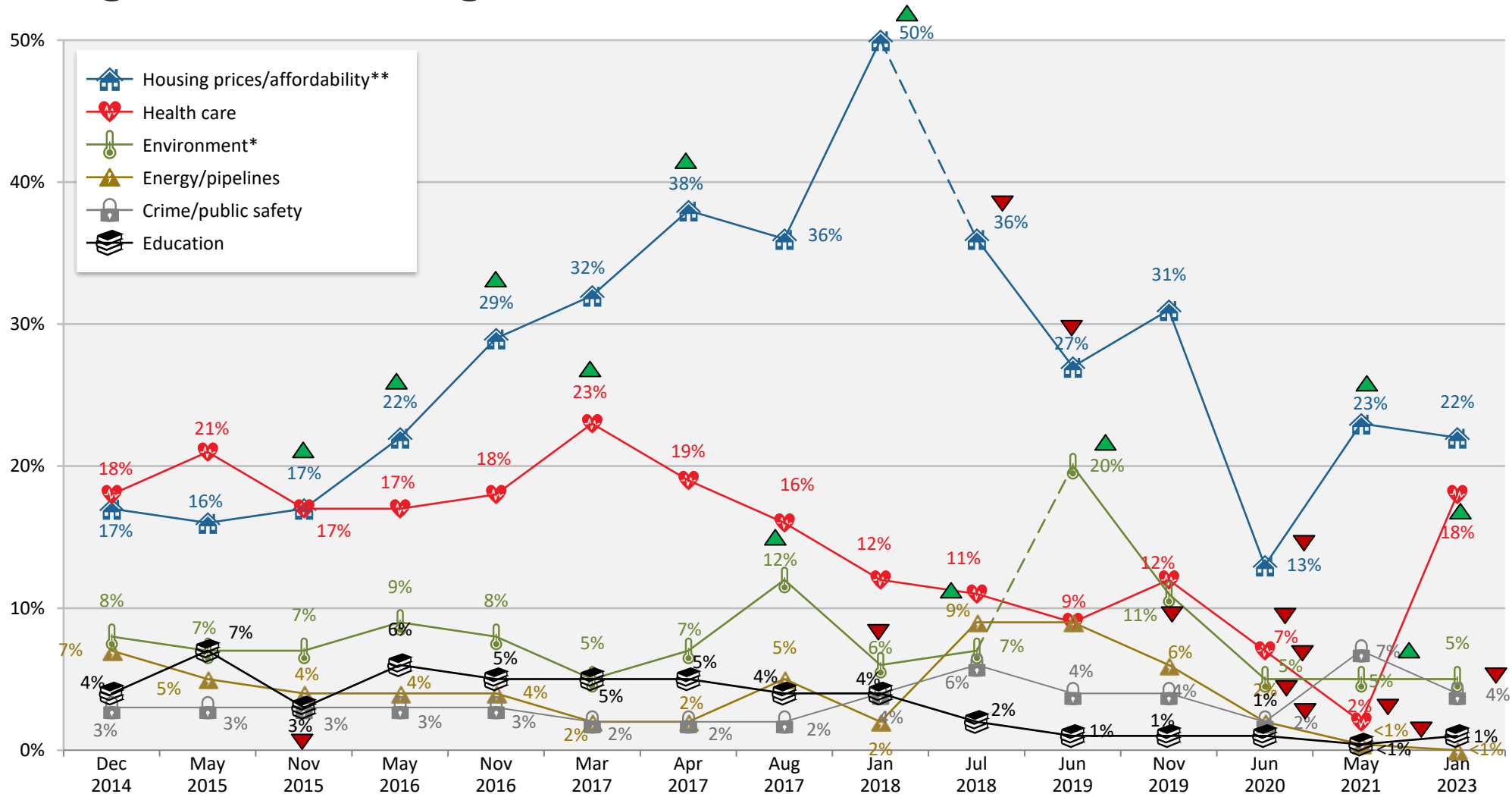


MOST IMPORTANT BC ISSUES: AIDED Longer Term Tracking

Longer term trending shows how much issues tend to bounce around over time as priorities and economic pressures and issues shift in BC.

Despite being the #1 concern in BC today, housing affordability is far from being at the peak it has been in the past, with concern double the current level in mid-2018.

Similarly, concerns about health care have slightly exceeded the level seen in 2023 (higher in March 2017).



*Wording change from environment in 2018 to environment/climate change in 2019.

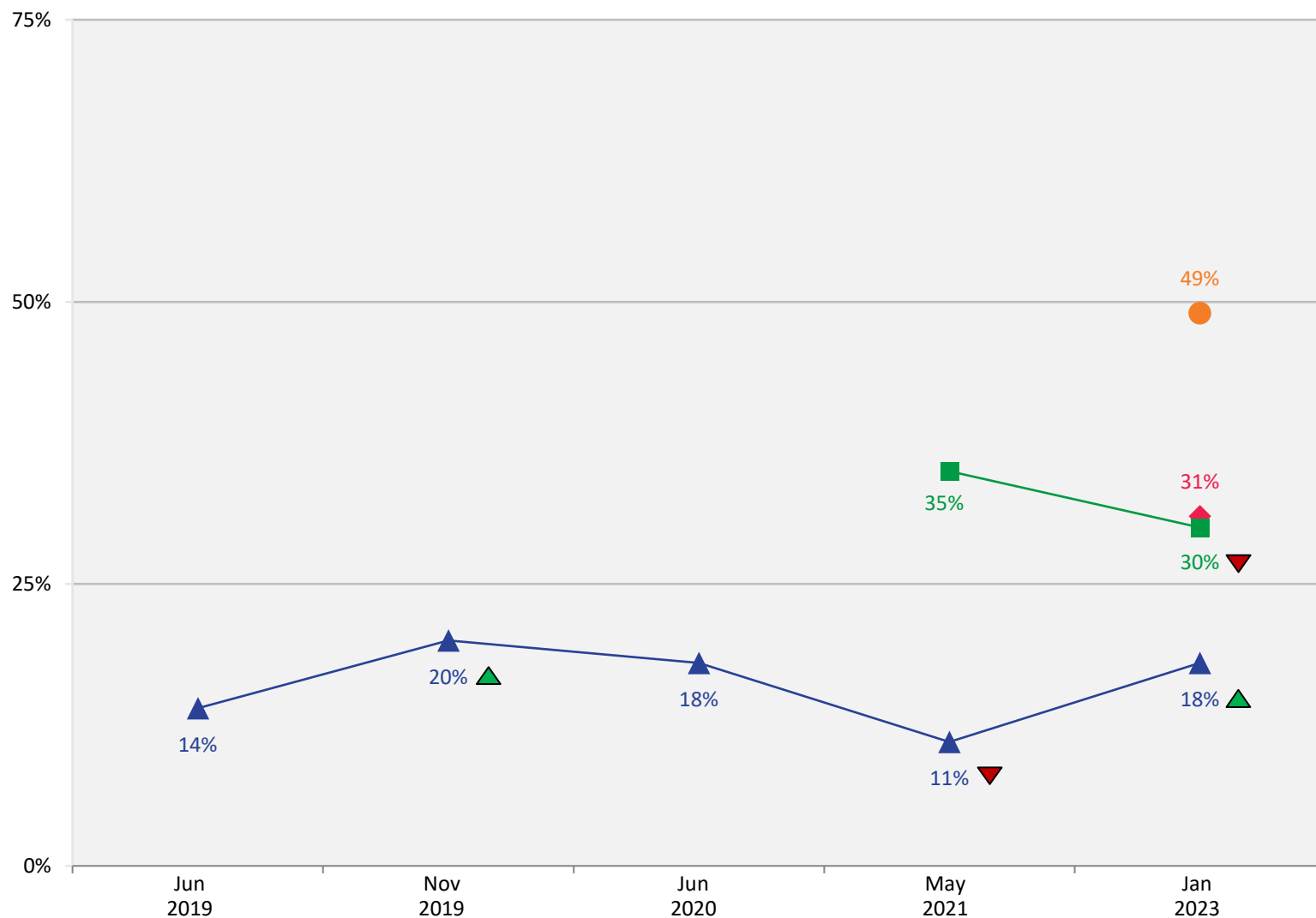
** Wording change from housing/ poverty/ homelessness to housing prices/affordability in July 2018.

In your view, what is the most important issue facing British Columbia today?

▲ Statistically significantly higher than previous wave.

▼ Statistically significantly lower than previous wave.

CURRENT LEADER APPROVAL RATING



New premier David Eby receives the highest approval rating of the leaders in 2023 at 49%. Still, with 23% unable to provide a rating (compared to John Horgan's 10% in 2021), Eby has ground to cover to make sure he is known to all British Columbians.

Furstenau's approval rating is softer in 2023 versus two years previously, and a lack of familiarity continues to be an issue for her (37% were not able to provide an answer, a similar level to that seen in 2021). Falcon likewise suffers from a lack of recognition – while his 31% approval rating is reasonable, 32% did not know enough about him to provide a rating.

Bolin continues to receive the lowest approval rating at 18% and the lowest level of understanding (45% are currently unable to rate him). Still, Bolin's approval rating has recovered from the softer score in 2021 and is back to 2019-2020 levels.

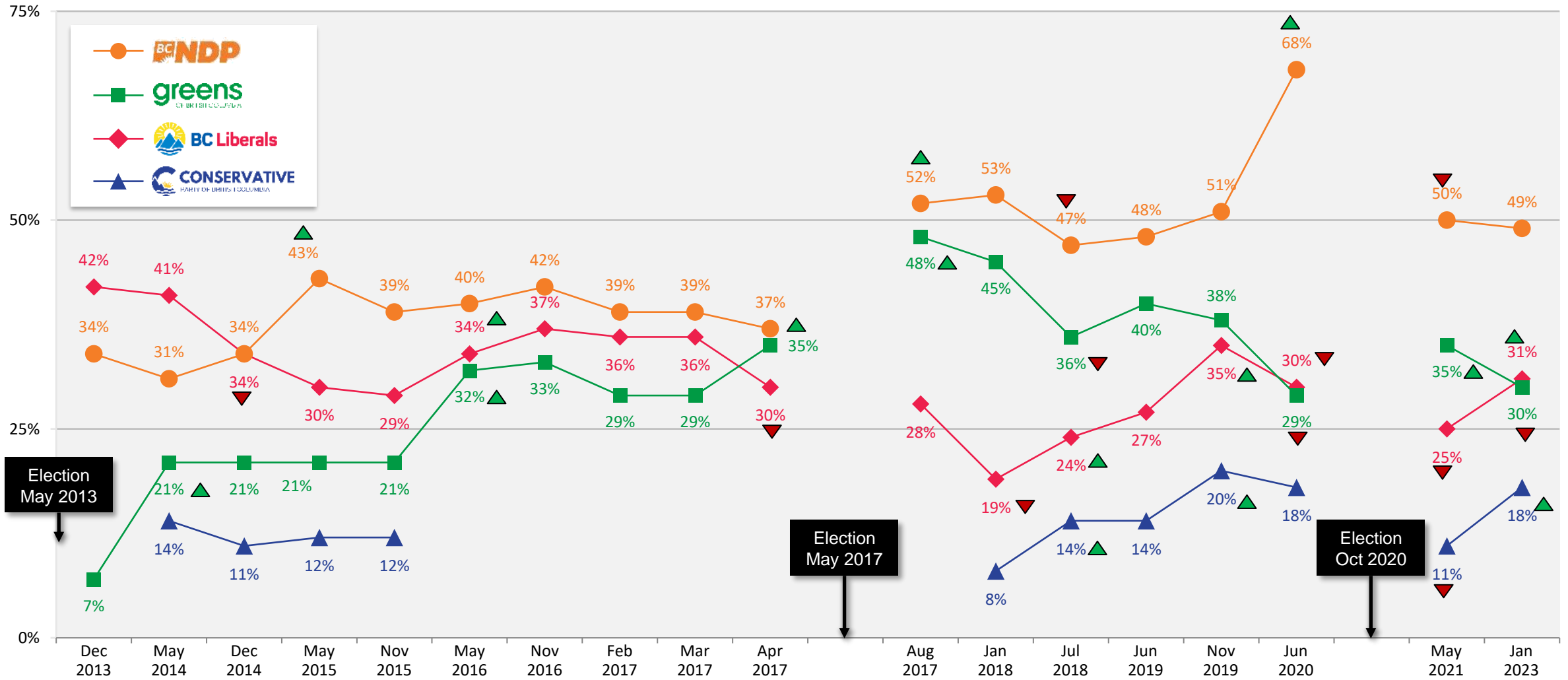


▲ Statistically significantly higher than previous wave.
▼ Statistically significantly lower than previous wave.

Thinking of each of the following provincial party leaders, would you say you generally approve or disapprove of the way each has performed in their job?

LEADER APPROVAL RATING

Longer Term Tracking

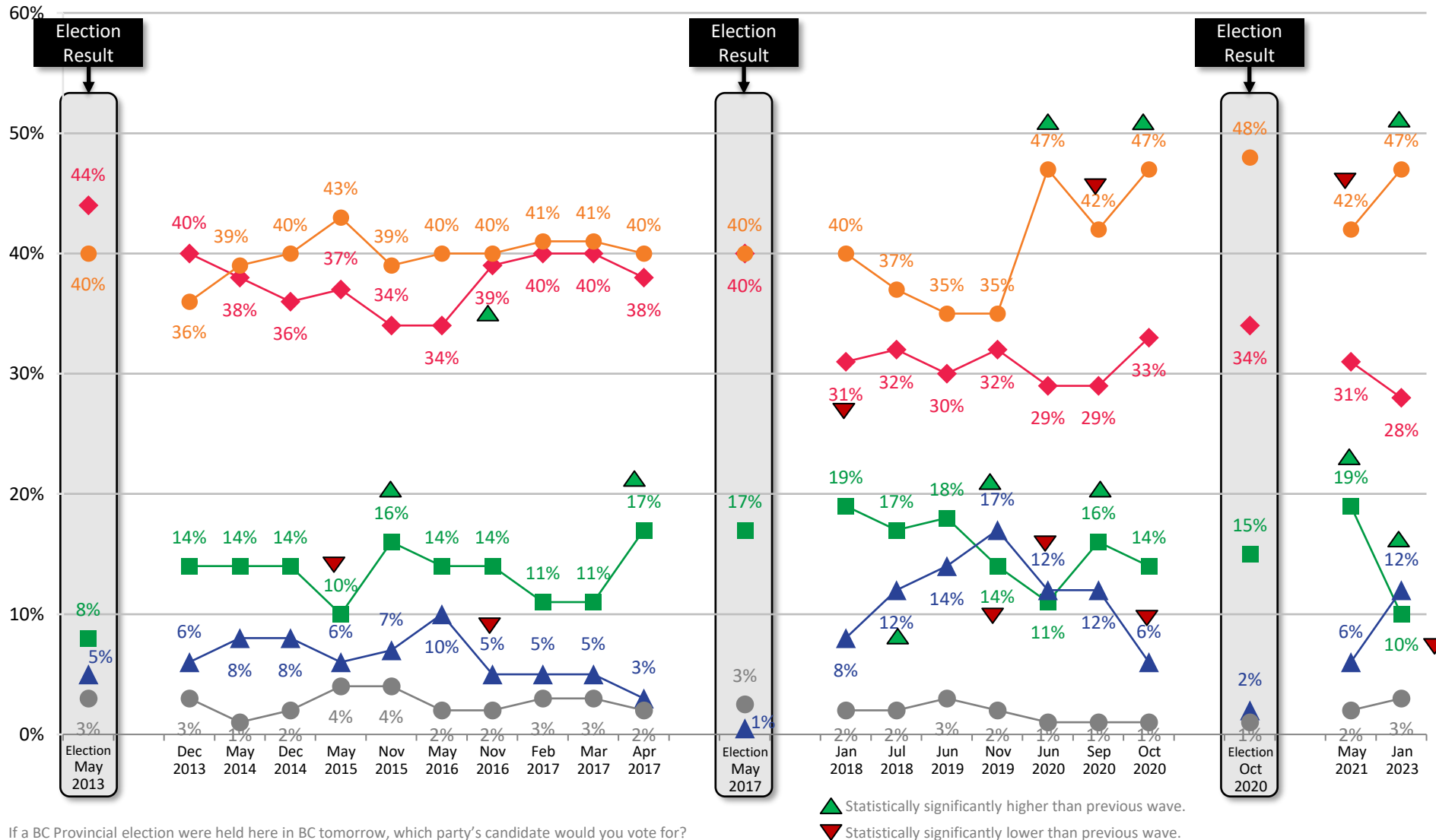


▲ Statistically significantly higher than previous wave.
 ▼ Statistically significantly lower than previous wave. 10

Thinking of each of the following party leaders, would you say you generally approve or disapprove of the way each has performed in their job?

PROVINCIAL VOTING INTENTIONS

(Among Decided Voters)



If a BC Provincial election were held here in BC tomorrow, which party's candidate would you vote for?

NDP voting intentions are very strong, basically at the election result achieved in 2020 and equal to the tracking high for the party over time.

BC Liberal support has softened since 2021 (declines are most noted among men and the middle age cohort, see next page) and remains in a very distant second place.

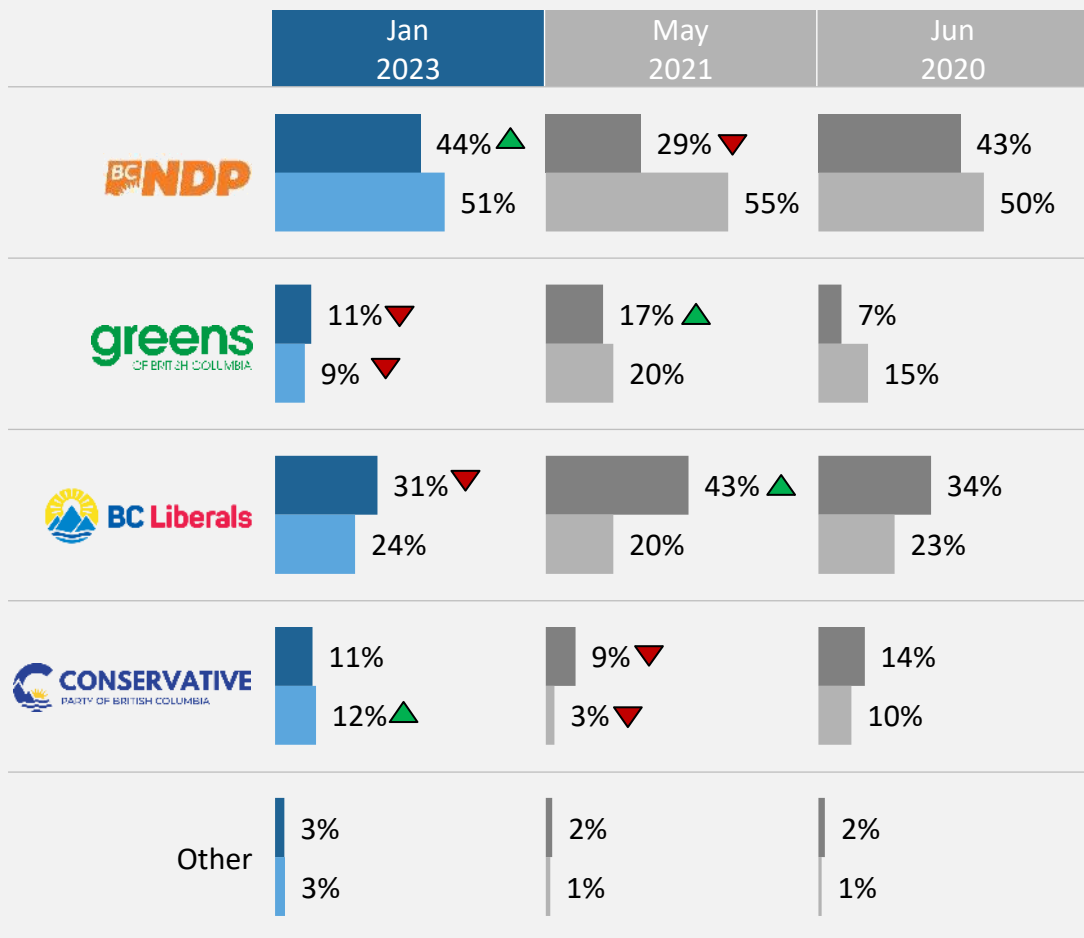
The BC Green Party has lost its 2021 gains and is at a low level for the party versus past polling. Losses are most acute among younger voters and those on Vancouver Island (see next page), both of whom are typically strong supporters for the Greens.

Support for the BC Conservatives Party has recovered somewhat, allowing them to pull slightly ahead of the Greens.



PROVINCIAL VOTING INTENTIONS x GENDER

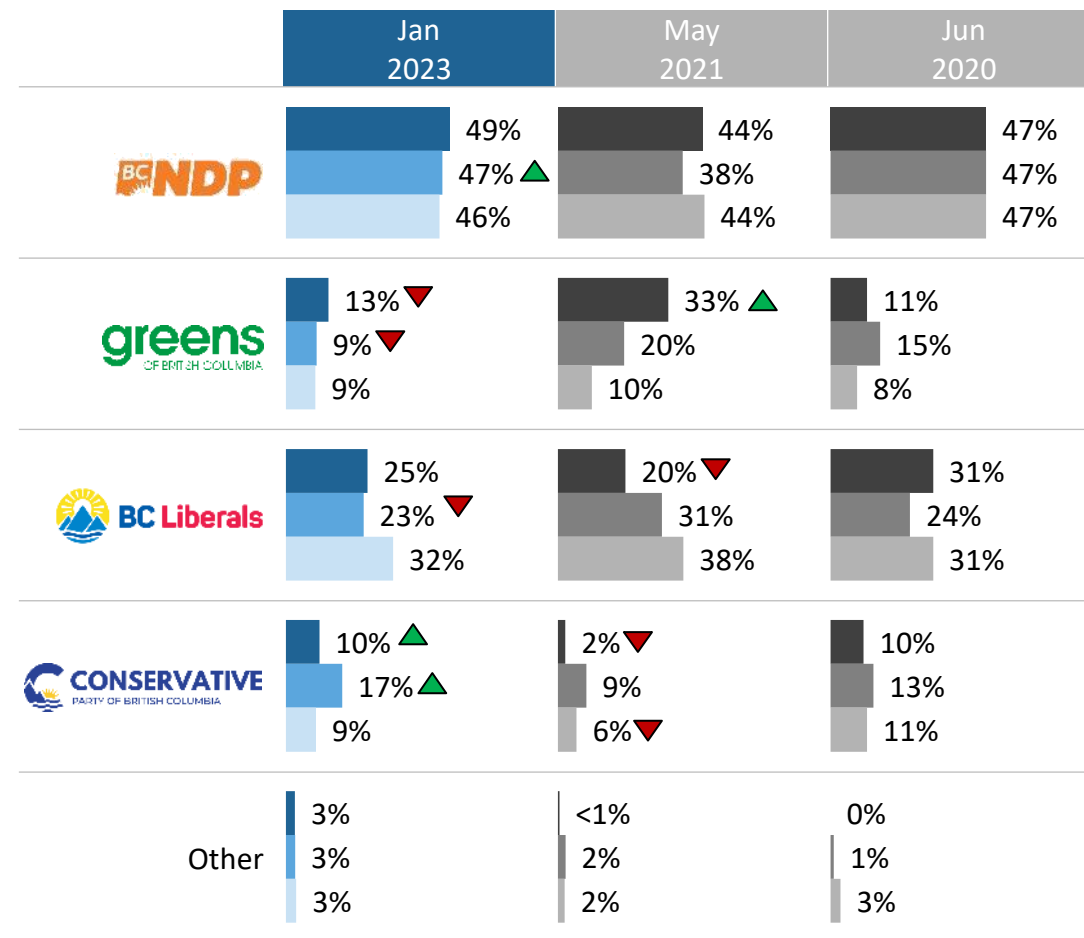
(Among Decided Voters)



■ Male
■ Female

PROVINCIAL VOTING INTENTIONS x AGE

(Among Decided Voters)

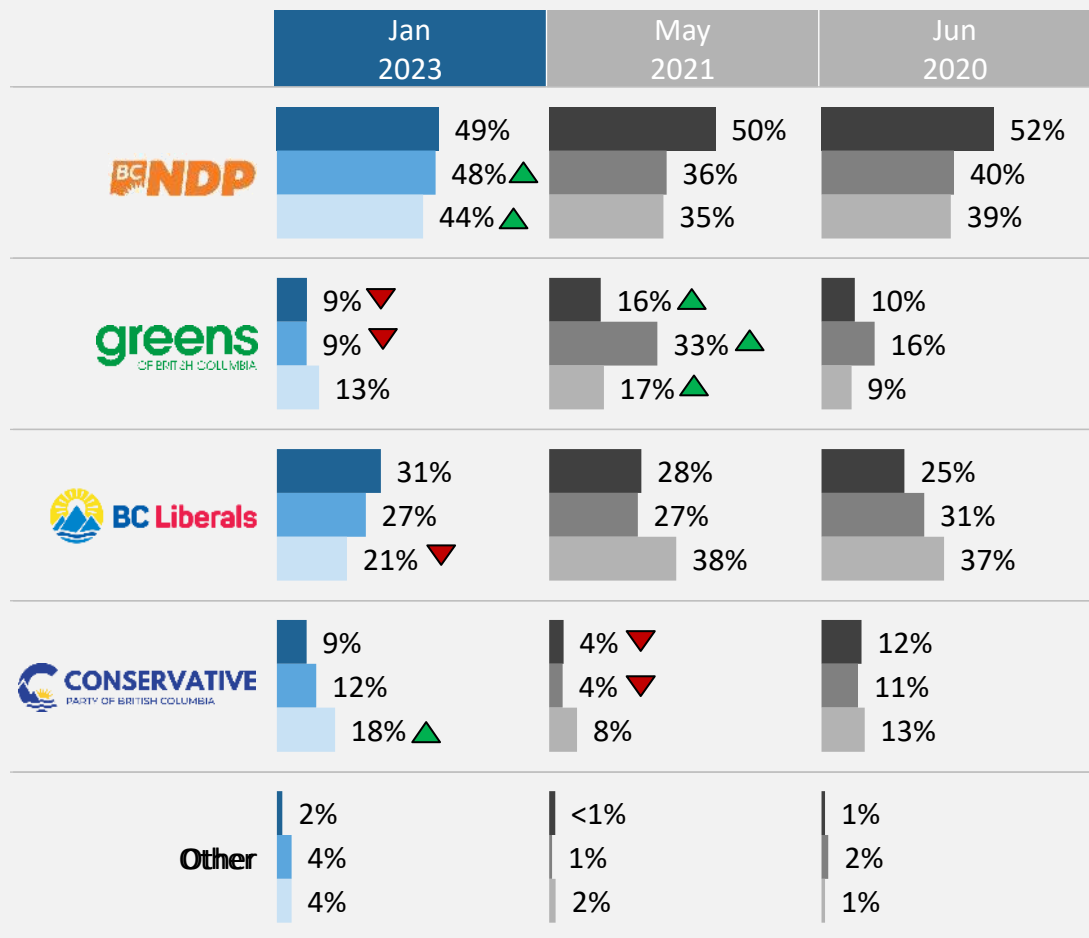


■ 18-34
■ 35-54
■ 55+

▲ Statistically significantly higher than previous wave.
▼ Statistically significantly lower than previous wave.

PROVINCIAL VOTING INTENTIONS x REGION

(Among Decided Voters)




▲ Statistically significantly higher than previous wave.

▼ Statistically significantly lower than previous wave.

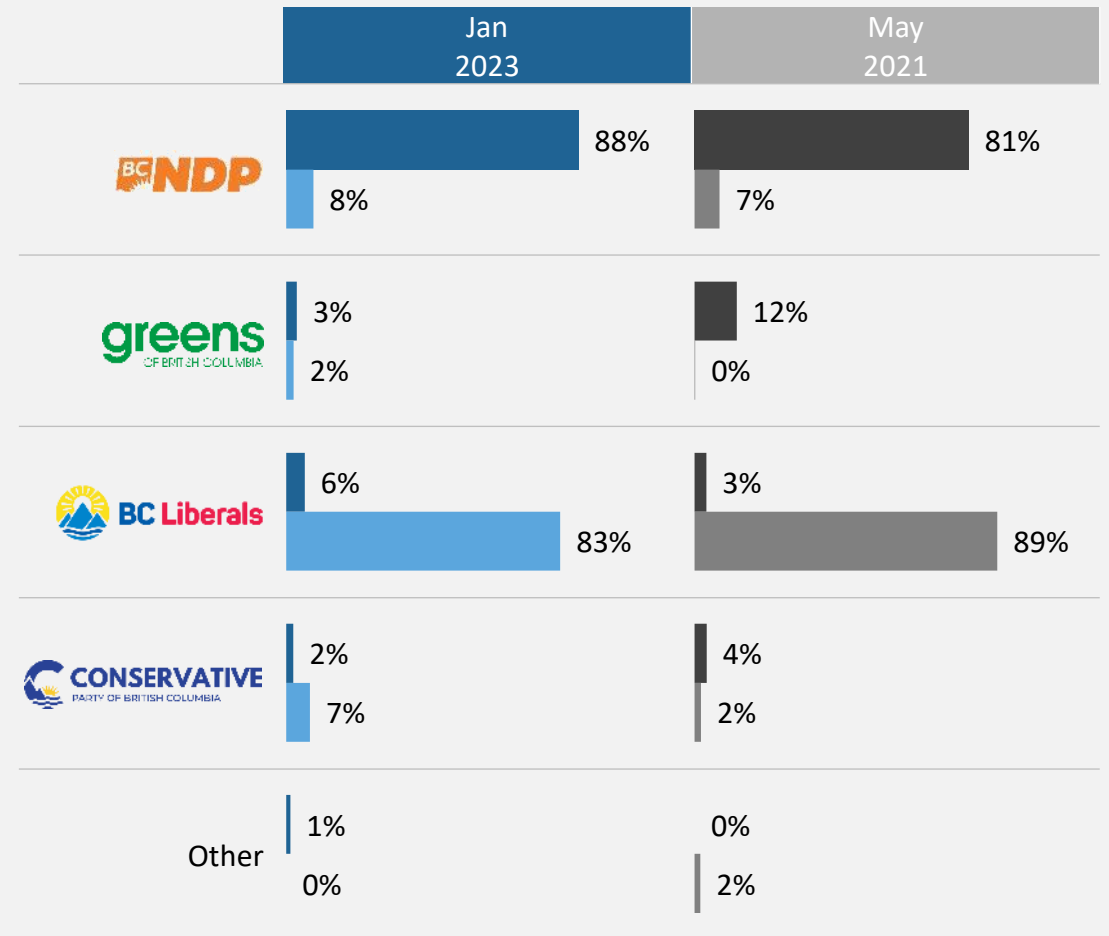
■ Metro Van
■ Van Island
■ Rest of BC

If a BC Provincial election were held here in BC tomorrow, which party's candidate would you vote for?



PROVINCIAL VOTING INTENTIONS X PAST (2020) PROVINCIAL VOTING

(Among Decided Voters)



▲ Statistically significantly higher than previous wave.
▼ Statistically significantly lower than previous wave.

■ Voted BC NDP in last election
■ Voted BC Liberals in last election

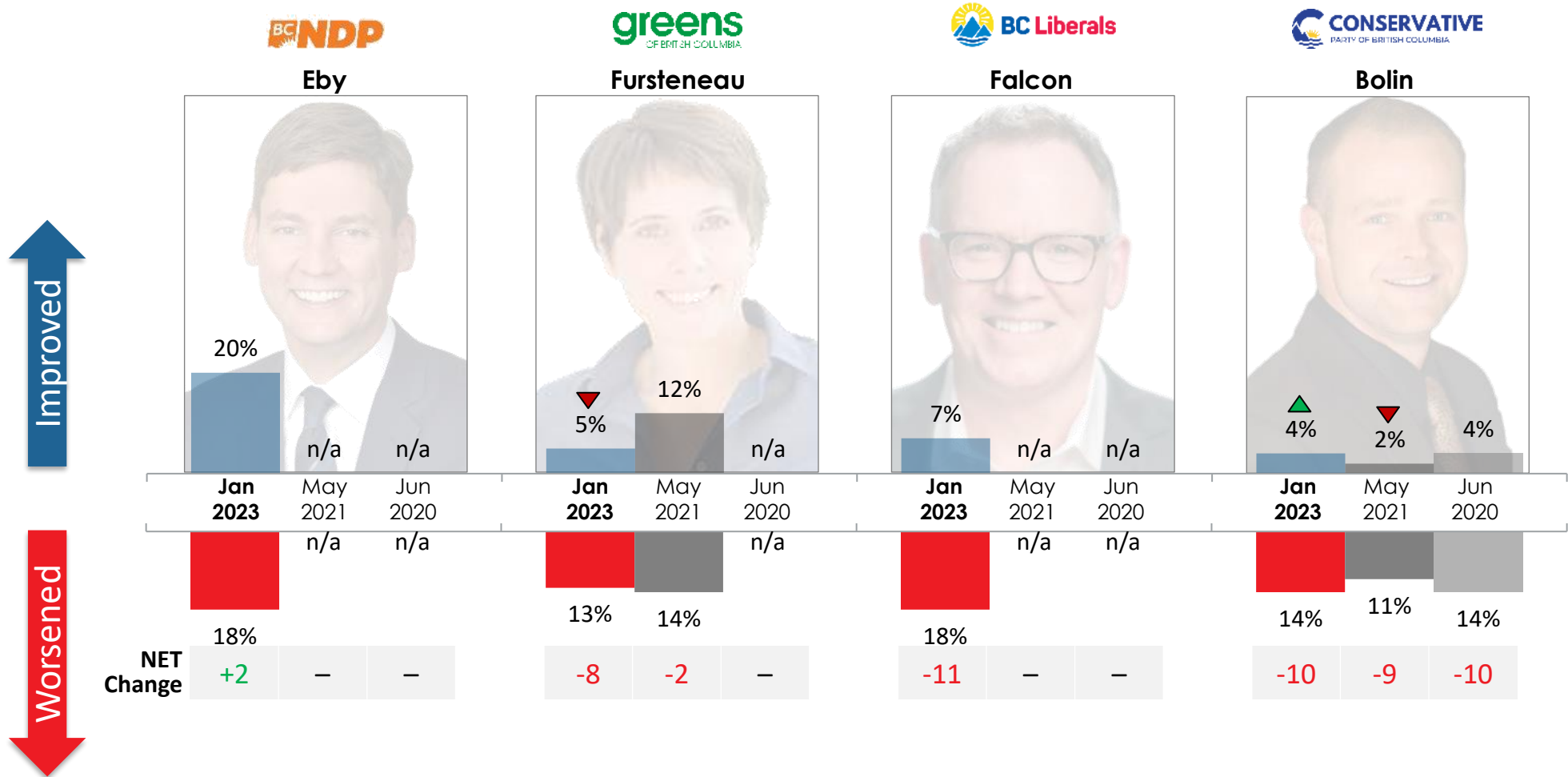
If a BC Provincial election were held here in BC tomorrow, which party's candidate would you vote for?



CHANGE IN OPINION OF LEADERS

Opinions of Eby are on a steady or upward trajectory at present, the only leader fortunate enough to be in that position. Those who have a better opinion of him just slightly outweigh the number whose opinions have worsened in the past six months.

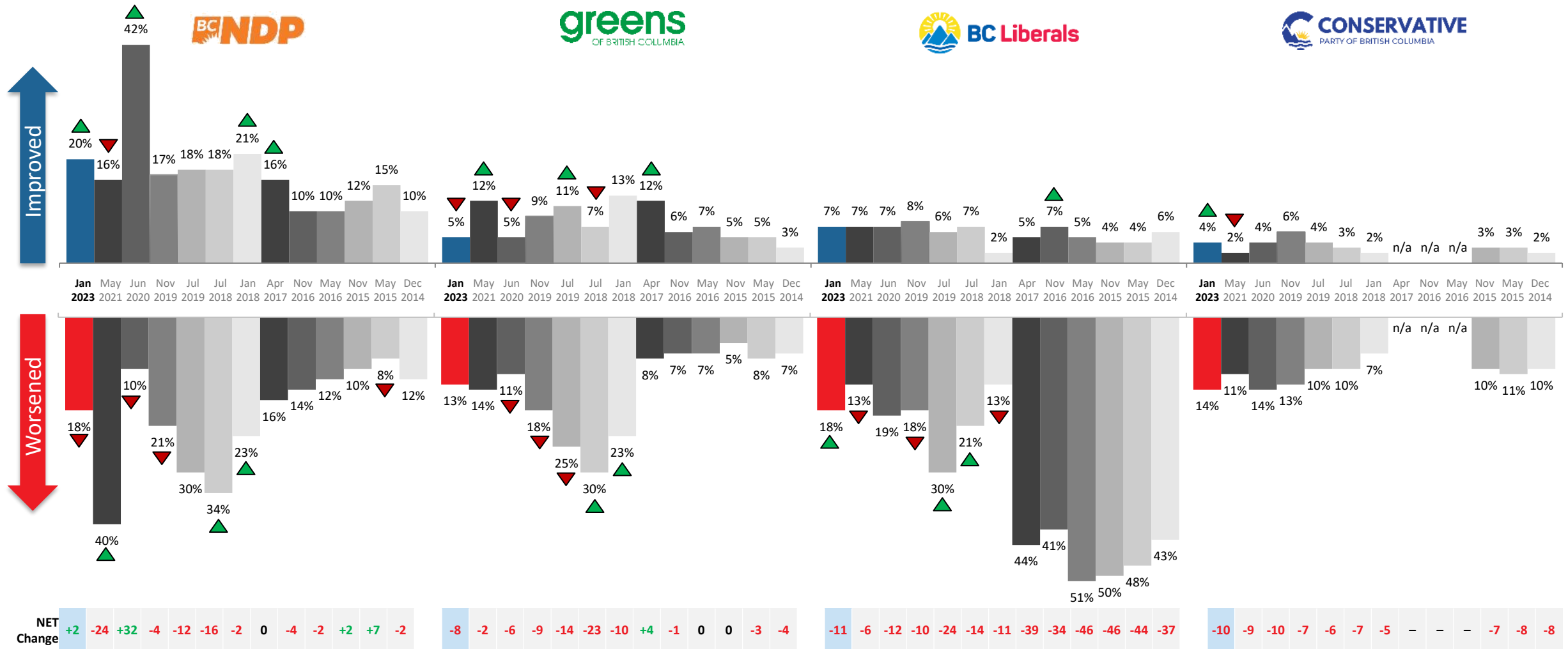
In contrast, all other leaders are seeing more British Columbians having a worsening opinion of them than a better one, suggesting a softening trend in public opinion of these leaders.



Over the past six months, has your opinion of each of the following leaders improved, stayed the same, or worsened?

▲ Statistically significantly higher than previous wave.
▼ Statistically significantly lower than previous wave.

CHANGE IN OPINION OF LEADERS Longer Term Tracking of Parties



Over the past six months, has your opinion of each of the following leaders improved, stayed the same, or worsened?

▲ Statistically significantly higher than previous wave.
▼ Statistically significantly lower than previous wave.

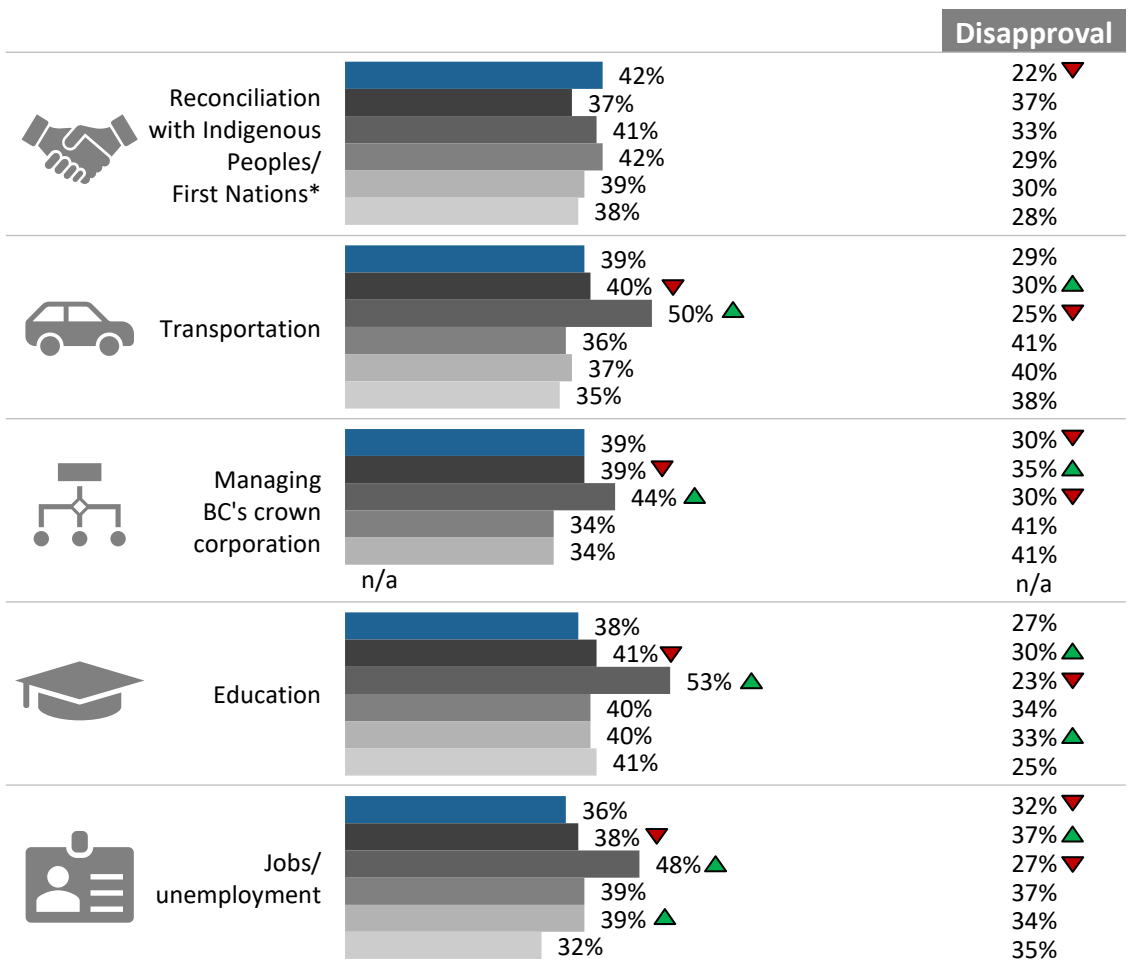
APPROVAL RATING OF CURRENT GOVERNMENT ON ISSUES

Trends in approval ratings for the NDP government are mixed in 2023, which is a fairly typical outcome for this metric.

After the COVID-19 “halo effect” wore off in 2021, 2023 represents a settling out for certain issues and stability for others.

Ranked from highest to lowest approval ratings, the five issues shown on this page are the ones the current government is getting the best scores of the 17 tested.

- Jan 2023
- May 2021
- Jun 2020
- Nov 2019
- Jun 2019
- Jul 2018



*Wording change from handling relations with to reconciliation with in 2023.

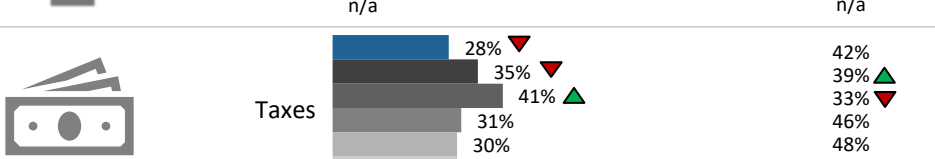
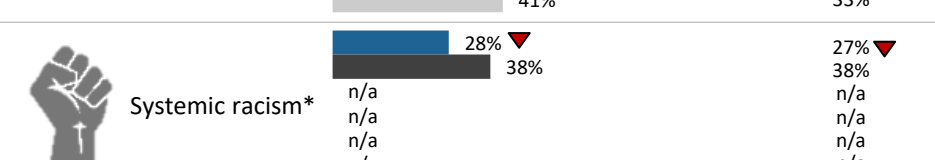
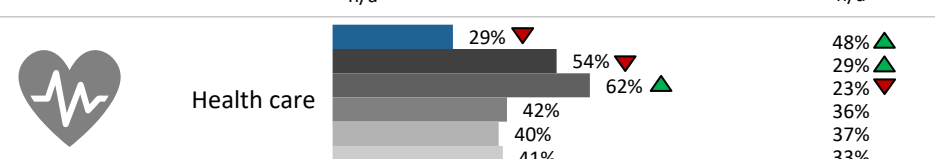
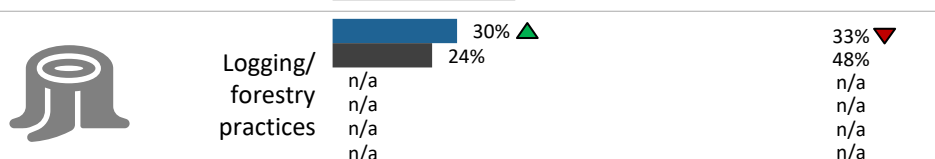
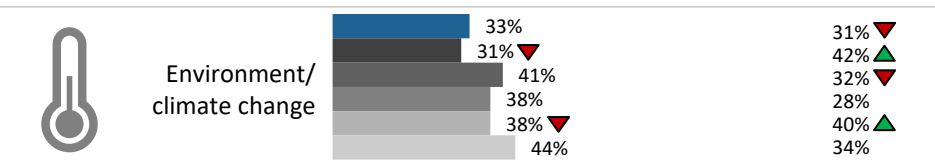
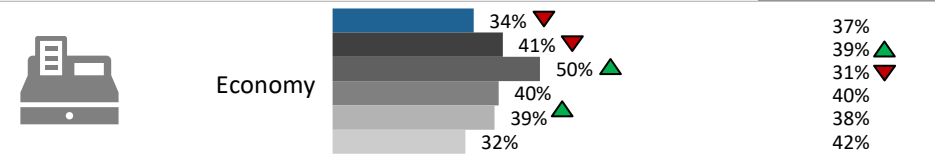
Do you think David Eby and the BC NDP have done a good job or a bad job handling each of the following issues?

▲ Statistically significantly higher than previous wave.
▼ Statistically significantly lower than previous wave.

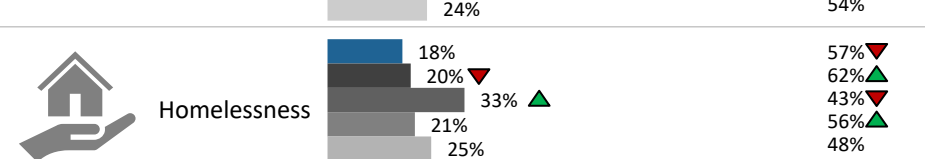
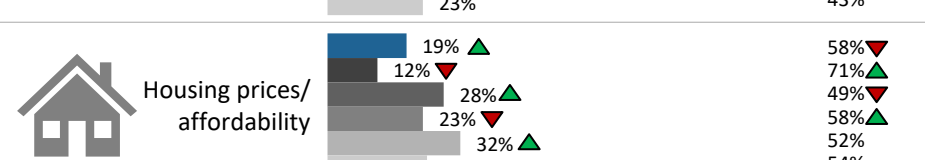
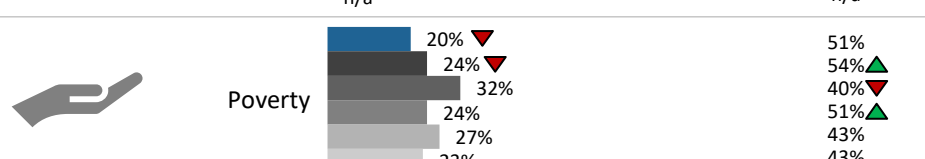
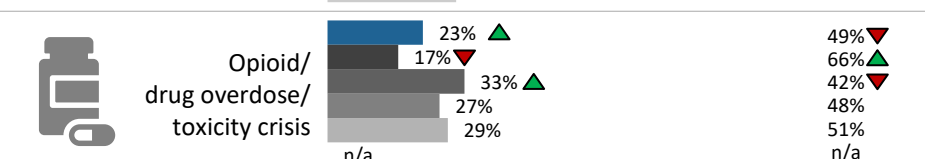
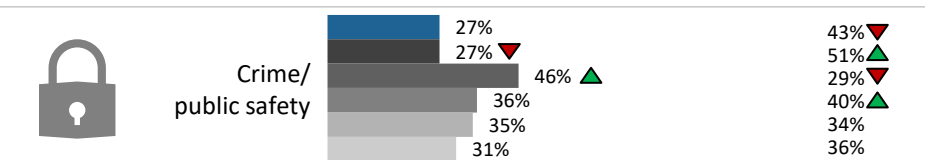
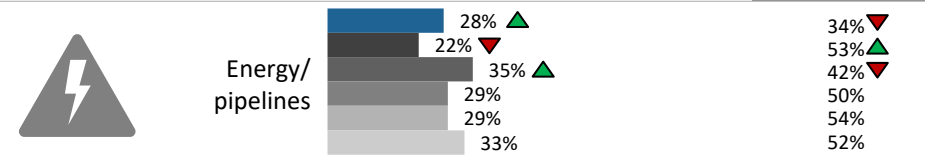


APPROVAL RATING OF CURRENT GOVERNMENT ON ISSUES (cont.)

Disapproval

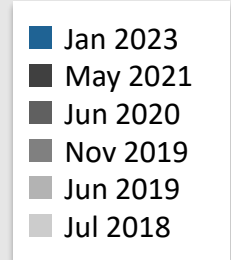


Disapproval



Eby's government's recent handling of energy/pipelines has resulted a recovery from particularly low scores in 2021. There are also slightly higher approval ratings for the opioid crisis and the hot housing affordability issue versus 2021 levels, although approval ratings on both rank towards the bottom of our list.

In contrast, British Columbians are increasingly critical of the NDP's handling of health care in particular, but also the economy, systemic racism, taxes and poverty.



* Wording change from racism to systemic racism in 2023.

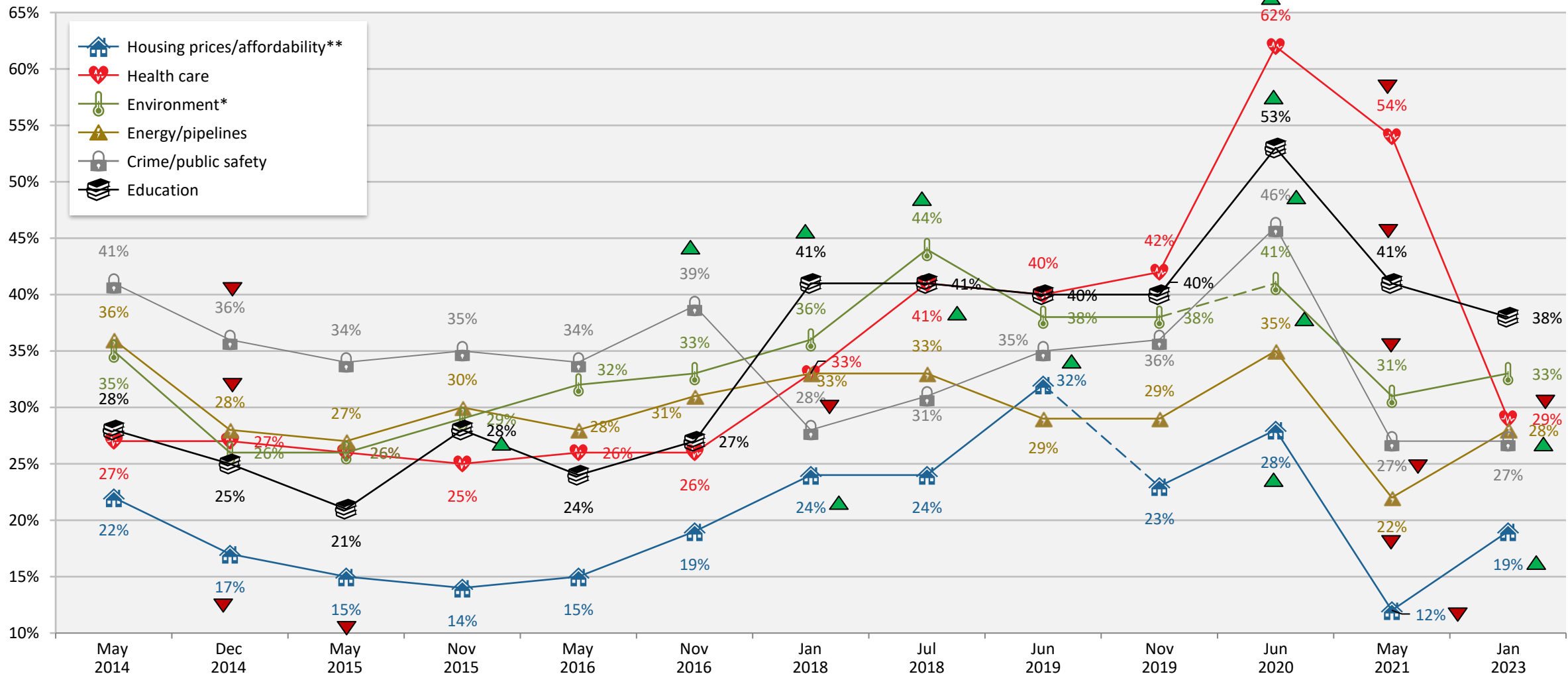
Do you think David Eby and the BC NDP have done a good job or a bad job handling each of the following issues?

▲ Statistically significantly higher than previous wave.

▼ Statistically significantly lower than previous wave.

APPROVAL RATING OF CURRENT GOVERNMENT ON KEY ISSUES

Longer Term Trending



*Wording change from environment in 2018 to environment/climate change in 2019.

** Wording change from housing/ poverty/ homelessness to housing prices/affordability in July 2018.

Do you think David Eby and the BC NDP have done a good job or a bad job handling each of the following issues?

▲ Statistically significantly higher than previous wave.

▼ Statistically significantly lower than previous wave.

ABOUT LEGER

TRUST



BUILT FOR SUCCESS

THE BEST
OF BOTH
WORLDS

DIVERSE CLIENTS
WITH COMPLEX
MANDATES

ONE-STOP SHOP
THE ONLY FULLY
INTEGRATED MARKET
RESEARCH COMPANY IN
CANADA.

EFFICIENT
OPERATIONAL
STRUCTURE

THE MOST
ACCURATE
POLLING FIRM
IN CANADA

8 offices in Canada coast to coast and the USA, and over **600** employees, including **235** professionals.



INTELLIGENCE



WE KNOW CANADIANS

FROM
RESEARCH
TO INSIGHTS

LEGER
ANALYTICS

SPECIALIZED
STUDIES

DIGITAL
EXPERTISE

INTERNATIONAL
NETWORK

Last year, we conducted
5,626,037 online surveys and
249,523 telephone surveys.



REAL-TIME SOLUTIONS

EXPLORE
UX EXPERTISE

ENGAGE
CMNTY

EXPERIENCE
QUALTRICS PARTNERSHIP

EXCHANGE
LEO MOBILE APP

Leger is the most innovative and cutting-edge polling, market research and analytics firm in Canada. We offer a variety of powerful real-time solutions that allow you to get better, smarter information more quickly.

LEO is the largest proprietary online panel in Canada, with over **400,000** members across North America.



OUR SERVICES

- **Leger**
Marketing research and polling
- **Leger MetriCX**
Strategic and operational customer experience consulting services
- **Leger Analytics (LEA)**
Data modelling and analysis
- **Leger Opinion (LEO)**
Panel management
- **Leger Communities**
Online community management
- **Leger Digital**
Digital strategy and user experience
- **International Research**
Worldwide Independent Network (WIN)

600
EMPLOYEES



185
CONSULTANTS



8
OFFICES

MONTREAL | QUEBEC CITY | TORONTO | WINNIPEG
EDMONTON | CALGARY | VANCOUVER | PHILADELPHIA

Leger

We know Canadians

