
NORTH AMERICAN TRACKER

Leger

September 19th, 2022

EDITION

METHODOLOGICAL APPROACH

METHODOLOGY



Leger, the largest Canadian-owned polling and marketing research firm, conducted this web survey with a representative sample of **1,010 Americans**, over the age of 18, selected from LEO's (Leger Opinion) representative panel. Data collection took place from **September 16th 2022, to September 18th 2022**, via Computer-Assisted Web Interviewing technology (CAWI).

Using 2010 U.S. Census reference variables, the American data was then analyzed and weighted by our statisticians according to gender, age, region, race/ethnicity, household size and education level in order to render a representative sample of the general population.

**BIDEN
HARRIS**



Leger

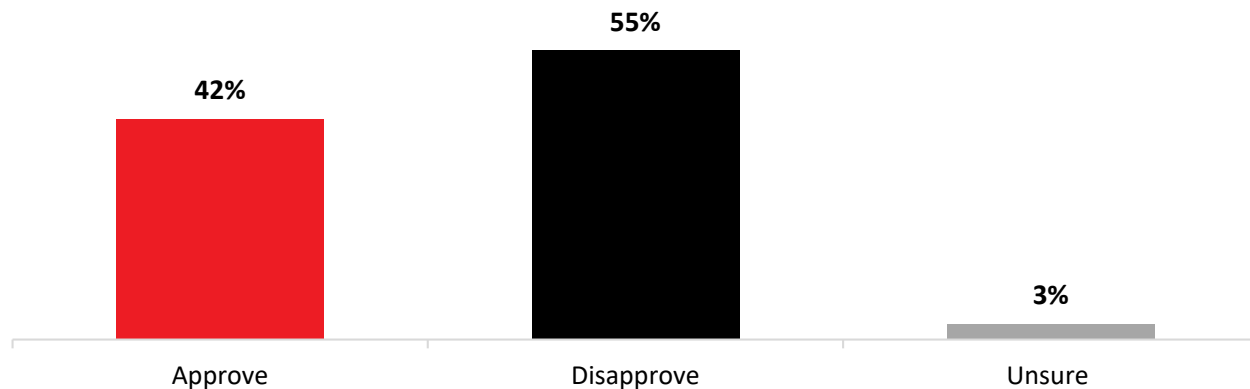
**JOE BIDEN AND KAMALA
HARRIS' APPROVAL RATING**

BIDEN'S APPROVAL RATING (1/2)

CTC631T. Overall, do you approve or disapprove of the way Joe Biden is handling his job as president?

In the event a respondent had no opinion, the following prompting question was asked: Even if you have not yet made up your mind, do you tend to approve or disapprove the way Joe Biden is handling his job as president?

Base: All respondents (n=1,010)



BIDEN'S APPROVAL RATING (2/2)

CTC631T. Overall, do you approve or disapprove of the way Joe Biden is handling his job as president?

In the event a respondent had no opinion, the following prompting question was asked: Even if you have not yet made up your mind, do you tend to approve or disapprove the way Joe Biden is handling his job as president?

Base: All respondents

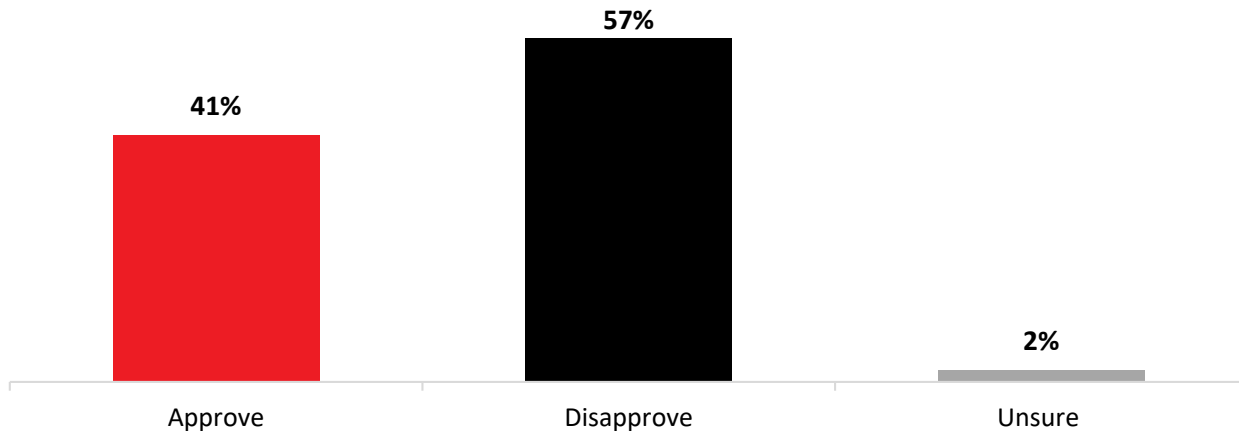
| | TOTAL USA | North-East | Mid-West | South | West | 18-34 | 35-54 | 55+ | Male | Female | Voted for Trump | Voted for Biden | Voted for other | TOTAL Sept 6th | Gap |
|---------------|------------|------------|----------|-------|------|-------|-------|-----|------|--------|-----------------|-----------------|-----------------|----------------|-----|
| Weighted n= | 1010 | 181 | 219 | 375 | 235 | 236 | 397 | 377 | 491 | 519 | 375 | 407 | 16 | 1011 | |
| Unweighted n= | 1010 | 217 | 217 | 347 | 229 | 130 | 338 | 542 | 480 | 530 | 356 | 447 | 31 | 1011 | |
| Approve | 42% | 44% | 42% | 35% | 53% | 41% | 48% | 37% | 43% | 41% | 9% | 80% | 18% | 41% | +1% |
| Disapprove | 55% | 56% | 56% | 61% | 44% | 53% | 50% | 62% | 54% | 56% | 91% | 19% | 82% | 57% | -2% |
| Unsure | 3% | 0% | 2% | 4% | 3% | 7% | 1% | 1% | 3% | 2% | 0% | 2% | 0% | 2% | +1% |

HARRIS' APPROVAL RATING (1/2)

CTC632T. Overall, do you approve or disapprove of the way Kamala Harris is handling her job as vice president?

In the event a respondent had no opinion, the following prompting question was asked: Even if you have not yet made up your mind, do you tend to approve or disapprove the way Kamala Harris is handling her job as vice president?

Base: All respondents (n=1,010)



HARRIS' APPROVAL RATING (2/2)

CTC632T. Overall, do you approve or disapprove of the way Kamala Harris is handling her job as vice president?

In the event a respondent had no opinion, the following prompting question was asked: Even if you have not yet made up your mind, do you tend to approve or disapprove the way Kamala Harris is handling her job as vice president?

Base: All respondents

| | TOTAL USA | North-East | Mid-West | South | West | 18-34 | 35-54 | 55+ | Male | Female | Voted for Trump | Voted for Biden | Voted for other | TOTAL Sept 6th | Gap |
|---------------|------------|------------|----------|-------|------|-------|-------|-----|------|--------|-----------------|-----------------|-----------------|----------------|-----|
| Weighted n= | 1010 | 181 | 219 | 375 | 235 | 236 | 397 | 377 | 491 | 519 | 375 | 407 | 16 | 1011 | |
| Unweighted n= | 1010 | 217 | 217 | 347 | 229 | 130 | 338 | 542 | 480 | 530 | 356 | 447 | 31 | 1011 | |
| Approve | 41% | 45% | 38% | 35% | 49% | 39% | 46% | 37% | 42% | 40% | 9% | 77% | 10% | 40% | +1% |
| Disapprove | 57% | 54% | 61% | 63% | 47% | 57% | 53% | 61% | 57% | 57% | 91% | 23% | 90% | 58% | -1% |
| Unsure | 2% | 1% | 1% | 2% | 3% | 4% | 1% | 1% | 1% | 2% | 0% | 1% | 0% | 3% | -1% |

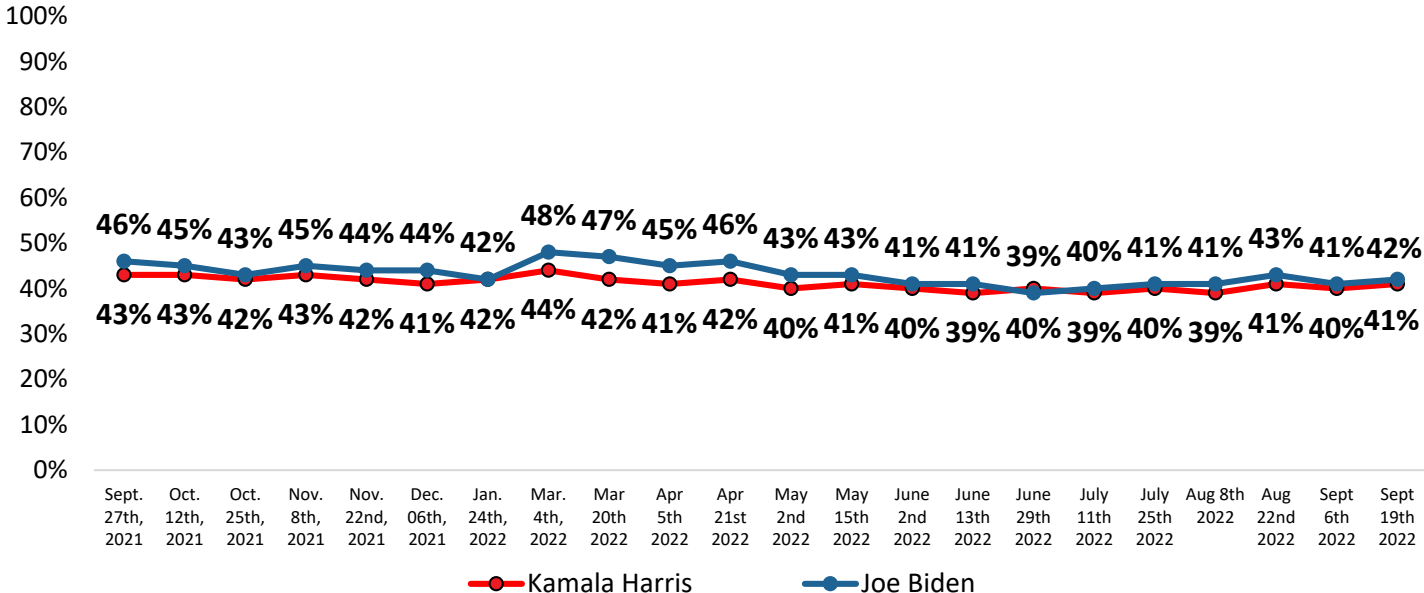
JOE BIDEN AND KAMALA HARRIS' APPROVAL RATING - EVOLUTION

American Survey

CTC631 and CTC632. Overall, do you approve or disapprove of the way Joe Biden/**Kamala Harris** is handling his job as president/**vice president**?
*In the event a respondent had no opinion, the following prompting question was asked: Even if you have not yet made up your mind, do you tend to approve or disapprove the way Joe Biden/**Kamala Harris** is handling his job as president/**vice president**?*






Base: All respondents

% Approve presented



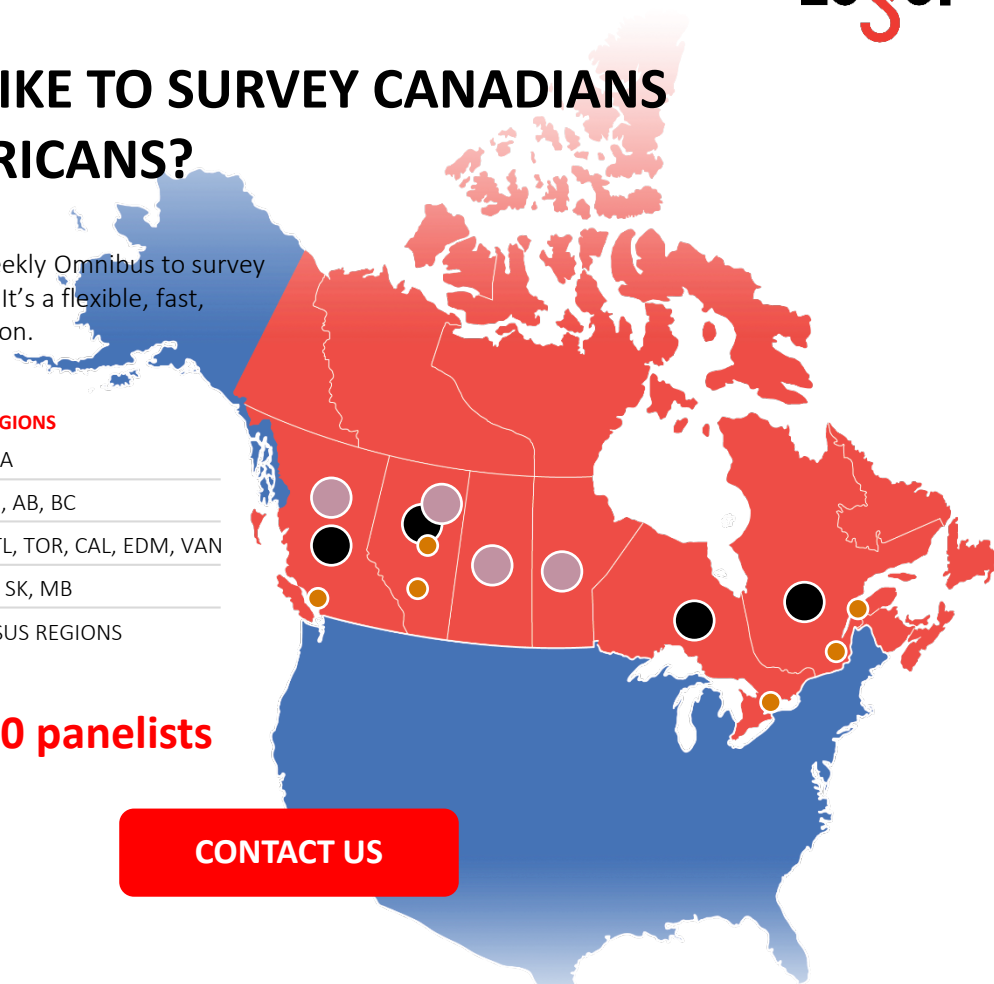
WOULD YOU LIKE TO SURVEY CANADIANS AND/OR AMERICANS?

Add your question(s) to our weekly Omnibus to survey the population of your choice! It's a flexible, fast, efficient and economical solution.

| OMNIBUS TYPE | n= | REGIONS |
|---|-------|-----------------------------|
|  NATIONAL | 1,500 | CANADA |
|  PROVINCIAL | 1,000 | QC, ON, AB, BC |
|  MUNICIPAL | 500 | QC, MTL, TOR, CAL, EDM, VAN |
|  WESTERN | 1,500 | BC, AB, SK, MB |
|  AMERICAN | 1,000 | 4 CENSUS REGIONS |

More than **400,000** panelists at your disposal

[CONTACT US](#)





Leger

APPENDIX

DETAILED METHODOLOGY

WEIGHTED AND UNWEIGHTED SAMPLE

The table below presents the American geographic distribution of respondents before weighting.

| US Region | Unweighted | Weighted |
|-----------|------------|----------|
| NorthEast | 217 | 181 |
| MidWest | 217 | 219 |
| South | 347 | 375 |
| West | 229 | 235 |

The following tables present the demographic distribution of respondents according to gender and age for the United States.

| GENDER | Unweighted | Weighted |
|--------|------------|----------|
| Male | 480 | 491 |
| Female | 530 | 519 |

| AGE | Unweighted | Weighted |
|-------------------|------------|----------|
| Between 18 and 34 | 130 | 236 |
| Between 35 and 54 | 338 | 397 |
| 55 or over | 542 | 377 |

OUR SERVICES

- **Leger**
Marketing research and polling
- **Leger MetriCX**
Strategic and operational customer experience consulting services
- **Leger Analytics (LEA)**
Data modelling and analysis
- **Leger Opinion (LEO)**
Panel management
- **Leger Community**
Online community management
- **Leger Digital**
Digital strategy and user experience
- **International research**
Worldwide Independent Network (WIN)

600

EMPLOYEES



185

CONSULTANTS



8

OFFICES

MONTREAL | QUEBEC CITY | TORONTO | WINNIPEG
EDMONTON | CALGARY | VANCOUVER | PHILADELPHIA

OUR COMMITMENTS TO QUALITY



Leger is a member of the [Canadian Research Insights Council \(CRIC\)](#), the industry association for the market/survey/insights research industry.



Leger is a member of [ESOMAR](#) (European Society for Opinion and Market Research), the global association of opinion polls and marketing research professionals. As such, Leger is committed to applying the [international ICC/ESOMAR](#) code of Market, Opinion and Social Research and Data Analytics.



Leger is also a member of the [Insights Association](#), the American Association of Marketing Research Analytics.



Leger is a sponsor of [CAIP Canada](#), Canada's professional body for Certified Analytics and Insights Professionals who uphold CRIC's marketing research and public opinion research standards. CAIP Canada is globally endorsed by ESOMAR and the MRII/University of Georgia.

Leger

We Know Canadians

