

Report

Municipal Poll & Referendum Questions

October 2021

For comment please contact:
Ian Large, Executive Vice President

llarge@Leger360.com

780-399-8904



DATE 2021-10-14

Leger





METHODOLOGY

METHODOLOGY

Study Population

- Eligible voters in Edmonton (proper) and Calgary (proper), aged 18 and older.

Data Collection

- A total of n=1,005 online surveys were conducted via Leger's LEO Panel, including:
 - n=503 in Edmonton Proper
 - n=502 in Calgary Proper
- Interviews were conducted from October 8th – 11th, 2021.
- This web survey was conducted using computer-assisted Web interviewing (CAWI) technology.

Statistical Analysis

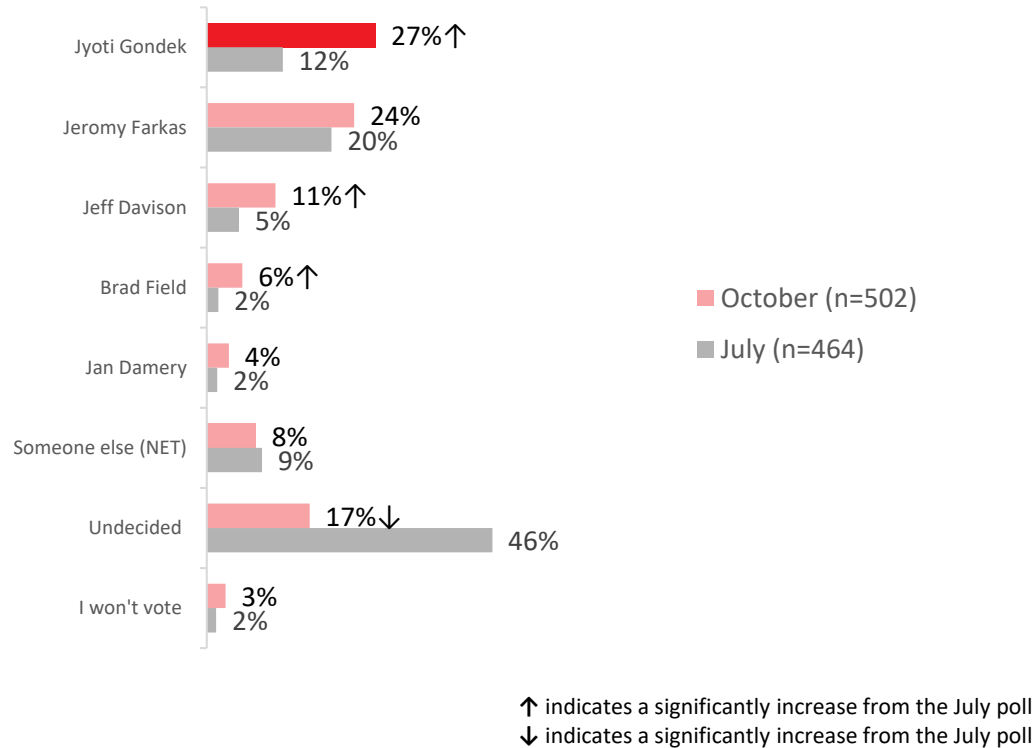
- As a non-random internet survey, a margin of error is not reported.
- If the data were collected through a random sample, the margin of error would be:
 - Albertans (n=1,005) **±3.0%**, 19 times out of 20.
 - Edmonton Proper (n=503) **±4.4%**, 19 times out of 20.
 - Calgary Proper (n=502) **±4.4%**, 19 times out of 20.
- Using data from the 2016 Census, results were weighted according to age, gender, and region in order to ensure a representative sample of the population.
- The numbers presented have been rounded to the nearest whole number. However, raw values were used to calculate the sums presented and therefore may not correspond to the manual addition of these numbers.
- In this report, data in **red** characters indicate a significant lower proportion than that of other respondents at 99% confidence. Conversely, data in **green** characters indicate a significantly higher proportion of than that of other respondents at 99% confidence.
- Comparisons have been made to the poll released in July 2021. Please use caution when interpreting responses relating to "Total Albertans". In the poll in July 2021 Other Albertans were included in the total and have not been included in the October 2021 pool.



Voting Intentions in Calgary

Detailed Results

Intention to vote for Gondek (27%) or Farkas (24%) is statistically tied, with 17% still undecided.



Base: Calgary Proper

Note: A detailed breakdown of all respondents can be found in the appendix.

Q3. If the Municipal election were held in Calgary tomorrow, for which candidate for Mayor are you most likely to vote?

Jyoti Gondek is leading among former Nenshi voters.



	Calgarians (n=502)	Previously voted for Naheed Nenshi (n=234)	AGE			GENDER	
			18-34 (n=89)	35-54 (n=155)	55+ (n=258)	Men (n=258)	Women (n=244)
Jyoti Gondek	27%	44%	27%	28%	27%	27%	28%
Jeremy Farkas	24%	10%	22%	16%	36%	31%	18%
Jeff Davison	11%	11%	9%	14%	10%	11%	11%
Brad Field	6%	6%	5%	4%	9%	5%	6%
Jan Damery	4%	4%	2%	5%	4%	2%	5%
Someone else [NET]	8%	8%	15%	7%	2%	10%	7%
Don't know/Undecided	17%	15%	18%	21%	-	11%	23%
I won't vote	3%	1%	2%	5%	2%	3%	4%

% indicates a significantly higher proportion than the % in the same segment

Base: Calgary Proper

Note: Total responses 1% or less are not shown.

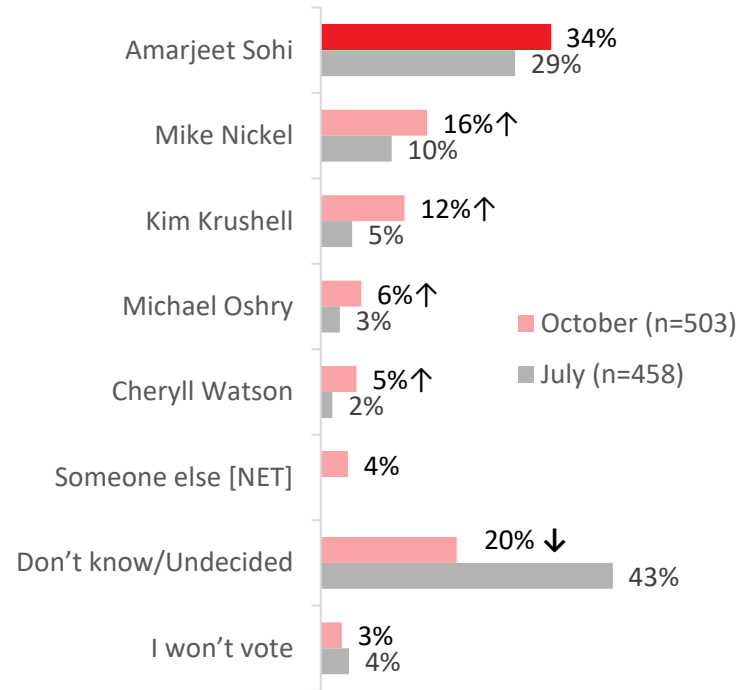
Q3. If the Municipal election were held in Calgary tomorrow, for which candidate for Mayor are you most likely to vote?



Voting Intentions in Edmonton

Detailed Results

Amarjeet Sohi is leading in Edmonton.



↑ indicates a significantly increase from the July poll
↓ indicates a significantly decrease from the July poll

Base: Edmonton proper

*New candidate asked in October 2021 poll.

Q4. If the Municipal election were held in Edmonton tomorrow, for which candidate for Mayor are you most likely to vote?

Support for Amarjeet Sohi decreases with age, but he is leading Mike Nickel in every age group. Edmontonians who previously voted for Don Iveson claim that they are likely (47%) to vote for Amarjeet Sohi.

	Edmontonians (n=503)	Previously voted for Don Iveson (n=267)	AGE			GENDER	
			18-34 (n=71)	35-54 (n=148)	55+ (n=284)	Men (n=264)	Women (n=239)
Amarjeet Sohi	34%	47%	40%	35%	25%	34%	33%
Mike Nickel	16%	9%	13%	15%	20%	17%	14%
Kim Krushell	12%	13%	9%	12%	16%	15%	10%
Michael Oshry	6%	5%	2%	6%	10%	5%	7%
Cheryll Watson	5%	6%	7%	3%	6%	7%	3%
Someone else [NET]	4%	9%	6%	9%	13%	9%	9%
Don't know/Undecided	20%	14%	18%	23%	18%	13%	27%
I won't vote	3%	2%	5%	2%	2%	4%	2%

% indicates a significantly higher proportion than the % in the same segment

Base: Edmonton proper

Note: Total responses 1% or less are not shown.

Q4. If the Municipal election were held in Edmonton tomorrow, for which candidate for Mayor are you most likely to vote?

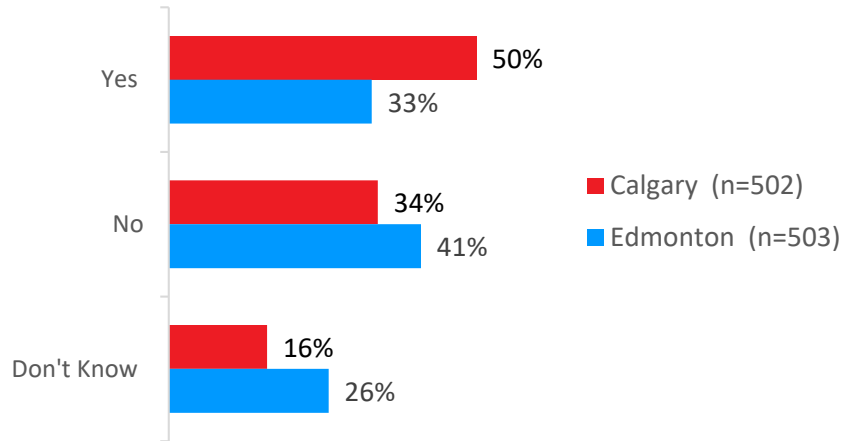


Referendum Questions

Detailed Results

About half (50%) Calgarians and one-in-three (33%) Edmontonians believe that Section 36(2) should be removed from the Constitution.

Should section 36(2) of the Constitution Act, 1982 – Parliament and the government of Canada’s commitment to the principle of making equalization payments – be removed from the Constitution?

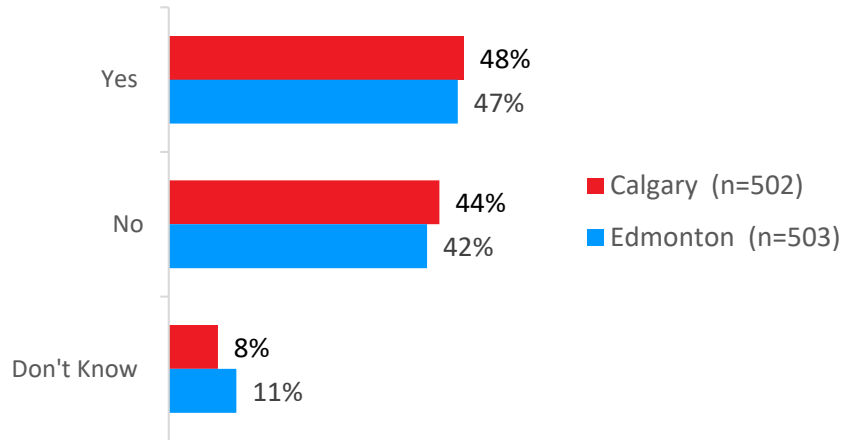


Base: Calgary Proper & Edmonton Proper

Q5. *Should section 36(2) of the Constitution Act, 1982 – Parliament and the government of Canada’s commitment to the principle of making equalization payments – be removed from the Constitution? - As you may know, during the upcoming municipal election, the Provincial Government is adding some referendum questions for all Albertans to answer.*

Preference for Alberta remaining on Daylight Saving Time permanently is consistent in Calgary (48%) and Edmonton (47%).

Do you want Alberta to adopt year-round Daylight Saving Time, which is summer hours, eliminating the need to change our clocks twice a year?



Base: Calgary Proper & Edmonton Proper

Q5. Do you want Alberta to adopt year-round Daylight Saving Time, which is summer hours, eliminating the need to change our clocks twice a year? - As you may know, during the upcoming municipal election, the Provincial Government is adding some referendum questions for all Albertans to answer.

Older Calgarians (55+) are more likely to support the removing of equalization payments directionally. Younger Calgarians (57%) believe that Alberta should remain on Daylight Saving Time directionally.

	Calgary (n=502)	AGE			GENDER	
		18-34 (n=89)	35-54 (n=155)	55+ (n=258)	Men (n=258)	Women (n=244)
Should section 36(2) of the Constitution Act, 1982 – Parliament and the government of Canada’s commitment to the principle of making equalization payments – be removed from the Constitution?						
Yes	50%	48%	46%	58%	56%	44%
No	34%	30%	38%	33%	31%	36%
I don’t know	16%	22%	16%	10%	12%	20%
Should Alberta permanently remain on Daylight Saving Time?						
Yes	48%	57%	46%	40%	50%	46%
No	44%	34%	45%	54%	43%	44%
Don’t know	8%	10%	9%	6%	7%	10%

% indicates a significantly higher proportion than the **%** in the same segment

Base: Calgary (Proper)

Q5. As you may know, during the upcoming municipal election, the Provincial Government is adding some referendum questions for all Albertans to answer. How will you vote on each of these referendum questions?

Older Edmontonians (55+) are more likely to support the removing of equalization payments directionally (41%).

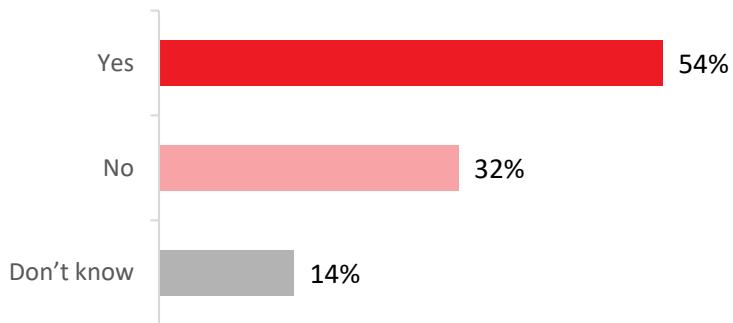
	Edmonton (n=503)	AGE			GENDER	
		18-34 (n=71)	35-54 (n=148)	55+ (n=284)	Men (n=264)	Women (n=239)
Should section 36(2) of the Constitution Act, 1982 – Parliament and the government of Canada’s commitment to the principle of making equalization payments – be removed from the Constitution?						
Yes	33%	30%	28%	41%	35%	31%
No	41%	38%	42%	42%	46%	35%
I don’t know	26%	32%	29%	17%	19%	34%
Should Alberta permanently remain on Daylight Saving Time?						
Yes	47%	52%	47%	40%	48%	45%
No	42%	33%	43%	51%	42%	42%
Don’t know	11%	15%	9%	10%	10%	12%

% indicates a significantly higher proportion than the % in the same segment

Base: Edmonton (Proper)

Q5. As you may know, during the upcoming municipal election, the Provincial Government is adding some referendum questions for all Albertans to answer. How will you vote on each of these referendum questions?

Over half (54%) of Calgarians believe in reintroducing fluoridation to the municipal water supply.



Support for fluoridation of municipal water supply remains consistent across Calgary.

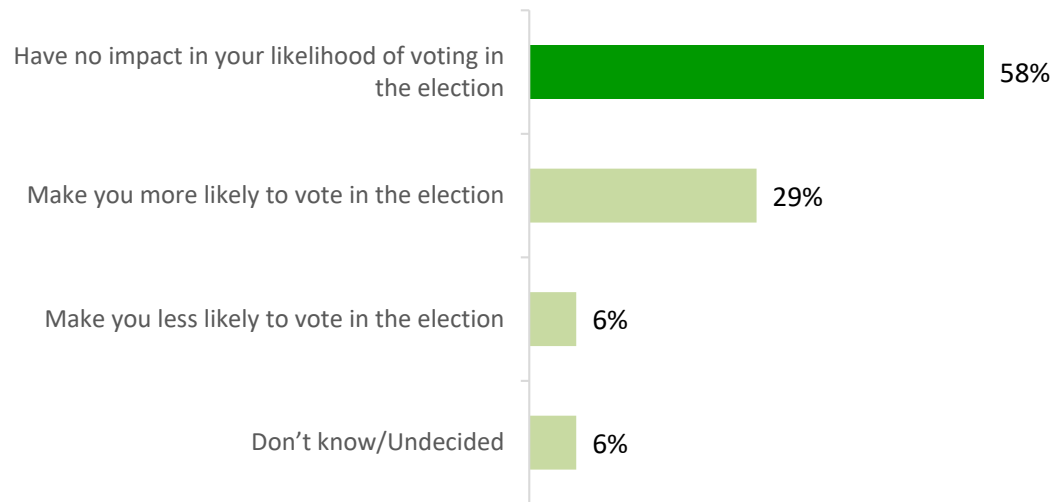
	Calgarians (n=502)	AGE			GENDER	
		18-34 (n=89)	35-54 (n=155)	55+ (n=258)	Men (n=258)	Women (n=244)
Yes	54%	44%	61%	55%	54%	53%
No	32%	35%	25%	38%	33%	30%
Don't know	14%	21%	15%	7%	13%	16%

% indicates a significantly higher proportion than the % in the same segment

Base: Calgary proper (n=502)

Q5C. Are you in favor of reintroducing fluoridation of the municipal water supply? - As you may know, during the upcoming municipal election, the Provincial Government is adding some referendum questions for all Albertans to answer.

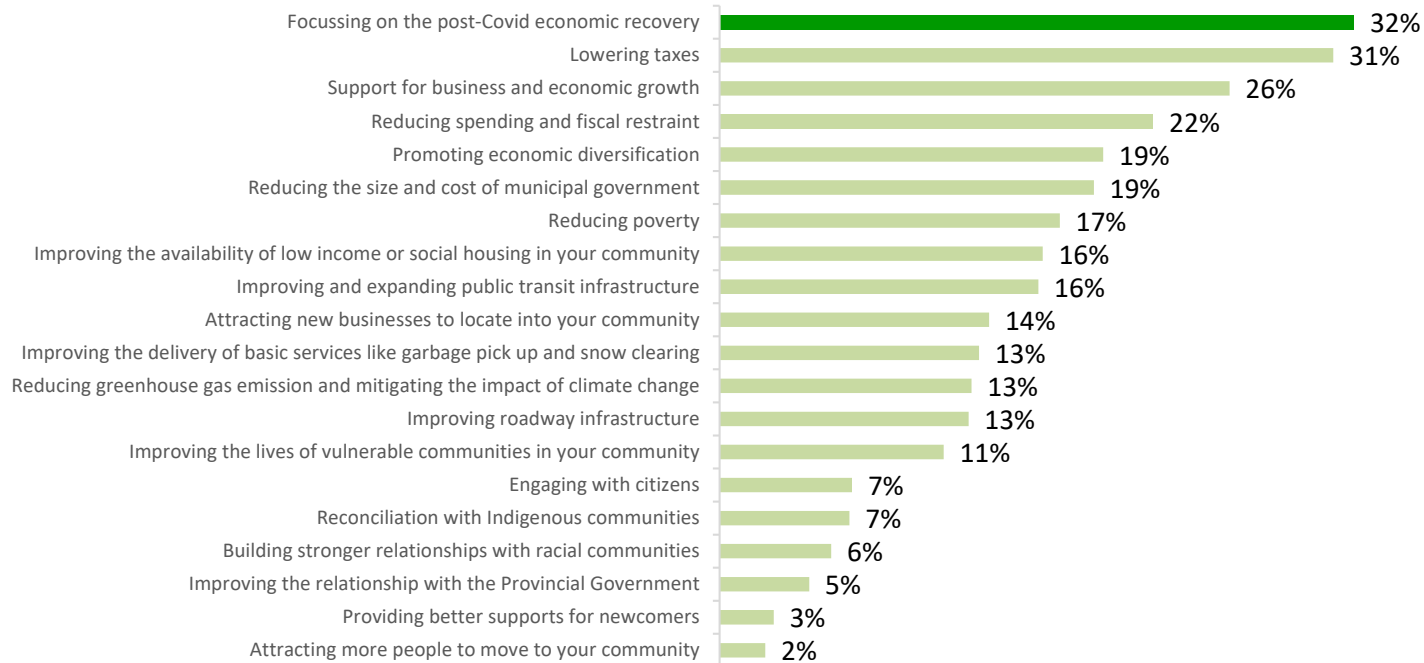
More than half (58%) of respondents claim that the additional referendum questions will have no impact on their likelihood of voting in the election.



Base: Calgarians and Edmontonians (n=1,005)

Q6. Will the addition of these referendum questions on the ballot...

Respondents identified post-Covid economic recovery (32%), lowering taxes (31%) and support for business and economic growth (26%) as their top priorities.



Base: Calgarians and Edmontonians (proper) (n=1,005)

Q7. The next Mayor and council are going to be required to address a number of priority issues when they take over. Please choose the three most important priorities for the incoming Mayor and Council from the following?

Older voters claim they prioritize reducing fiscal restraints and cost of municipal government, while younger voters prioritize reducing poverty.



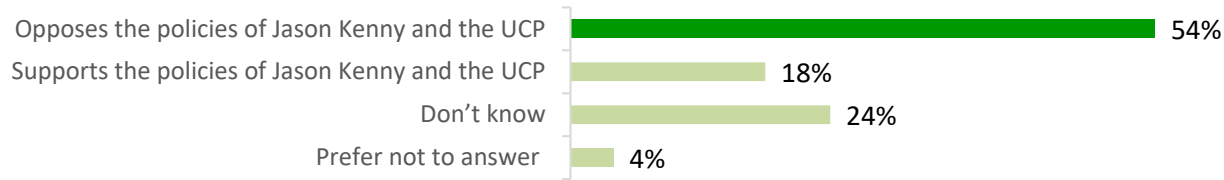
	Total (n=1,005)	REGION		AGE			GENDER	
		Calgary (n=502)	Edmonton (n=503)	18-34 (n=160)	35-54 (n=303)	55+ (n=542)	Men (n=522)	Women (n=483)
Focusing on the post-Covid economic recovery	32%	34%	29%	30%	31%	35%	27%	36%
Lowering taxes	31%	33%	27%	29%	32%	31%	32%	30%
Support for business and economic growth	26%	31%	18%	22%	28%	27%	26%	25%
Reducing spending and fiscal restraint	22%	26%	16%	10%	21%	36%	23%	21%
Promoting economic diversification	19%	21%	17%	17%	22%	19%	20%	18%
Reducing the size and cost of municipal government	19%	18%	19%	13%	13%	33%	23%	14%
Reducing poverty	17%	14%	21%	23%	20%	7%	15%	19%
Improving the availability of low income or social housing in your community	16%	14%	19%	16%	17%	16%	14%	18%
Improving and expanding public transit infrastructure	16%	14%	19%	19%	18%	10%	17%	15%
Attracting new businesses to locate into your community	14%	16%	11%	11%	14%	15%	15%	12%
Improving the delivery of basic services like garbage pick up and snow clearing	13%	10%	18%	15%	11%	12%	13%	13%
Reducing greenhouse gas emission and mitigating the impact of climate change	13%	10%	17%	15%	12%	11%	12%	13%
Improving roadway infrastructure	13%	8%	18%	12%	14%	11%	14%	11%
Improving the lives of vulnerable communities in your community	11%	10%	13%	11%	11%	11%	7%	16%
Engaging with citizens	7%	8%	5%	7%	7%	6%	7%	6%
Reconciliation with Indigenous communities	7%	5%	9%	8%	6%	5%	5%	8%
Building stronger relationships with racial communities	6%	5%	6%	11%	3%	2%	7%	5%
Improving the relationship with the Provincial Government	5%	5%	4%	5%	3%	6%	4%	5%
Providing better supports for newcomers	3%	2%	4%	5%	2%	1%	3%	2%
Attracting more people to move to your community	2%	3%	1%	2%	4%	1%	3%	1%

% indicates a significantly higher proportion than the % in the same segment

Base: Calgarians and Edmontonians (proper) (n=1,005)

Q7. The next Mayor and council are going to be required to address a number of priority issues when they take over. Please choose the three most important priorities for the incoming Mayor and Council from the following?

About half of (54%) claim that they will vote for a Mayor who opposes the policies of Jason Kenny and the UCP.



Younger voters are proportionally more likely to vote for Mayor who opposes the policies of Jason Kenny and the UCP directionally.

	Total (n=1,005)	REGION		AGE			GENDER	
		Calgary (n=502)	Edmonton (n=503)	18-34 (n=160)	35-54 (n=303)	55+ (n=542)	Men (n=522)	Women (n=483)
Opposes the policies of Jason Kenney and the UCP	54%	49%	60%	60%	54%	46%	52%	55%
Supports the policies of Jason Kenney and the UCP	18%	21%	14%	17%	17%	20%	21%	15%
Don't know	24%	26%	22%	19%	26%	29%	23%	26%
Prefer not to answer	4%	4%	3%	4%	3%	5%	5%	3%

% indicates a significantly higher proportion than the % in the same segment

Base: Calgarians and Edmontonians (proper) (n=1,005)

Q9. As you know, Jason Kenney's recent popularity is the lowest it has ever been and there have been a number of high profile "conflicts" between the Mayors of Calgary and Edmonton with the Provincial Government. Will you vote for a Mayor who is...



RESPONDENT PROFILE

Respondent Profile: Age, Gender, Children in Household, Income

	Total (n=1,005)	REGION	
		Calgary (n=502)	Edmonton (n=503)
Age			
18-34	34%	33%	35%
35-54	37%	38%	35%
55+	30%	29%	30%
Gender			
Male	50%	49%	50%
Female	50%	51%	50%
Children Under 18 in Household			
Yes	29%	28%	30%
No	70%	70%	69%
Prefer not to answer	1%	2%	1%
Income			
\$19,999 or less	5%	4%	5%
Between \$20,000 and \$39,999	11%	12%	11%
Between \$40,000 and \$59,999	14%	12%	16%
Between \$60,000 and \$79,999	14%	12%	17%
Between \$80,000 and \$99,999	13%	13%	13%
\$100,000 or more	33%	36%	29%
I prefer not to answer	11%	11%	10%

Respondent Profile: Employment

	Total (n=1,005)	REGION	
		Calgary (n=502)	Edmonton (n=503)
Working full time	45%	43%	47%
Working part time	12%	14%	9%
Self-employed / freelance work	5%	6%	4%
Student	5%	4%	7%
Homemaker	5%	5%	6%
Unemployed	7%	7%	6%
Retired	20%	19%	20%
I prefer not to answer	1%	1%	1%

	Total (n=1,005)	REGION	
		Calgary (n=502)	Edmonton (n=503)
Home Ownership			
Own	69%	69%	68%
Rent	24%	21%	27%
Some other living arrangement (e.g. live with parents)	7%	8%	5%
I prefer not to answer	1%	1%	-

Respondent Profile: Education, Language Spoken

	Total (n=1,005)	REGION	
		Calgary (n=502)	Edmonton (n=503)
Education			
High school, general or vocational (8 to 12 years)	17%	16%	19%
College (pre-university, technical training, certificate, accreditation or advanced diploma)	24%	23%	25%
University certificates and diplomas	9%	8%	9%
University Bachelor (including classical studies)	36%	38%	35%
University Master's degree	12%	12%	11%
University Doctorate (PhD)	2%	2%	2%
I prefer not to answer	1%	1%	<1%
Language Spoken			
French	1%	1%	1%
English	76%	74%	79%
Other	6%	6%	6%
French and other	<1%	1%	<1%
English and other	11%	13%	8%
Other and other	3%	2%	4%
English and French	2%	3%	1%
I prefer not to answer	<1%	<1%	<1%

Respondent Profile: Education, Language Spoken

	Total (n=1,005)	REGION	
		Calgary (n=502)	Edmonton (n=503)
Occupation			
Office worker (Cashier, office clerk, accounting clerk, secretary, etc.)	13%	14%	12%
Personnel specialized in sales (Insurance agent, salesperson, sales clerk, real estate agent, real estate broker, sales	3%	4%	3%
Personnel specialized in services (Security agent, taxi driver, hairdresser, cook, esthetician, clergy member, military	3%	3%	4%
Manual worker (Farmer, packer, day labourer, labourer, miner, fisherman, forestry worker, etc.)	6%	6%	6%
Skilled, semi-skilled worker (Bricklayer, truck driver, electrician, machine operator, mechanic, painter, etc.)	4%	2%	5%
Science and technologies worker (Computer specialist, programmer-analyst, technician, audio-technician, lab technician,	4%	4%	4%
Professional (Archeologist, architect, artist, lawyer, banker, biologist, accountant, consultant, foreman, dentist, etc.	17%	17%	17%
Manager/administrator/owner (Administrator, director, editor, entrepreneur, executive, manager, businessperson, politici	9%	10%	9%
Homemaker	4%	4%	5%
Student (Full-time or whose studies take up most of his/her time)	5%	4%	7%
Retired (Pre-retired or annuitant)	20%	20%	20%
Unemployed (Unemployment, welfare)	5%	6%	4%
Other	6%	7%	4%



Appendix

Calgary Mayoral Election Voting Intentions Comparison

	July (n=464)	October (n=502)
Jeromy Farkas	20%	24%
Jyoti Gondek	12%	27%
Jeff Davison	5%	11%
Brad Field	2%	6%
Jan Damery	2%	4%
Zaheed Ali Khan*	-	2%
Grace Yan	2%	1%
Randall Kaiser	-	1%
Mizanur Rahman	1%	1%
Virginia Stone*	-	1%
Dean Hopkins	1%	1%
Teddy Ogbonna	1%	1%
Cory Lanterman*	-	<1%
Emile Gabriel	-	<1%
Kevin J. Johnston	1%	<1%
Sunny Singh	1%	<1%
Adam Roberts*	-	<1%
Shaoli Wang	1%	<1%
Zane Novak*	-	<1%
Zac Hartley	1%	-
David oZone Clark	<1%	-
Paul Michael Hallelujah	<1%	-

	July (n=464)	October (n=502)
Ian Chiang*	-	-
James Desautels*	-	-
Larry Heather*	-	-
Geoff Rainey*	-	-
Will Vizor*	-	-
Stan the Man Waciak*	-	-
Someone else	1%	-
Don't know/Undecided	46%	17%
I won't vote	2%	3%

Base: Calgary Proper

*New candidate asked in October 2021 poll.

Q3. If the Municipal election were held in Calgary tomorrow, for which candidate for Mayor are you most likely to vote?

Edmonton Mayoral Election Voting Intentions Comparison

	July (n=458)	October (n=503)
Amarjeet Sohi	29%	34%
Mike Nickel	10%	16%
Kim Krushell	5%	12%
Michael Oshry	3%	6%
Cheryll Watson	2%	5%
Diana Steele	1%	1%
Abdul Malik Chukwadi	1%	1%
Rick Comrie	2%	1%
Augustine Marah*		<1%
Brian Gregg	-	<1%
Vanessa Denman*		<1%
Someone else		<1%
Don't know/Undecided	43%	20%
I won't vote	4%	3%

Base: Edmonton Proper

*New candidate asked in October 2021 poll.

Q3. If the Municipal election were held in Edmonton tomorrow, for which candidate for Mayor are you most likely to vote?

OUR SERVICES

- **Leger**
Marketing research and polling
- **Leger Metrics**
Real-time VOC satisfaction measurement
- **Leger Analytics**
Data modeling and analysis
- **Legerweb**
Panel management
- **Leger Communities**
Online community management
- **Leger Digital**
Digital strategy and user experience
- **International Research**
Worldwide Independent Network (WIN)

600
EMPLOYEES



185
CONSULTANTS



8
OFFICES

CALGARY | EDMONTON | MONTREAL | PHILADELPHIA
QUEBEC CITY | TORONTO | VANCOUVER | WINNIPEG

OUR CREDENTIALS



Leger is a member of the [Canadian Research Insights Council \(CRIC\)](#), the industry association for the market/survey/insights research industry.



Leger is a member of [ESOMAR](#) (European Society for Opinion and Market Research), the global association of opinion polls and marketing research professionals. As such, Leger is committed to applying the [international ICC/ESOMAR](#) code of Market, Opinion and Social Research and Data Analytics.



Leger is also a member of the [Insights Association](#), the American Association of Marketing Research Analytics.

Leger

We know Canadians



leger360.com



@leger360



/LegerCanada



/company/leger360



@leger360