

# Leger

IN COLLABORATION WITH

 **POSTMEDIA**

POSTMEDIA-LEGER POLL

# Report

## Truth and Reconciliation – Canada-Wide Survey of Canadians' Understanding & Impressions

September 2022

DATE 2022-09-28 PROJECT NUMBER 45952-025

The logo for Leger features the word "Leger" in a bold, sans-serif font. The letters "L", "e", "g", "e", and "r" are black, while the letter "s" is a vibrant red. The "s" is stylized with a thick stroke and a slight curve at the bottom.


---


*We know Canadians*


# METHODOLOGY


# Methodology

 Web survey using computer-assisted Web interviewing (CAWI) technology.

 From September 23 to September 25, 2022

 1512 Canadian residents, 18 years of age or older, randomly recruited from LEO's online panel.

 Using data from the 2021 Census, results were weighted according to region, age and gender within Canada, as well as by education and presence of children in the household in order to ensure a representative sample of the population.

 For comparison purposes, a probability sample of 1512 respondents would have a margin of error of  $\pm 2.5\%$ , 19 times out of 20.

The research results presented here are in full compliance with the CRIC Public Opinion Research Standards and Disclosure Requirements. For additional information regarding this poll please contact Andrew Enns with Leger at [aenns@leger360.com](mailto:aenns@leger360.com)

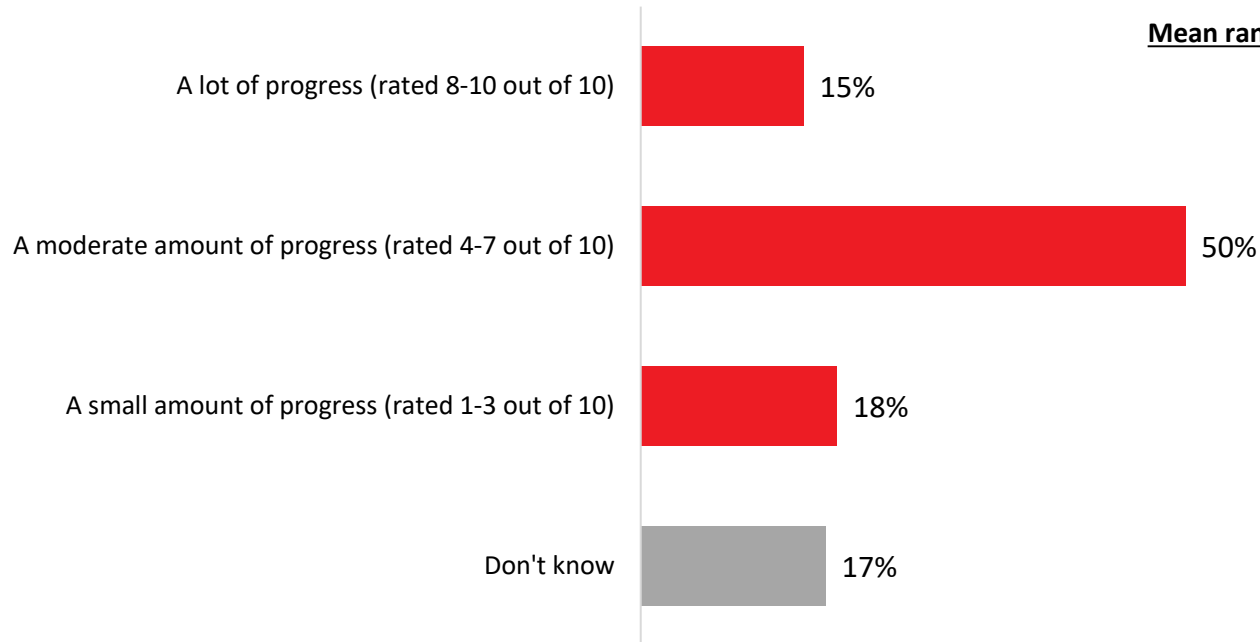
DETAILED RESULTS

## Half of Canadians have a middling view of how much progress has been made on reconciliation since the Truth and Reconciliation Report was finalized 7 years ago

Q1. It's been over 7 years since the Truth and Reconciliation Report was finalized and presented to the government. The report contained 94 recommendations to establish and maintain a mutually respectful relationship between Aboriginal and non-Aboriginal peoples in Canada. In the 7 years since the report was presented, how much progress do you feel has been made regarding reconciliation with Canada's Indigenous People. Please use a scale of 1 to 10, where '1' means there has been very little meaningful progress has been made and '10' there has been a great deal of meaningful progress made.

Base: All respondents (n=1512)

**Mean ranking out of 10: 5.5**



## Demographic Breakdown of Those Who Feel There's Been a Lot of Progress on Reconciliation (ranked 8-10 out of 10):

Q1. It's been over 7 years since the Truth and Reconciliation Report was finalized and presented to the government. The report contained 94 recommendations to establish and maintain a mutually respectful relationship between Aboriginal and non-Aboriginal peoples in Canada. In the 7 years since the report was presented, how much progress do you feel has been made regarding reconciliation with Canada's Indigenous People. Please use a scale of 1 to 10, where '1' means there has been very little meaningful progress has been made and '10' there has been a great deal of meaningful progress made.

Base: All respondents (n=1512)

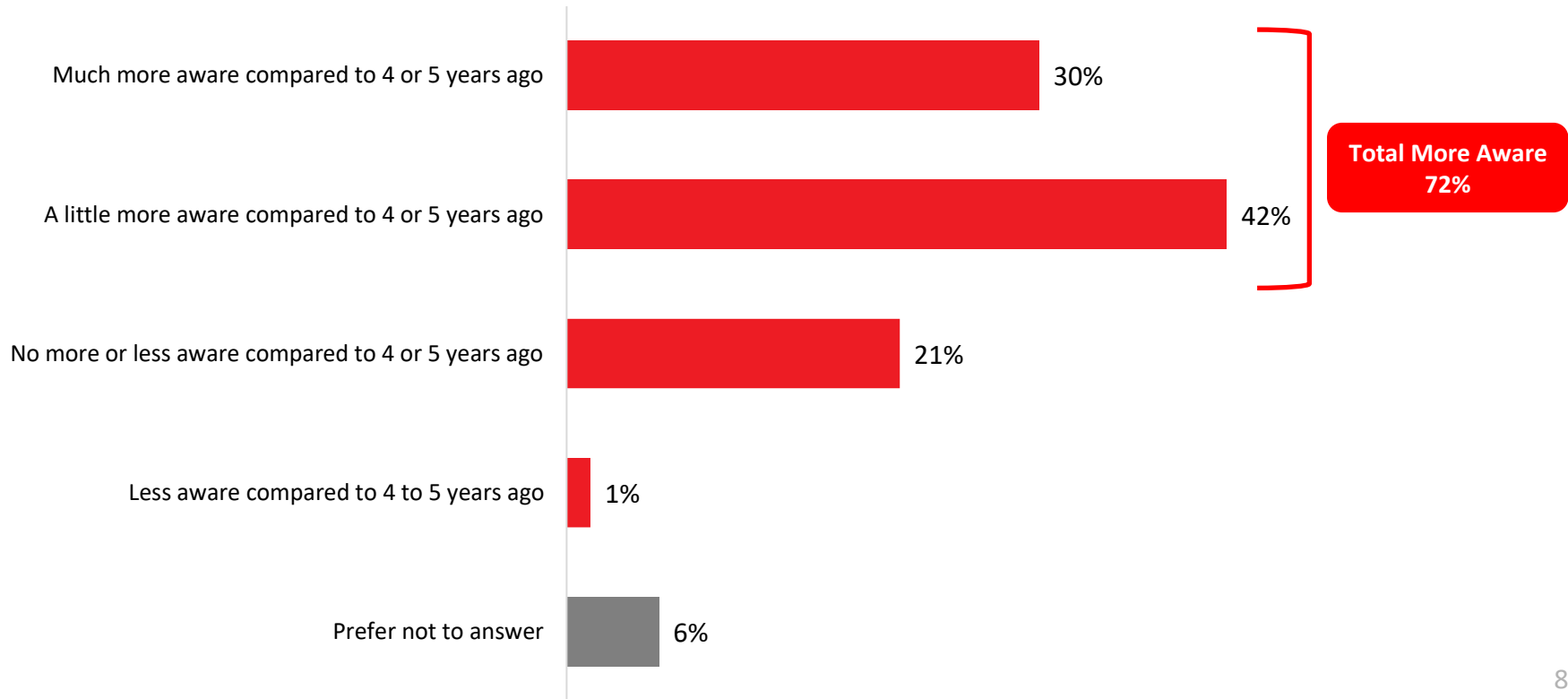
	Gender			Age			Region					
	Total	Male	Female	18-34	35-54	55+	British Columbia	Alberta	MB/SK	Ontario	Quebec	Atlantic Canada
n=	1512	737	775	403	487	622	210	168	97	585	349	102
A lot of progress	15%	17%	13%	14%	15%	15%	17%	20%	22%	15%	9%	17%

\*15% of both Indigenous respondents and Caucasian respondents ranked progress on reconciliation 8-10 out of 10

\*small Indigenous sample size

## Over 7 in 10 Canadians say they're more aware of the history of Indigenous Peoples in Canada than they were 4 or 5 years ago

Q2. Compared to 4 or 5 years ago, which of the following answer choices below best reflects your awareness of the history of Indigenous Peoples in Canada, including their treatment by the various levels of government? Base: All respondents (n=1512)





## Demographic Breakdown of awareness of Indigenous history in Canada compared to 4 or 5 years ago

Q2. Compared to 4 or 5 years ago, which of the following answer choices below best reflects your awareness of the history of Indigenous Peoples in Canada, including their treatment by the various levels of government?? Base: All respondents (n=1512)

	Gender		Age			Region						
	Total	Male	Female	18-34	35-54	55+	British Columbia	Alberta	MB/SK	Ontario	Quebec	Atlantic Canada
n=	1512	737	775	403	487	622	210	168	97	585	349	102
Much more aware compared to 4 or 5 years ago	30%	25%	34%	30%	24%	34%	33%	33%	26%	31%	20%	45%
A little more aware compared to 4 or 5 years ago	42%	45%	39%	40%	44%	42%	51%	42%	34%	38%	47%	35%
No more or less aware compared to 4 or 5 years ago	21%	24%	18%	20%	23%	20%	14%	20%	31%	21%	26%	14%
Less aware compared to 4 to 5 years ago	1%	1%	2%	2%	2%	1%	1%	2%	0%	2%	2%	0%

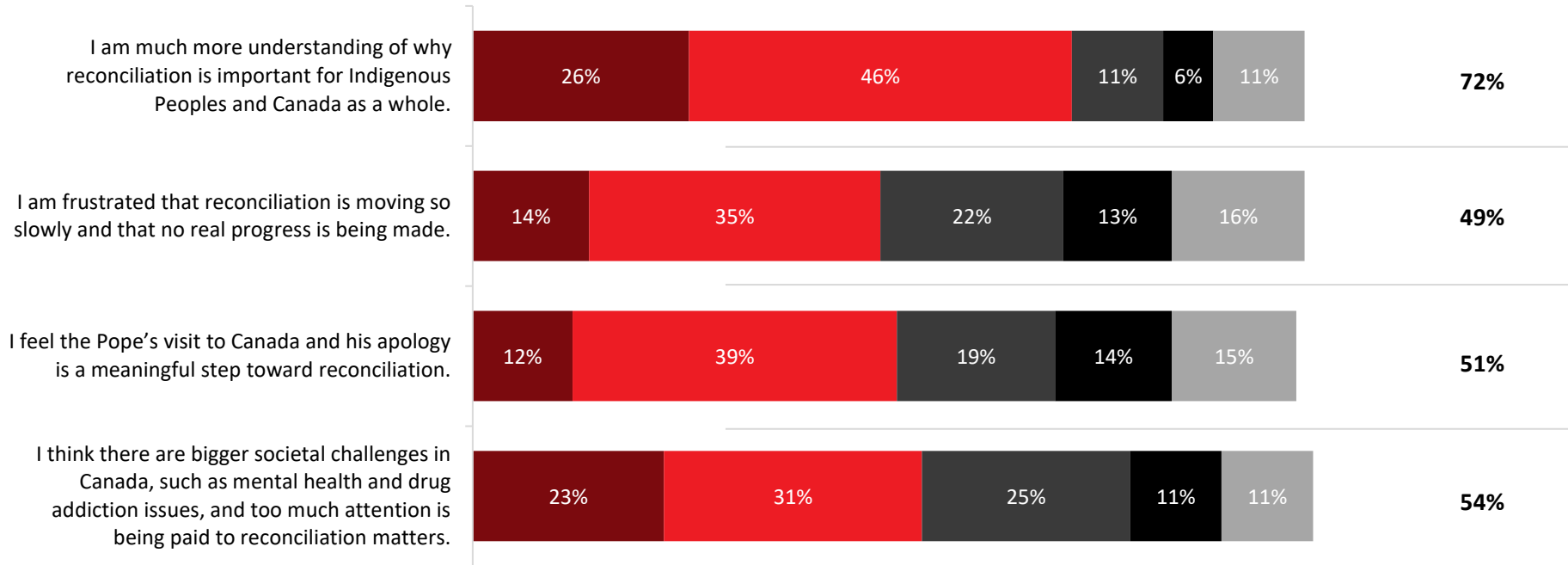
\*84% of Indigenous respondents said they are more aware now than they were 4 or 5 years ago, compared to 76% of Caucasian respondents

\*small Indigenous sample size

# Over 7 in 10 Canadians agree they are much more understanding of why reconciliation is important. However, a majority feel there are other bigger societal challenges to focus on.

Q3. Below are a series of statements about the reconciliation process with Indigenous Peoples. Please indicate whether you personally agree or disagree with the statements Base: All respondents (n=1512)

**Total Agree**



■ Strongly agree    
 ■ Somewhat agree    
 ■ Somewhat disagree    
 ■ Strongly disagree    
 ■ Don't know

# Demographic Breakdown of Total Agreement on Statements About Reconciliation

Q3. Below are a series of statements about the reconciliation process with Indigenous Peoples. Please indicate whether you personally agree or disagree with the statements Base: All respondents (n=1512)

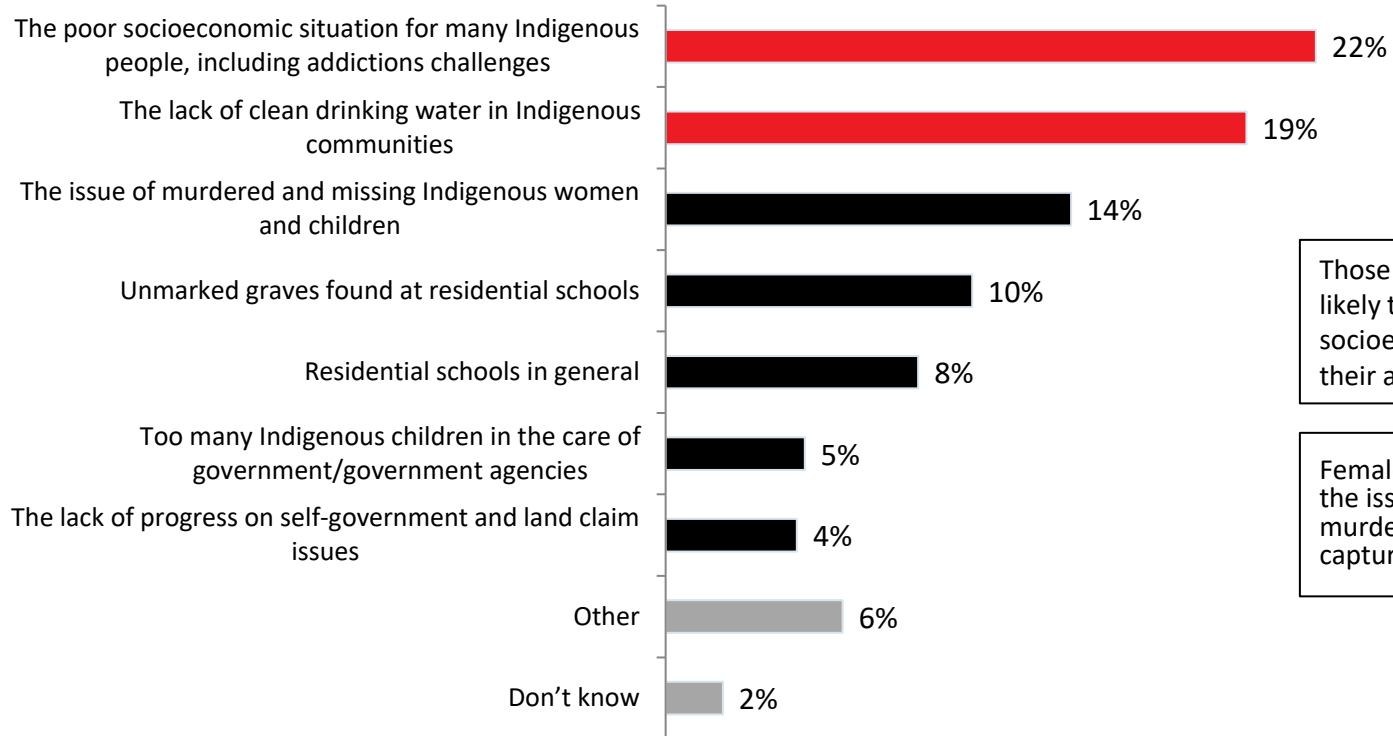
	Total AGREE	Gender		Age			Region					
		Male	Female	18-34	35-54	55+	British Columbia	Alberta	MB/SK	Ontario	Quebec	Atlantic Canada
n=	1512	737	775	403	487	622	210	168	97	585	349	102
I am much more understanding of why reconciliation is important for Indigenous Peoples and Canada as a whole.	71%	67%	75%	72%	68%	73%	69%	70%	65%	71%	73%	77%
I am frustrated that reconciliation is moving so slowly and that no real progress is being made.	49%	47%	51%	58%	42%	49%	48%	41%	38%	52%	53%	46%
I feel the Pope's visit to Canada and his apology is a meaningful step toward reconciliation.	51%	50%	52%	40%	50%	60%	49%	59%	47%	52%	48%	58%
I think there are bigger societal challenges in Canada, such as mental health and drug addiction issues, and too much attention is being paid to reconciliation matters.	53%	61%	46%	50%	55%	54%	59%	68%	68%	49%	46%	50%

\*66% of Indigenous respondents agree they are frustrated that reconciliation is moving slowly, compared to 48% of Caucasian respondents

\*small Indigenous sample size

# Socioeconomic issues tops list of issues that capture Canadians attention surrounding reconciliation, followed by clean drinking water

Q4. What is the specific issue or situation that most captures your attention and dominates your impression regarding the efforts around reconciliation with Canada's Indigenous Peoples.? Base: All respondents (n=1532)

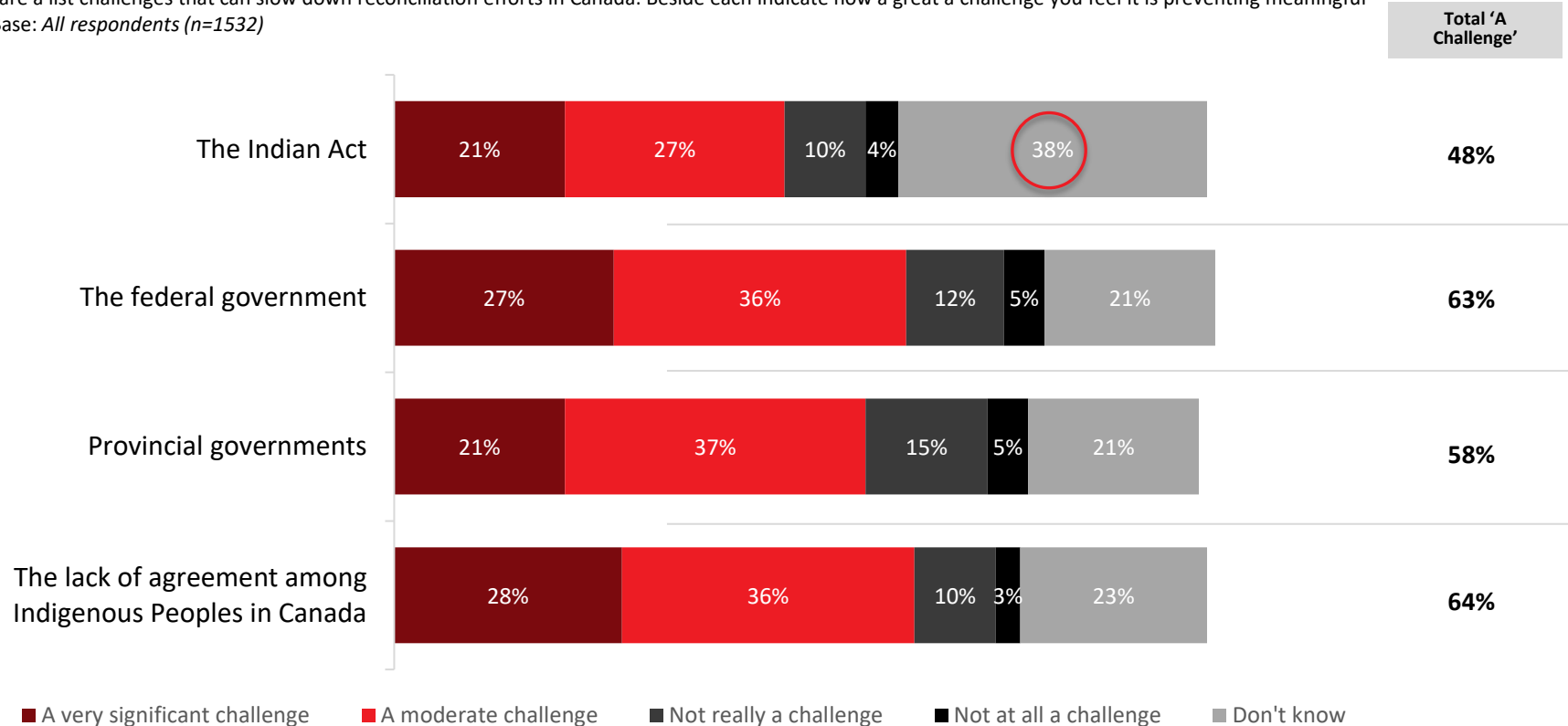


Those in Quebec are most likely to say the socioeconomic issues capture their attention

Females are most likely to say the issue of missing and murdered Indigenous women capture their attention

# About two-thirds of Canadians feel the 'lack of agreement' among Indigenous Peoples presents a challenge towards reconciliation. Approximately 60% feel Federal and Provincial governments are impediments

Q5. Below are a list challenges that can slow down reconciliation efforts in Canada. Beside each indicate how a great a challenge you feel it is preventing meaningful progress. Base: All respondents (n=1532)



# Demographic Breakdown of Those Who Feel Each of the Following is 'A Challenge' (Significant/Moderate)

Q5. Below are a list challenges that can slow down reconciliation efforts in Canada. Beside each indicate how a great a challenge you feel it is preventing meaningful progress. Base: All respondents (n=1512)

	Total 'A Challenge'	Gender		Age			Region					
		Male	Female	18-34	35-54	55+	British Columbia	Alberta	MB/SK	Ontario	Quebec	Atlantic Canada
n=	1512	737	775	403	487	622	210	168	97	585	349	102
The Indian Act	48%	51%	45%	48%	42%	52%	55%	38%	42%	42%	59%	49%
The federal government	62%	62%	62%	59%	58%	68%	66%	52%	58%	61%	68%	60%
Provincial governments	58%	55%	61%	53%	54%	65%	63%	45%	58%	58%	62%	59%
The lack of agreement among Indigenous Peoples in Canada	64%	67%	61%	58%	59%	73%	70%	69%	65%	58%	69%	61%

\*79% of Indigenous respondents say The Indian Act is a challenge preventing meaningful reconciliation, compared to 47% of Caucasian respondents. Additionally, 81% of Indigenous respondents say the lack of agreement among Indigenous Peoples in Canada is a challenge preventing meaningful reconciliation, compared to 65% of Caucasian respondents.

\*small Indigenous sample size

# Detailed Methodology

## Sampling Frame

Participants were randomly selected from LEO's online panel.

Leger owns and manages an Internet panel that includes more than 450,000 Canadians coast to coast. An online panel consists of Web users profiled according to different demographic variables. The majority of Leger's panel members (60%) were randomly recruited over the phone in the past ten years, which makes this panel very similar to the current Canadian population on a number of demographic characteristics. Moreover, 35% of panelists were recruited through affiliate programs and 5% through partner campaigns and programs.

To be eligible, respondents were required to be 18 years of age or older.

# Detailed Methodology

## Weighted and Unweighted Sample

The table below presents the geographic distribution of respondents before weighting and after weighting.

Region	Unweighted	Weighted
British Columbia	152	210
Alberta	125	168
MB/SK	125	97
Ontario	601	585
Quebec	509	349
Atlantic Canada	100	102

GENDER	Unweighted	Weighted
Male	755	737
Female	757	775

AGE	Unweighted	Weighted
Between 18 and 34	456	403
Between 35 and 55	508	487
55 or over	548	622

Ethnicity	Unweighted	Weighted
Indigenous	47	52
Caucasian	1166	1174
BIPOC (incl. Indigenous)	326	318



## OUR SERVICES

- **Leger**  
Marketing research and polling
- **Leger MetriCX**  
Strategic and operational customer experience consulting services
- **Leger Analytics (LEA)**  
Data modelling and analysis
- **Leger Opinion (LEO)**  
Panel management
- **Leger Communities**  
Online community management
- **Leger Digital**  
Digital strategy and user experience
- **International Research**  
Worldwide Independent Network (WIN)

**600**  
EMPLOYEES



**185**  
CONSULTANTS



**8**  
OFFICES

MONTREAL | QUEBEC CITY | TORONTO | WINNIPEG  
EDMONTON | CALGARY | VANCOUVER | PHILADELPHIA

# OUR CREDENTIALS



Leger is a member of the [Canadian Research Insights Council \(CRIC\)](#), the industry association for the market/survey/insights research industry.



Leger is a member of [ESOMAR](#) (European Society for Opinion and Market Research), the global association of opinion polls and marketing research professionals. As such, Leger is committed to applying the [international ICC/ESOMAR](#) code of Market, Opinion and Social Research and Data Analytics.



Leger is also a member of the [Insights Association](#), the American Association of Marketing Research Analytics.



Leger is a sponsor of [CAIP Canada](#), Canada's professional body for Certified Analytics and Insights Professionals who uphold CRIC's marketing research and public opinion research standards. CAIP Canada is globally endorsed by ESOMAR and the MRII/University of Georgia.

# Leger

*We know Canadians*

