



**WIN**

Worldwide  
Independent Network  
Of Market Research

# Gender Equality

WWS 2021

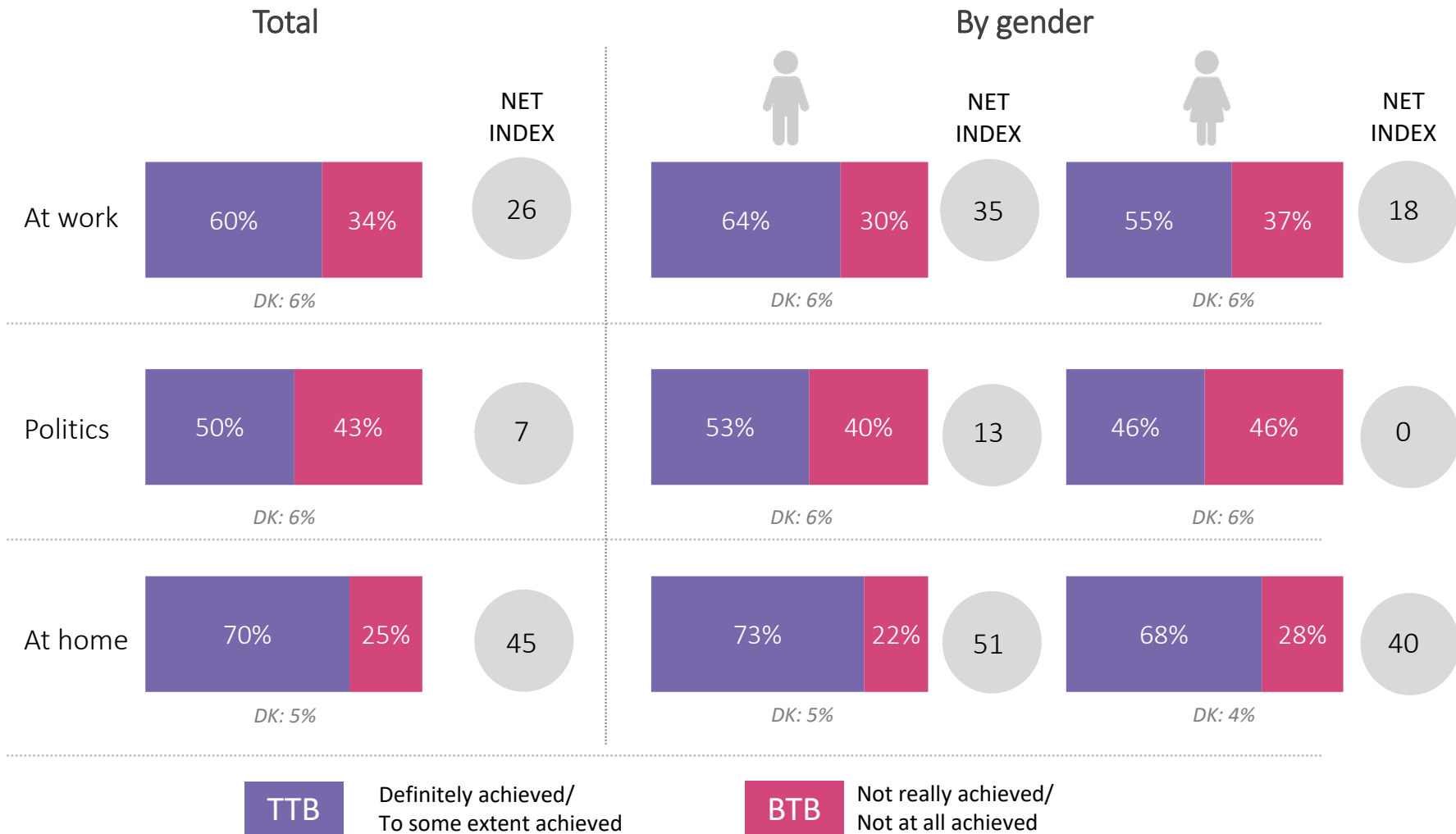




Level of achievement  
in gender equality

# Level of achievement in Gender Equality - 2021

% within total population – Net Index

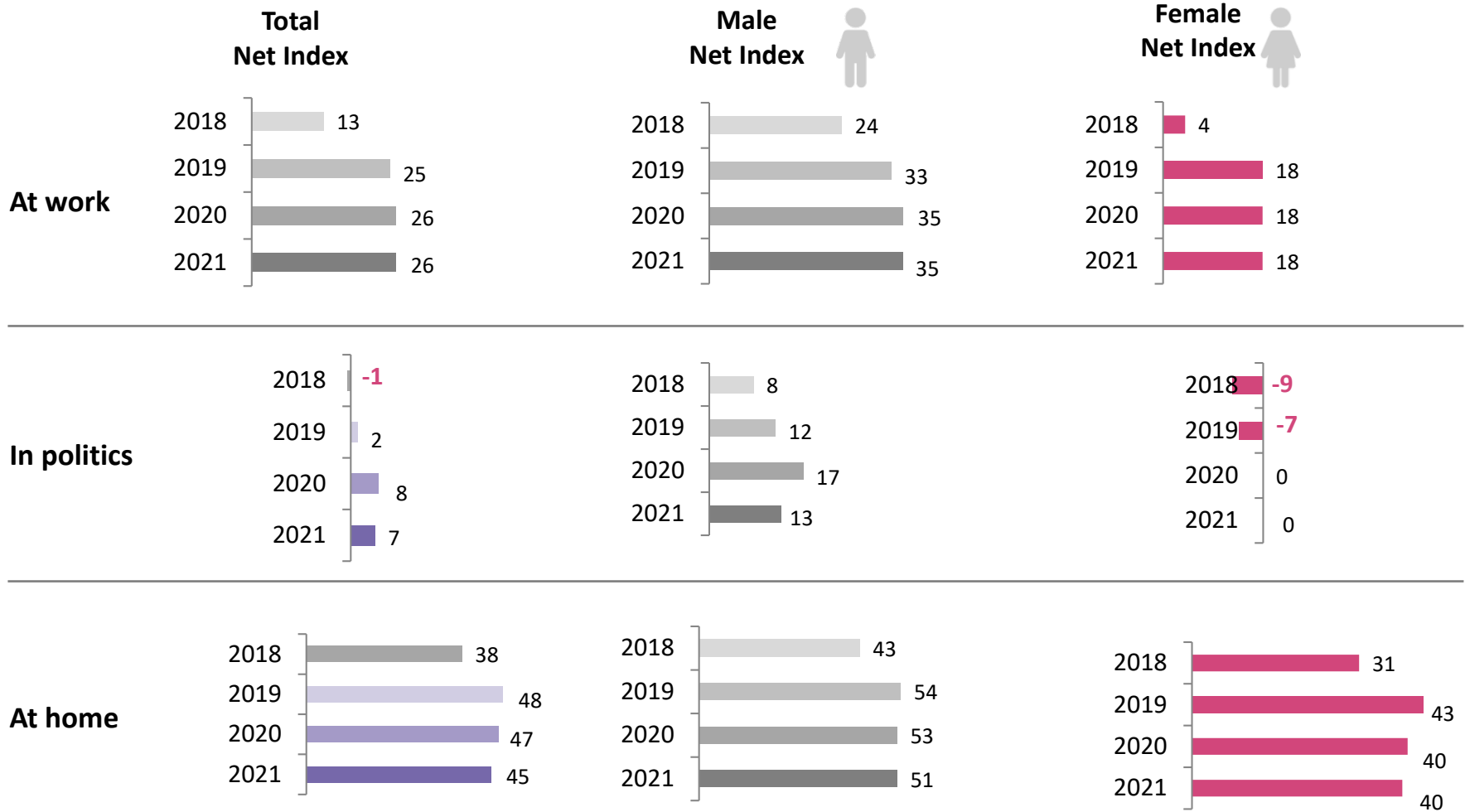


Source: WIN 2021. Base: 33 236 cases.

Net Index: TTB – BTB.

# Level of achievement in Gender Equality - 2021

% within total population – Net Index



Source: WIN 2021. Base: 33 236 cases The percentages of Dk / Nr have not been plotted

# Level of achievement in Gender Equality - 2021

% within total population

18+

By age group

**TTB** Definitely achieved/  
To some extent achieved

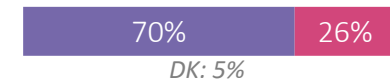
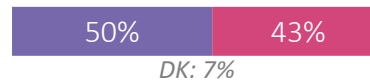
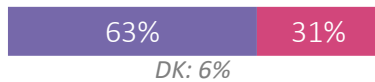
**BTB** Not really achieved/  
Not at all achieved

At work

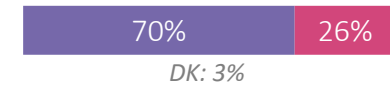
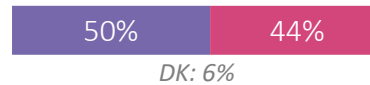
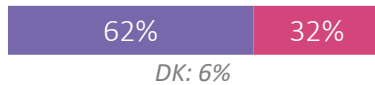
Politics

At home

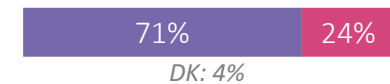
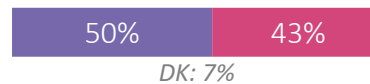
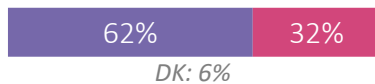
18 – 24



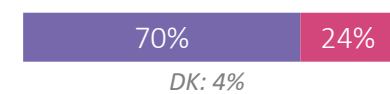
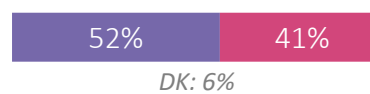
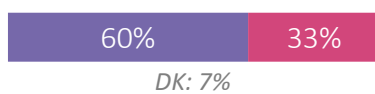
25 – 34



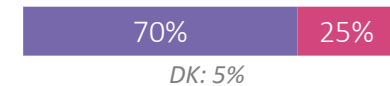
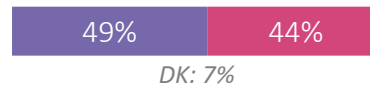
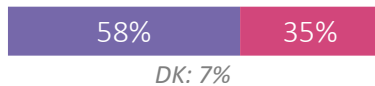
35 – 44



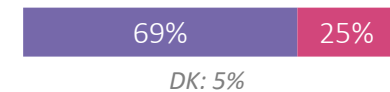
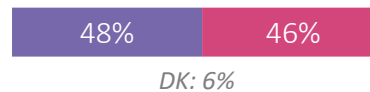
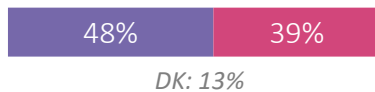
45 – 54



55 – 64



65 +



Source: WIN 2021. Base: 33 236 cases The percentages of Dk have not been plotted

# Level of achievement in Gender Equality - 2021

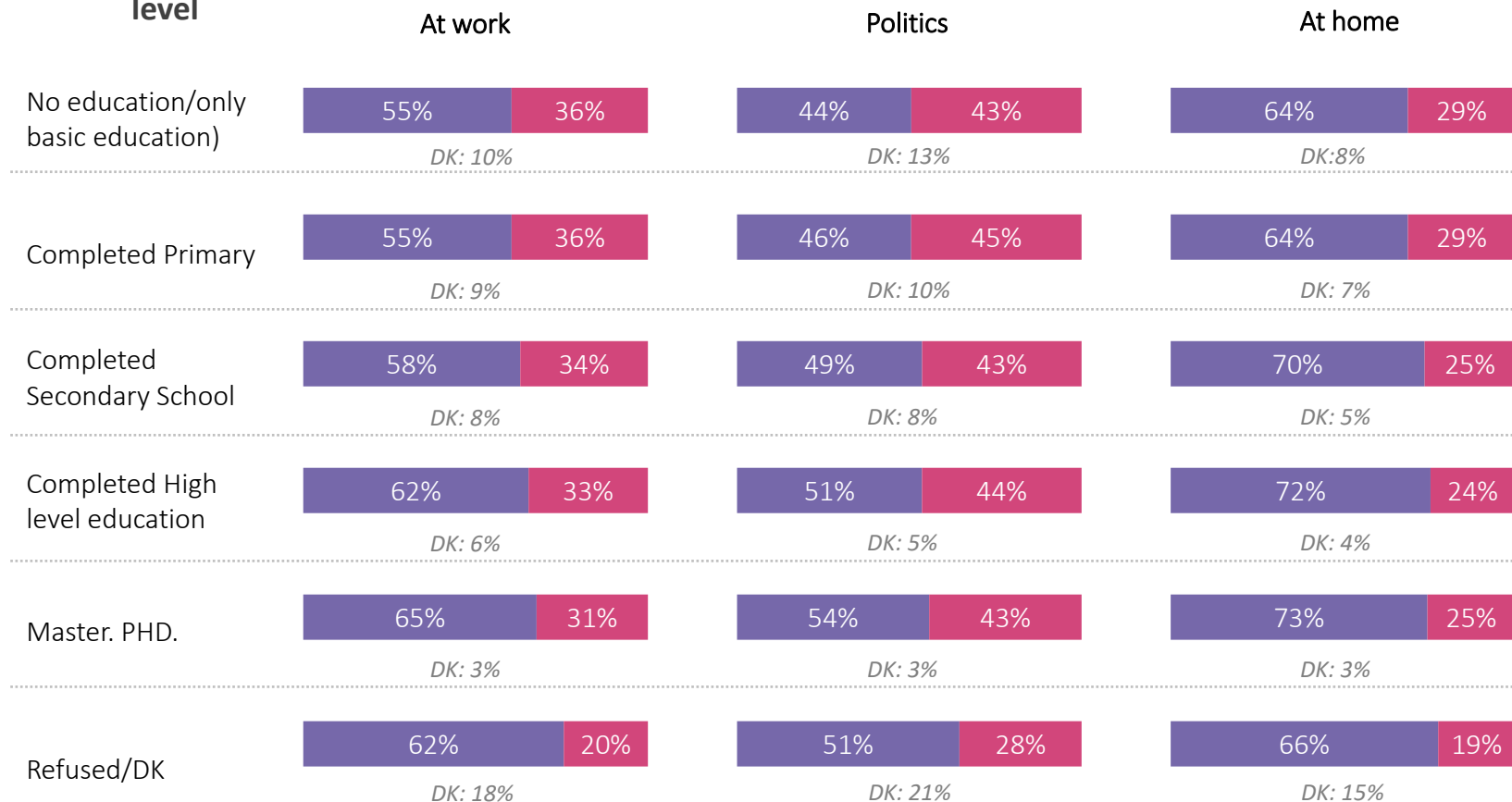
% within total population



## By education level

**TTB** Definitely achieved/  
To some extent achieved

**BTB** Not really achieved/  
Not at all achieved



Source: WIN 2021. Base: 33 236 cases

Q3. To what extent has gender equality achieved in your country in the following fields?

Note: The total percentage may not always add up to 100 due to rounding and/or multiple response questions.

# Level of achievement in Gender Equality - 2021

% within total population



## By employment

**TTB**

Definitely achieved/  
To some extent achieved

**BTB**

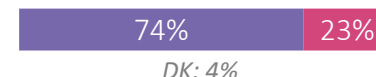
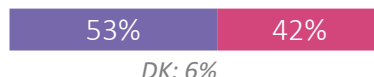
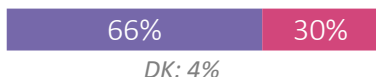
Not really achieved/  
Not at all achieved

At work

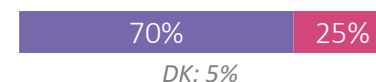
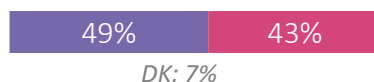
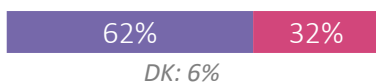
Politics

At home

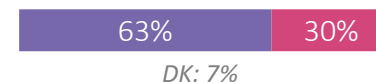
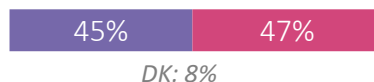
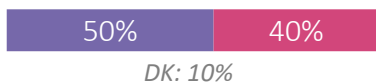
Working full  
(include self-  
employed)



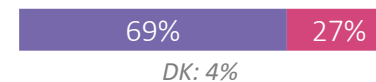
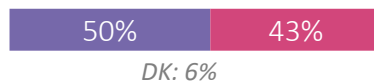
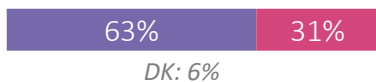
Working  
Part-time



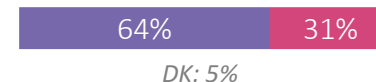
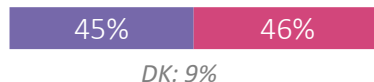
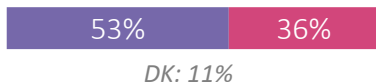
Unemployed



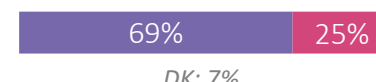
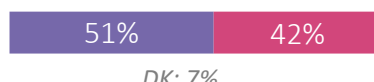
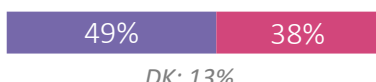
Student



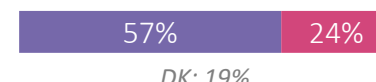
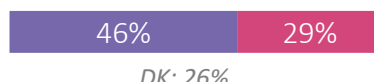
Housewife



Retired/  
Disabled



Refused/DK



Source: WIN 2021. Base: 33 236 cases

Q3. To what extent has gender equality achieved in your country in the following fields?

Note: The total percentage may not always add up to 100 due to rounding and/or multiple response questions.

# Level of achievement in Gender Equality - 2021

% within total population – Net Index



	At Work			In politics			At home		
	Net Index	TTB	BTB	Net Index	TTB	BTB	Net Index	TTB	BTB
Argentina	28	59	31	32	60	28	32	61	29
Brazil	13	54	41	-12	41	53	29	63	34
Canada	48	66	18	26	58	32	70	81	11
Chile	3	49	46	-16	39	55	34	65	31
China	*,*	*,*	*,*	54	77	23	66	83	17
Colombia	24	61	37	-14	42	56	38	68	30
Germany	-4	43	47	-10	42	52	49	71	22
Denmark	37	63	26	31	62	31	64	79	15
Ecuador	27	61	34	25	60	35	36	66	30
Spain	11	53	42	32	64	32	18	57	39
Finland	58	78	20	75	86	11	72	84	12
France	-9	41	50	-20	37	57	46	70	24
United Kingdom	36	58	22	17	50	33	52	69	17
Greece	21	60	39	21	60	39	41	70	29
Hong Kong	48	72	24	28	60	32	58	78	20
Croatia	-3	47	50	-33	33	66	37	68	31
Indonesia	54	73	19	36	63	27	71	84	13
Ireland	32	59	27	4	46	42	46	66	20
India	63	80	17	25	60	35	65	82	17
Italy	-22	38	60	-22	38	60	39	69	30

	At work			In politics			At home		
	Net Index	TTB	BTB	Net Index	TTB	BTB	Net Index	TTB	BTB
Japan	-21	30	51	-51	18	69	1	44	43
Kenya	0	45	45	-1	39	48	-6	42	48
South Korea	46	72	26	-6	45	51	53	76	23
Lebanon	48	73	25	-23	34	57	45	71	26
Mexico	30	63	33	4	50	46	42	70	28
Malaysia	30	63	33	4	50	46	43	70	27
Nigeria	15	57	42	-33	32	65	35	67	32
Peru	18	57	39	-13	42	55	38	67	29
Philippines	61	78	17	44	68	24	74	86	12
Pakistan	39	67	28	40	67	27	66	82	16
Poland	17	55	38	8	50	42	38	65	27
Palestinian T.	47	71	24	21	58	37	32	64	32
Paraguay	40	70	30	7	53	46	56	78	22
Serbia	29	63	34	16	56	40	36	67	31
Slovenia	22	59	37	-26	36	62	60	79	19
Thailand	40	64	24	-26	27	53	67	82	15
Turkey	12	54	42	-12	41	53	13	55	42
United States	32	56	24	9	47	38	55	71	16
Vietnam	69	84	15	35	63	28	86	93	7

Source: WIN 2021. Base: 33 236 cases

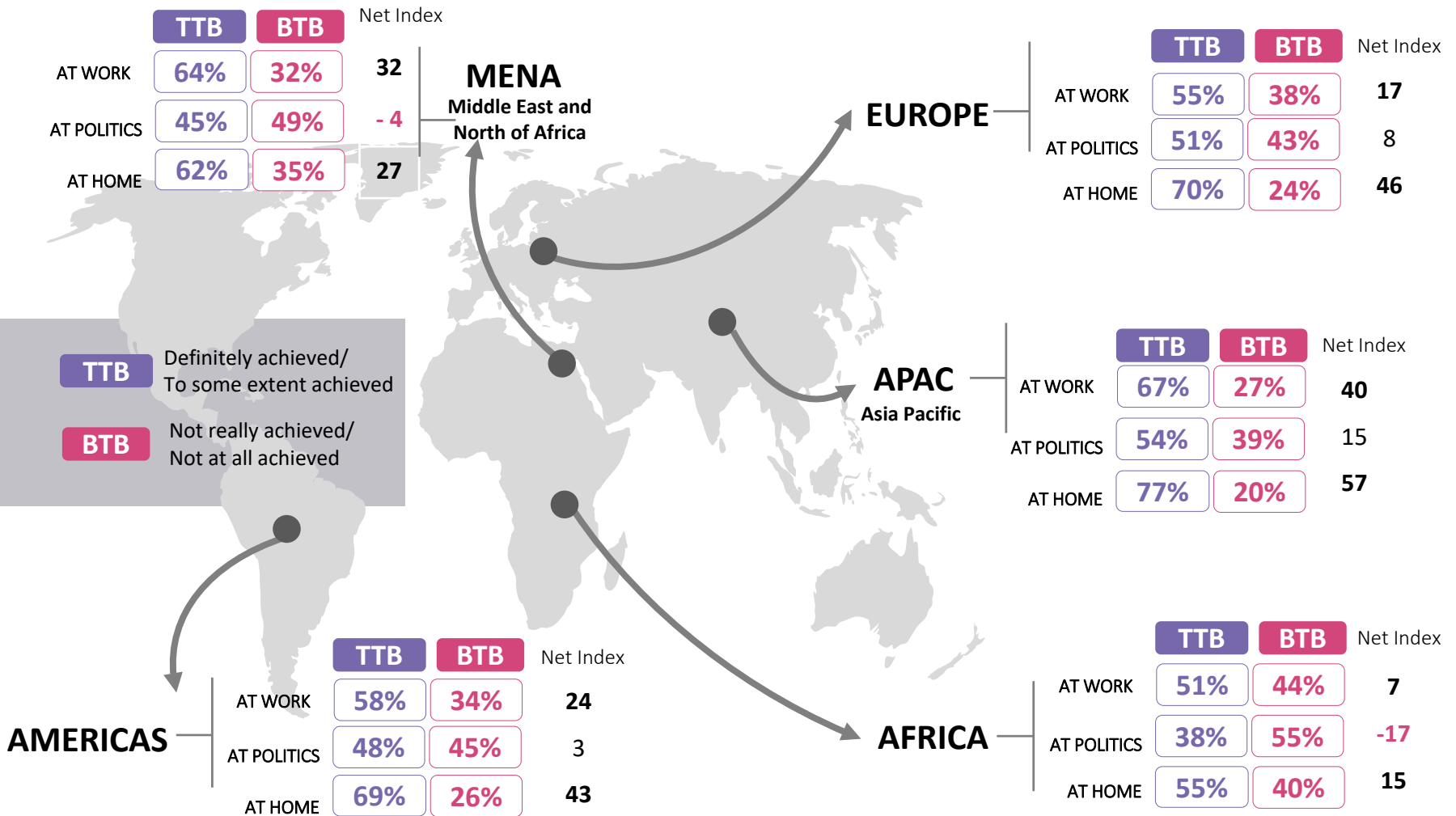


# Level of achievement in Gender Equality - 2021

% within total population – Net Index

## By region

At work, at politics, at home



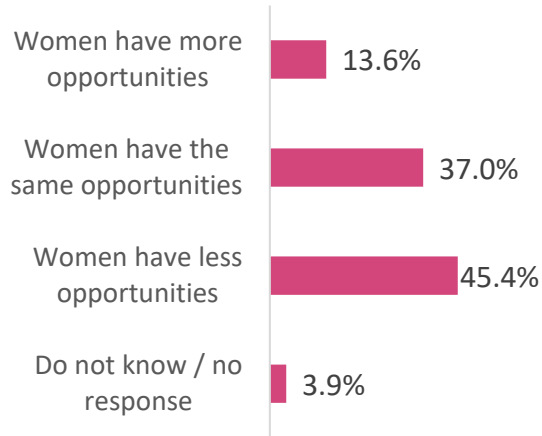
Source: WIN 2021. Base: 33 236 cases.

The percentages of Dk have not been plotted

# Job opportunities and career

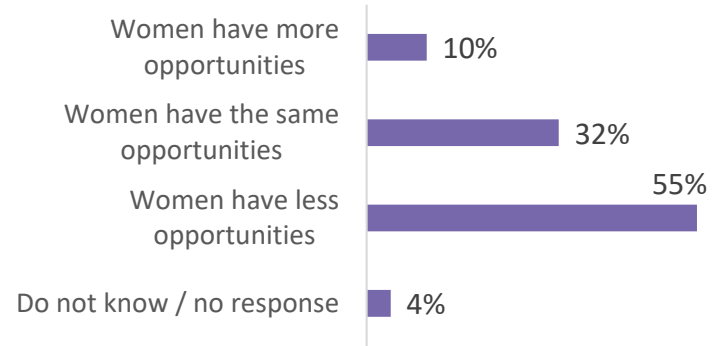
% within total population

## Total

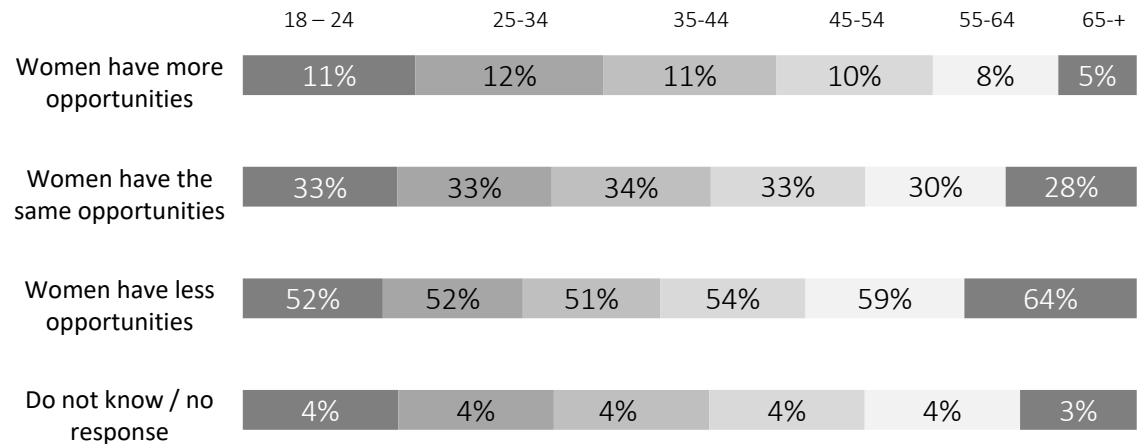


Source: WIN 2021. Base: 33,236.

## Total - Female



## By age group - Female



Source: WIN 2021. Female base: 16,465.

P4. In your Country, do you think women have the same opportunities, more opportunities or less opportunities than men in job opportunities and career??

Note: The total percentage may not always add up to 100 due to rounding and/or multiple response questions.



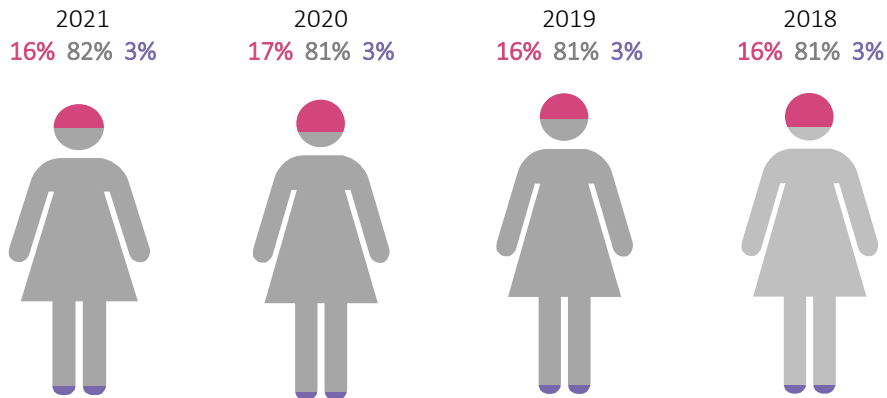
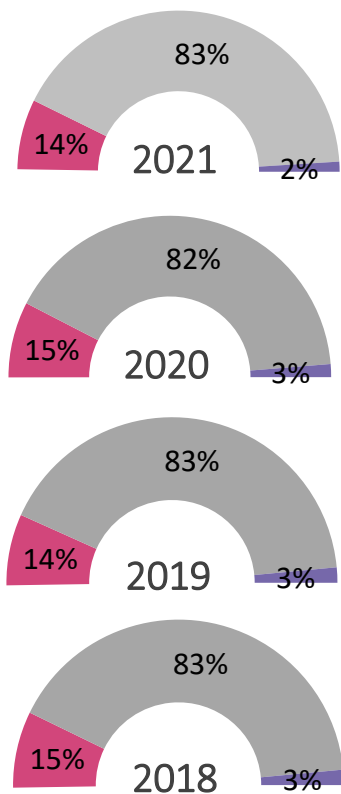
# Violence

# Suffered any kind of violence

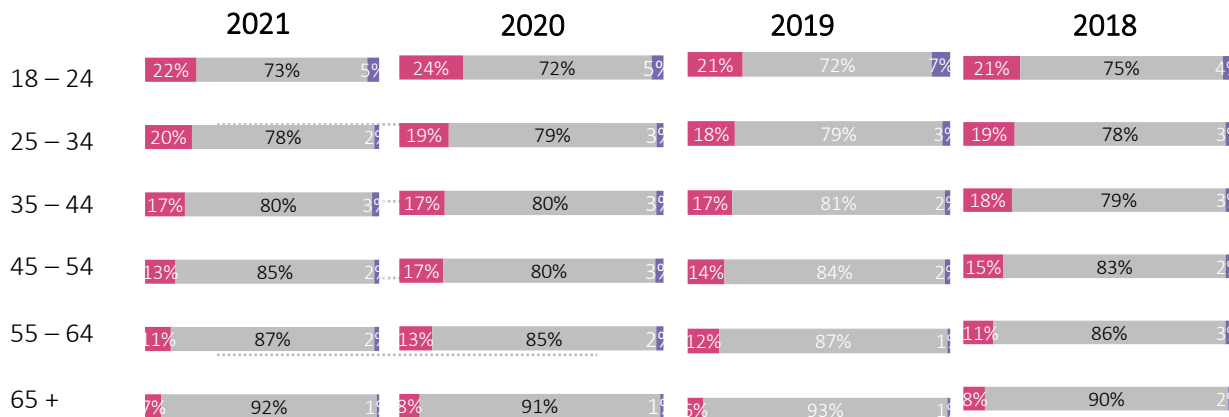
% within total population

## Total - Female

**Total**  
■ YES ■ NO ■ DK



## By age group - Female



Source: WIN 2021. Female base: 15,701.

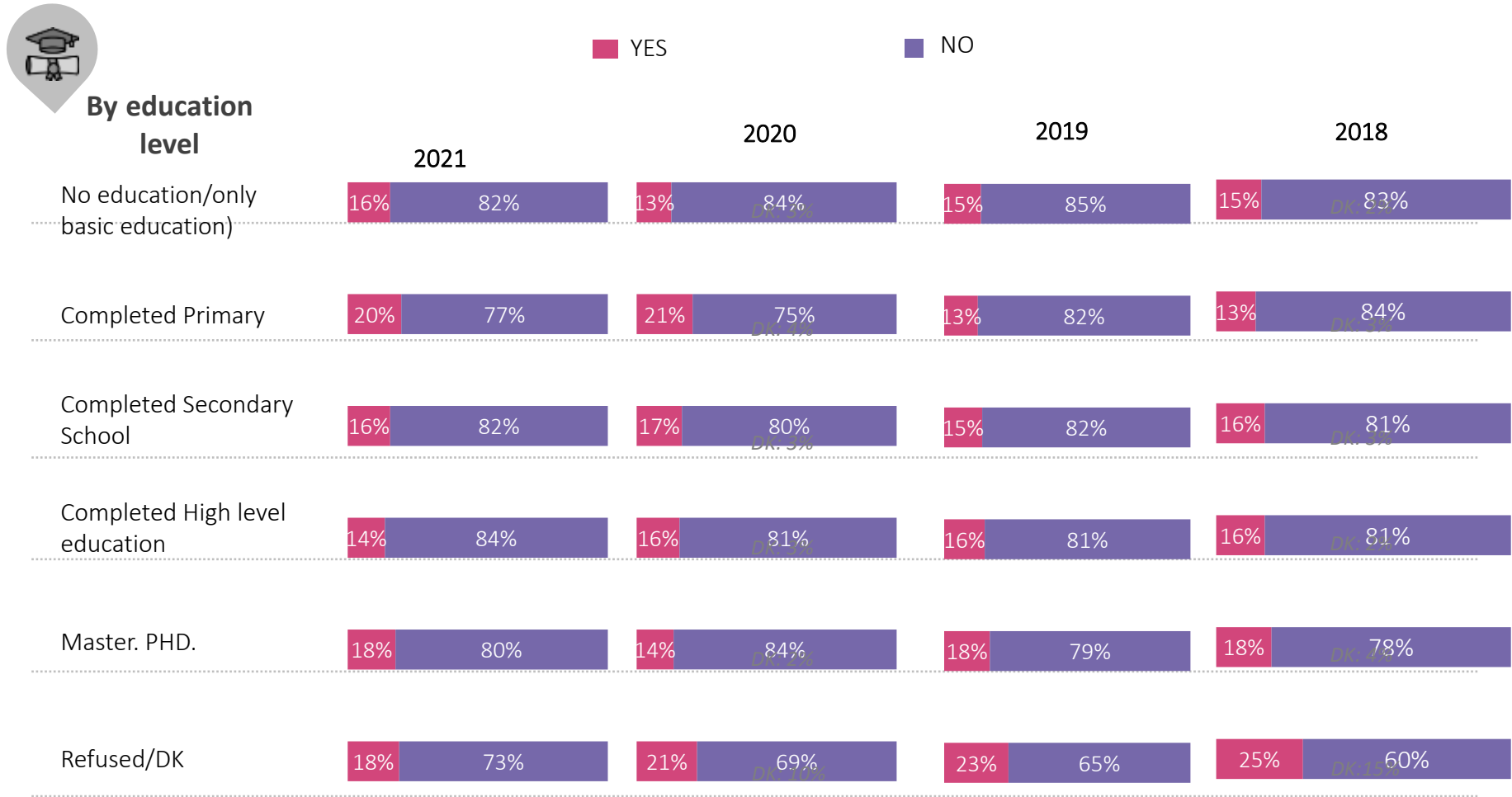
Source: WIN 2021. Base: 33,236.

P5. Have you suffered from any kind of violence (either physical or psychological) in the past year?

Note: The total percentage may not always add up to 100 due to rounding and/or multiple response questions.

# Suffered any kind of violence 2020

% within female population



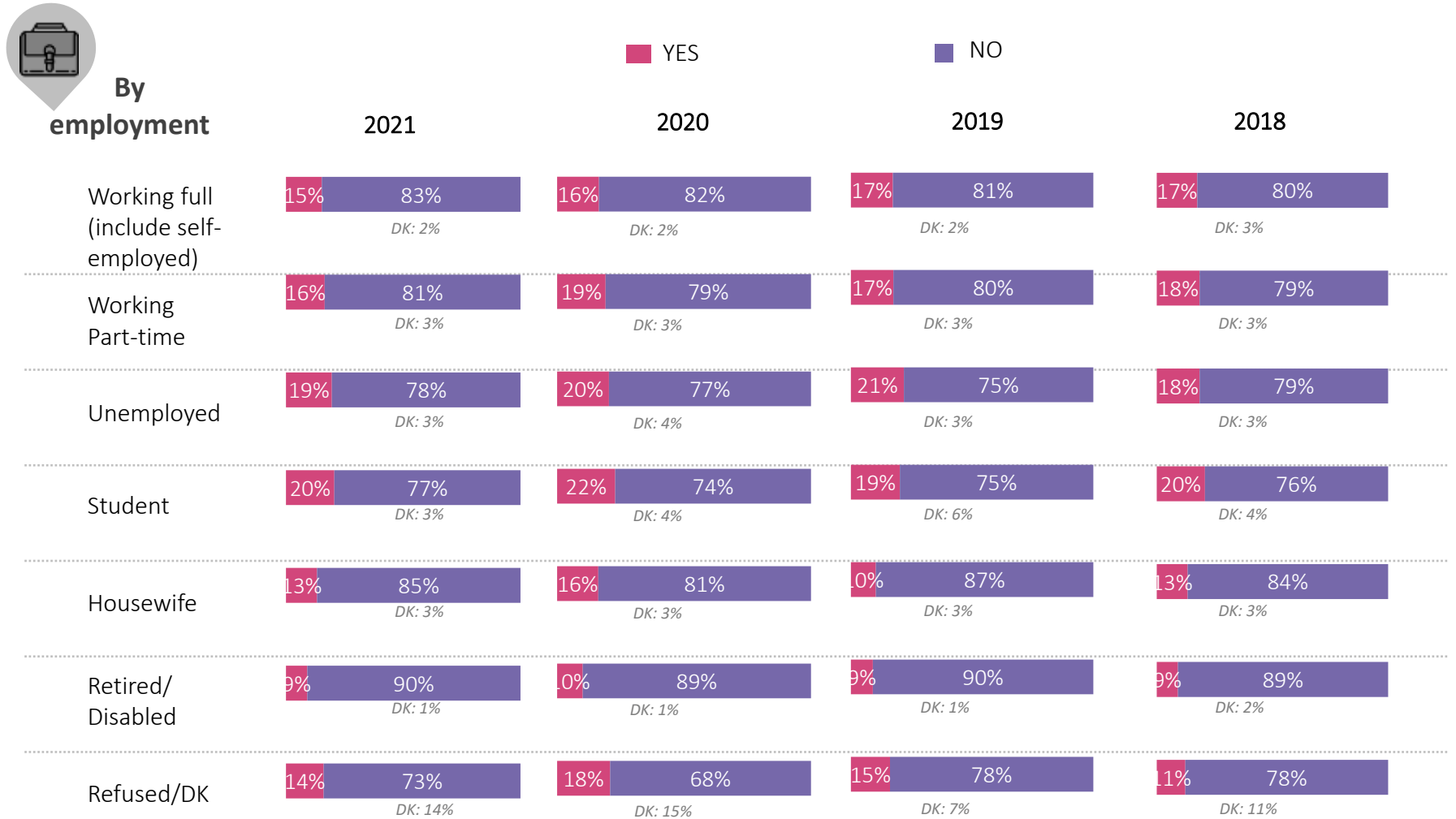
Source: WIN 2021. Female base: 15,701

P5. Have you suffered from any kind of violence (either physical or psychological) in the past year?

Note: The total percentage may not always add up to 100 due to rounding and/or multiple response questions.

# Suffered any kind of violence 2020

% within female population



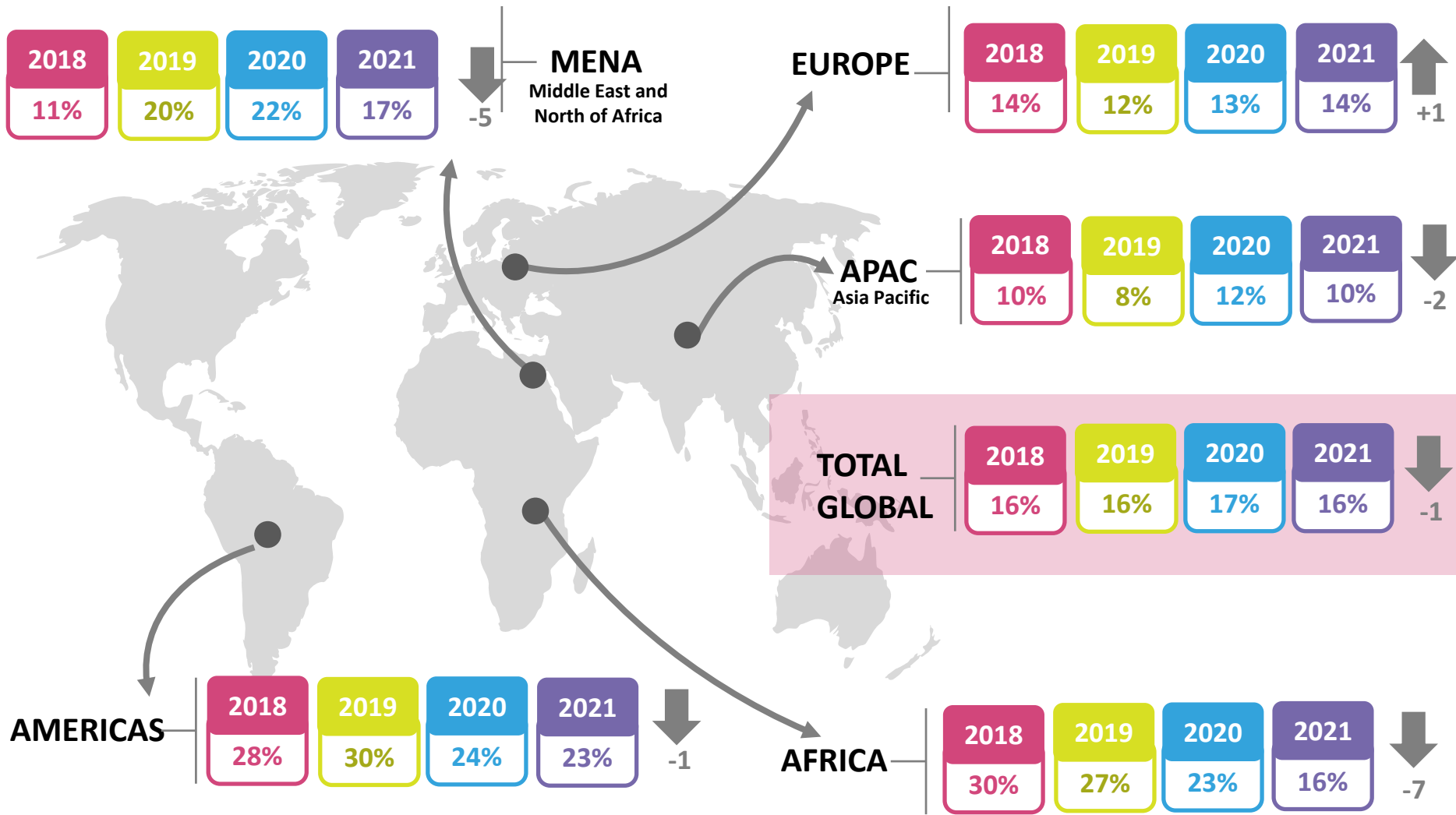
Source: WIN 2021. Female base: 15,701

P5. Have you suffered from any kind of violence (either physical or psychological) in the past year?

Note: The total percentage may not always add up to 100 due to rounding and/or multiple response questions.

# Suffered any kind of violence

% within female population

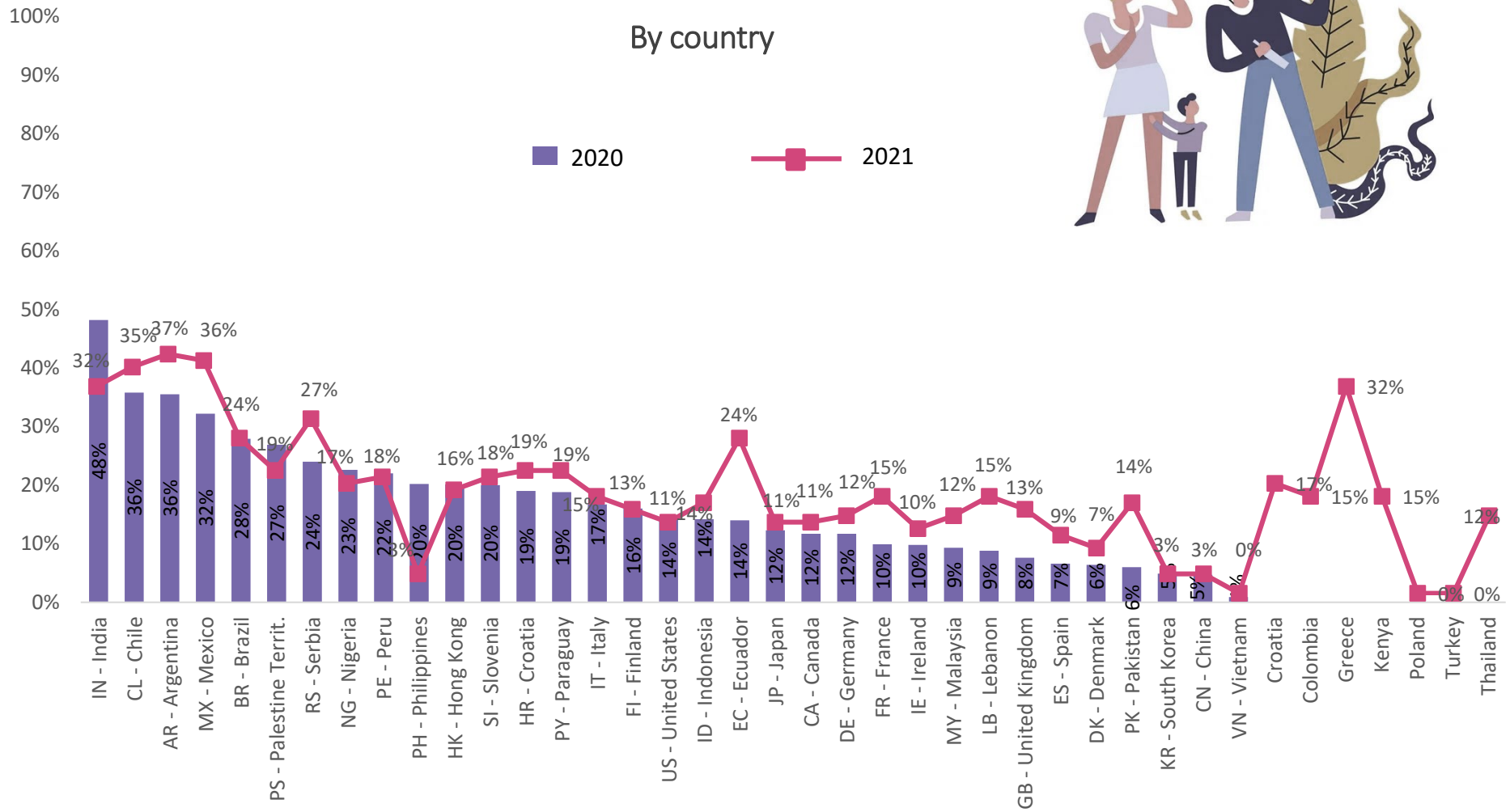


Source: WIN 2021. Female base: 15,701

The percentages of Dk / Nr have not been plotted

# Suffered any kind of violence

% within female population




Source: WIN 2021. Female base: 15,701

The percentages of Dk / Nr have not been plotted.

P5. Have you suffered from any kind of violence (either physical or psychological) in the past year?

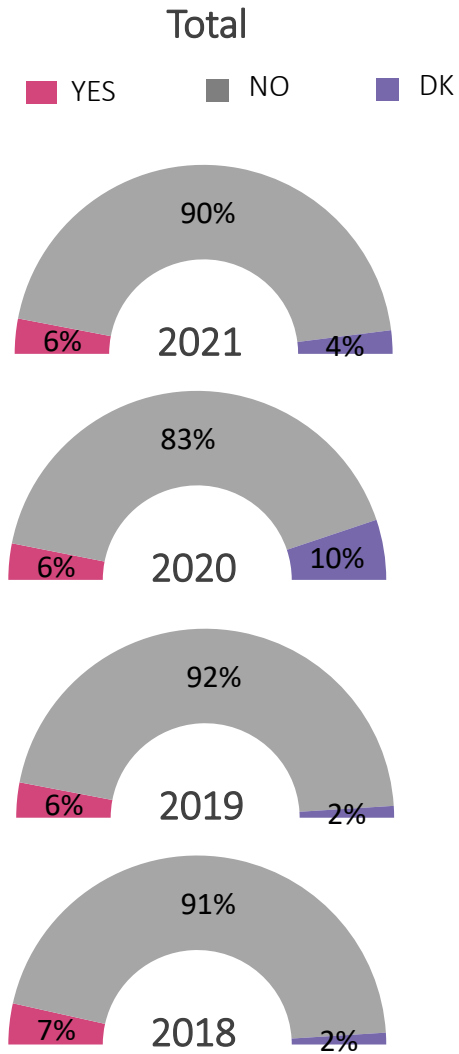




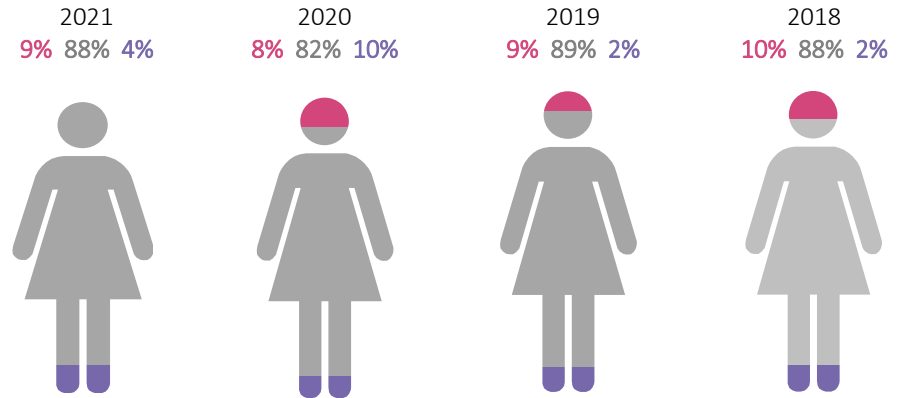
# Sexual Harassment

# Suffered any kind of sexual harassment 2021

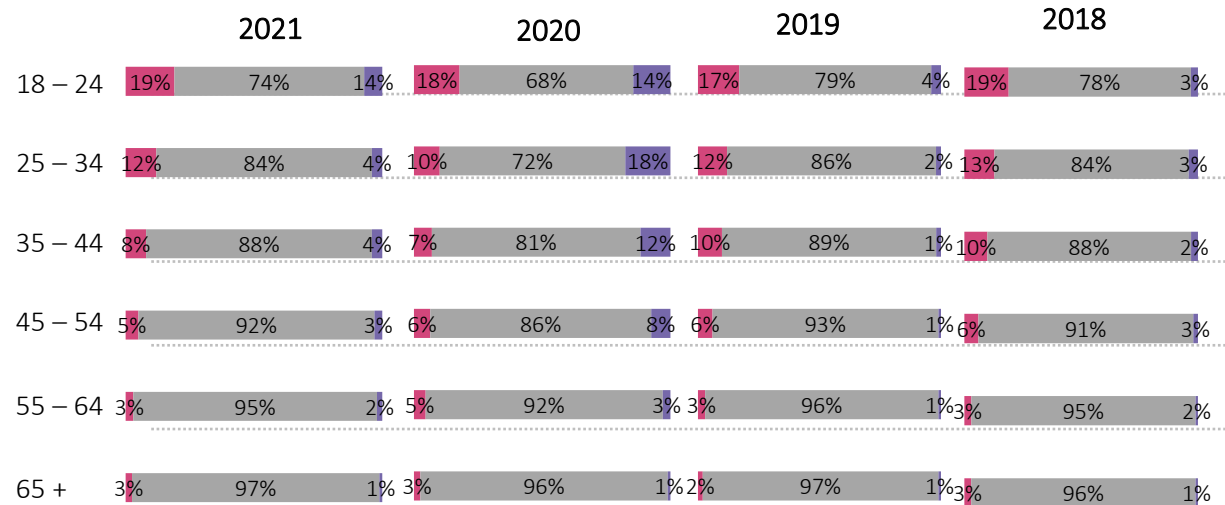
% within total population



## Total - Female



## By age group – Female



Source: WIN 2021. Base: 33,236.

Source: WIN 2021. Female base: 15,701

P6. Have you suffered from any kind of sexual harassment in the past year?

Note: The total percentage may not always add up to 100 due to rounding and/or multiple response questions.

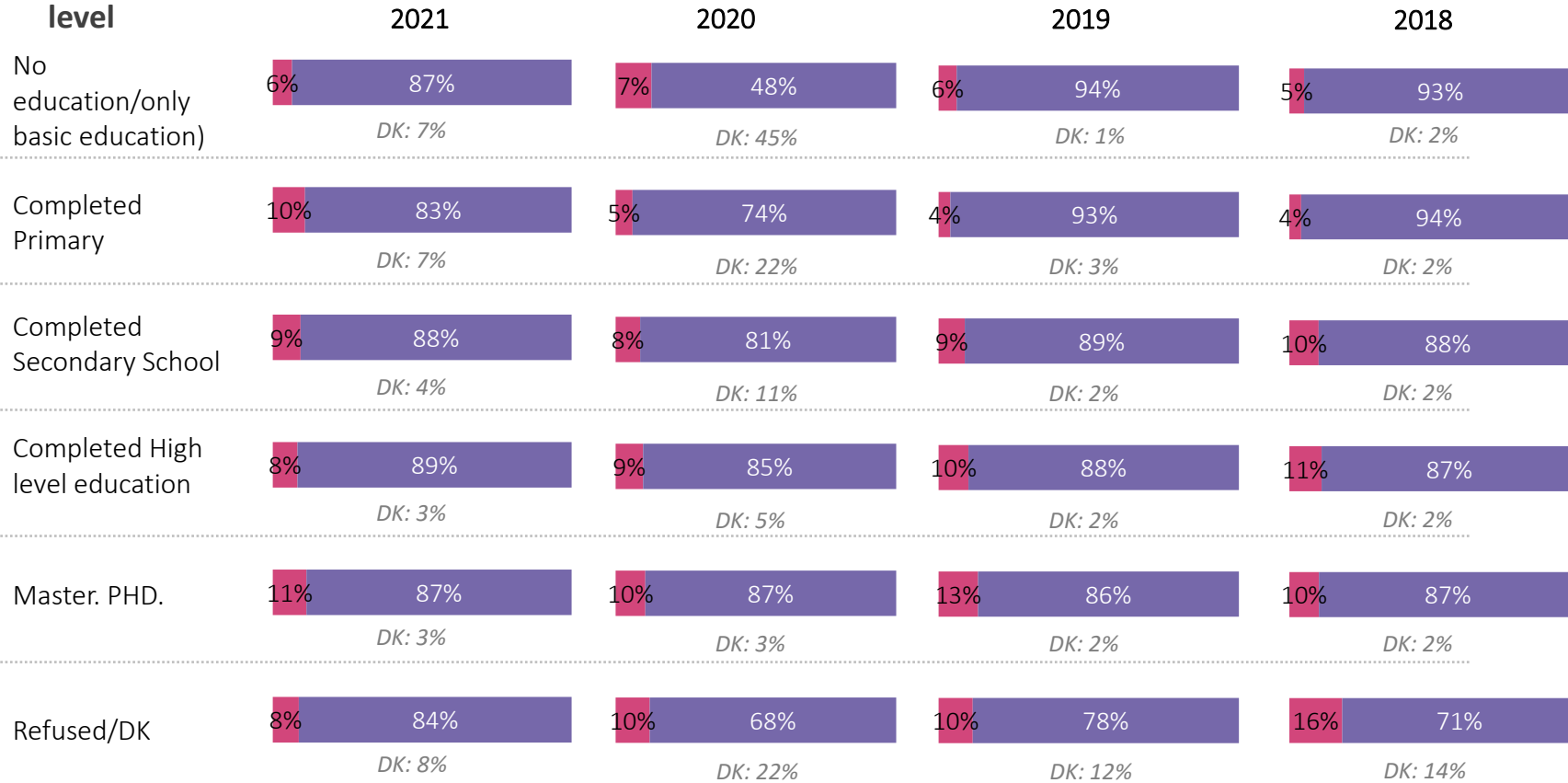
# Suffered any kind of sexual harassment 2021

% within female population



## By education level

■ YES ■ NO



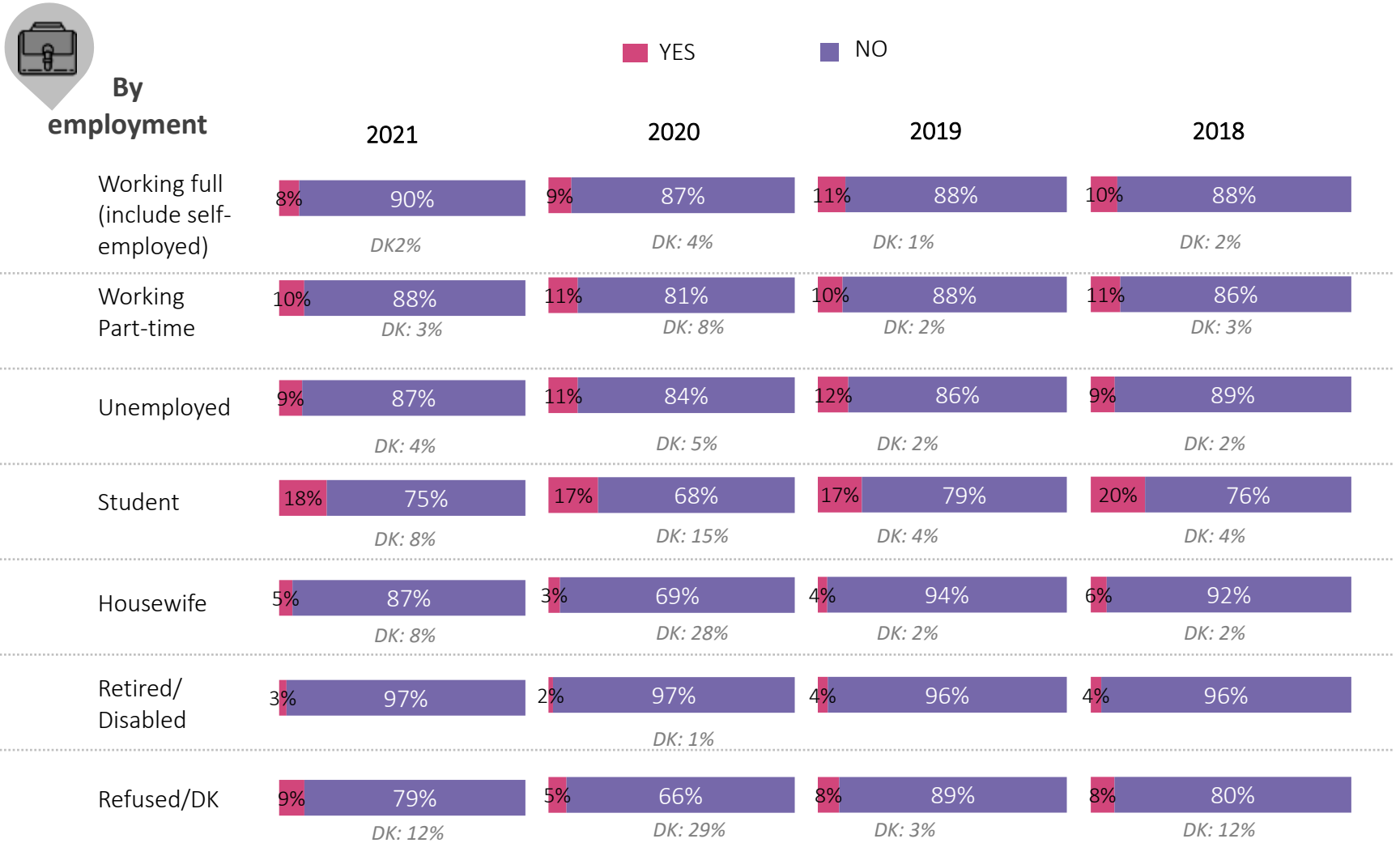
Source: WIN 2021. Female base: 15,701

P6. Have you suffered from any kind of sexual harassment in the past year?

Note: The total percentage may not always add up to 100 due to rounding and/or multiple response questions.

# Suffered any kind of sexual harassment 2021

% within female population



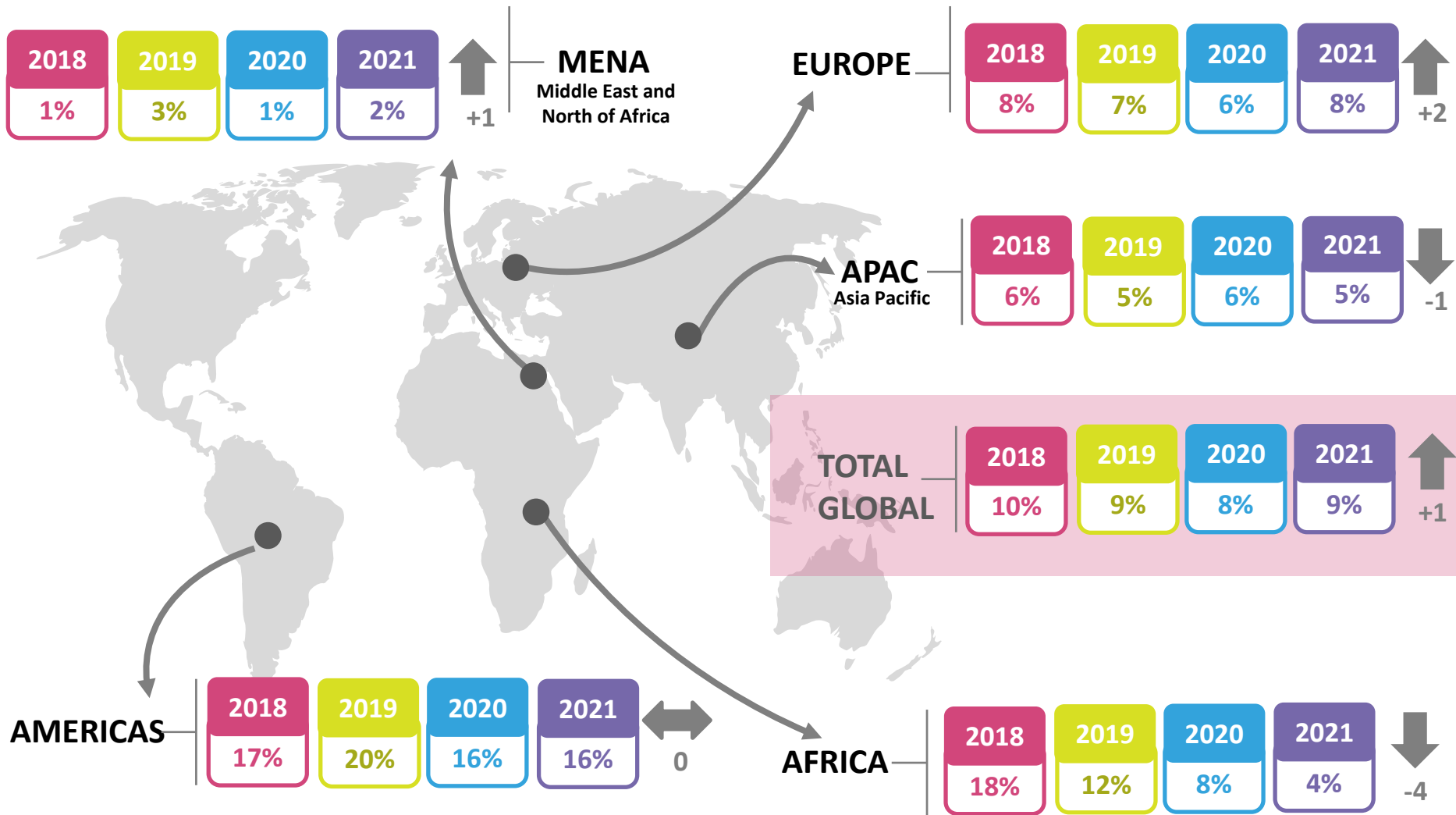
Source: WIN 2021. Female base: 15,701

P6. Have you suffered from any kind of sexual harassment in the past year?

Note: The total percentage may not always add up to 100 due to rounding and/or multiple response questions.

# Suffered any kind of sexual harassment 2021

% within female population



Source: WIN 2021. Female base: 15,701

The percentages of Dk / Nr have not been plotted

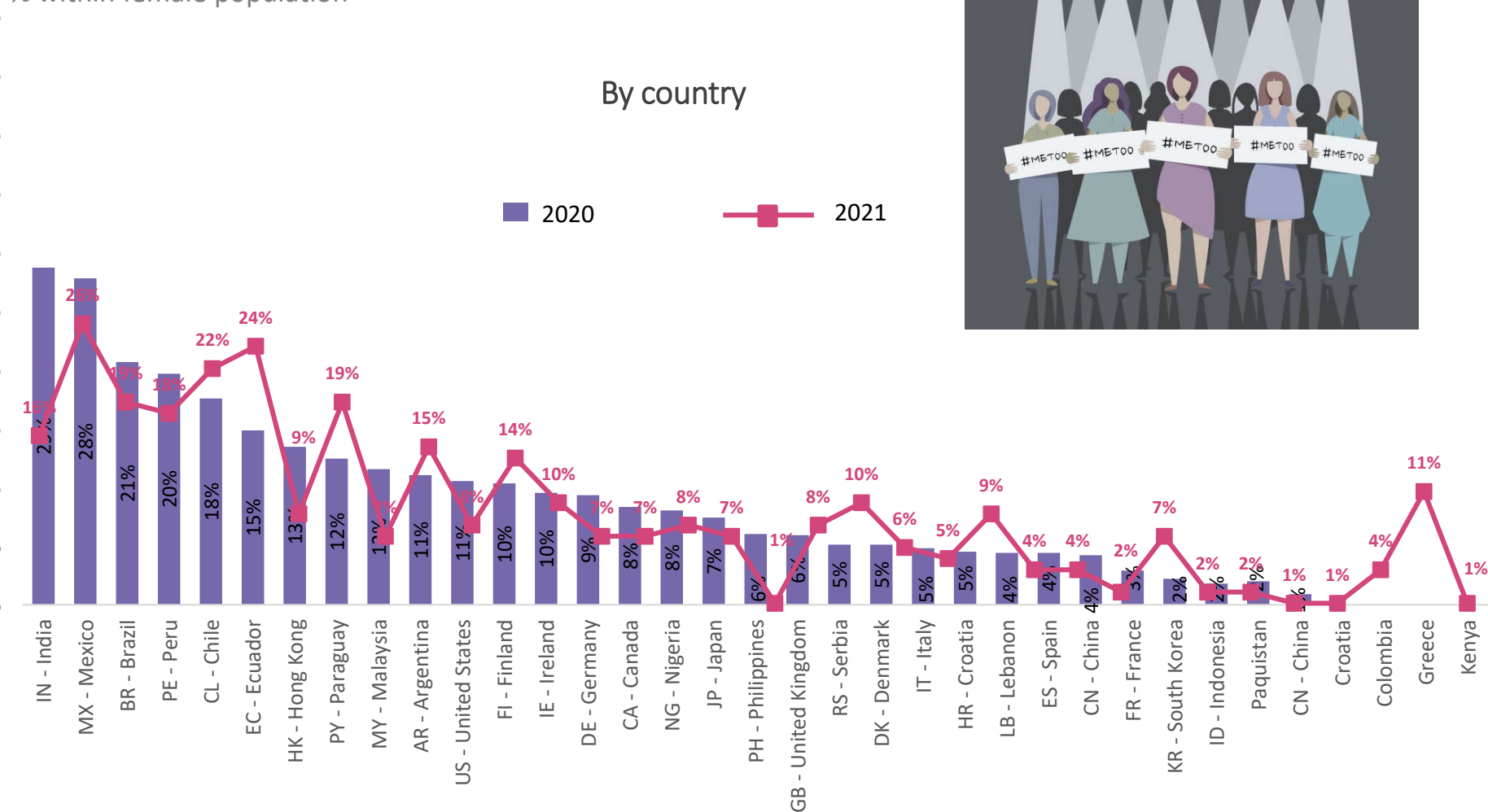
# Suffered any kind of sexual harassment 2020

% within female population

By country

2020

2021



Source: WIN 2021. Female base: 15,701

The percentages of Dk / Nr have not been plotted.

# METHODOLOGY

Total of 33236 surveys worldwide

Field dates: Oct 15th to Dec 18<sup>th</sup> 2021

COUNTRY	COMPANY	METHODOLOGY	SAMPLE SIZE	COVERAGE
<b>ARGENTINA</b>	Voices Research & Consultancy	CAWI	821	Nationwide
<b>BRAZIL</b>	Market Analysis Brasil	CAWI	1153	Nationwide
<b>CANADA</b>	Leger	CAWI	1001	Nationwide
<b>CHILE</b>	ACTIVA RESEARCH	CAWI	1216	Nationwide - Urban
<b>CHINA</b>	WisdomAsia	ONLINE	1000	Nationwide Tier – 1 & Tier – 2 cities
<b>CROATIA</b>	MEDIANA FIDES	CAWI	516	Nationwide
<b>COLOMBIA</b>	Centro Nacional de Consultoría	CATI	775	Nationwide
<b>DENMARK</b>	Norstat Denmark	CAWI	510	Nationwide
<b>ECUADOR</b>	CEDATOS	FACE-TO-FACE	730	Nationwide
<b>FINLAND</b>	TALOUSTUTKIMUS Oy	CAWI	1042	Nationwide excluding Aland
<b>FRANCE</b>	BVA	CAWI	1001	Nationwide
<b>GERMANY</b>	Produkt + Markt	CAWI	1000	Nationwide
<b>GREECE</b>	Alternative Research Solutions	CAWI	505	Nationwide
<b>HONG KONG</b>	Consumer Search Group (CSG)	CAWI	524	Nationwide
<b>INDIA</b>	DataPrompt International Pvt. Ltd.	CAWI	1000	Nationwide
<b>INDONESIA</b>	DEKA Marketing Research	CAWI	689	Nationwide
<b>IRELAND</b>	RED C Research & Marketing Ltd	CAWI	1020	Nationwide
<b>ITALY</b>	BVA Doxa	CAWI	1000	Nationwide
<b>JAPAN</b>	NIPPON RESEARCH CENTER, LTD.	CAWI	1182	Nationwide
<b>KENYA</b>	MIND PULSE Ltd	F2F	1000	Nationwide -Urban
<b>LEBANON</b>	REACH SAL	CATI	500	Nationwide

# METHODOLOGY

Total of 33236 surveys worldwide

Field dates: Oct 15th to Dec 18<sup>th</sup> 2021

COUNTRY	COMPANY	METHODOLOGY	SAMPLE SIZE	COVERAGE
<b>MALAYSIA</b>	Central Force International Sdn.Bhd	CATI	1007	Nationwide
<b>MEXICO</b>	Brand International S.A de C.V	ONLINE	501	Mexico City/ Guadalajara/Monterrey
<b>NIGERIA</b>	Market Trends International	CAPI offline F2F	1000	Nationwide
<b>PAKISTAN</b>	Gallup Pakistan	CATI	1000	Nationwide
<b>PALESTINE</b>	Palestinian Center of Public Opinion	TAPI	731	Nationwide
<b>PARAGUAY</b>	ICA Consultoría Estratégica	CATI	500	Nationwide
<b>PERU</b>	Datum Internacional	CAWI	1000	Nationwide
<b>PHILIPPINES</b>	Philipinne Survey and Research Center Inc (PSRC)	CAPI	1000	Nationwide
<b>POLAND</b>	Mareco Polska	CAWI	504	Nationwide
<b>SOUTH KOREA</b>	Gallup Korea	CAPI	1500	Nationwide
<b>SERBIA</b>	Mediana Fides	CAWI	529	Nationwide
<b>SLOVENIA</b>	Mediana	CAWI	515	Nationwide
<b>SPAIN</b>	Instituto DYM	CAWI	1000	Nationwide
<b>THAILAND</b>	Infosearch Limited	F2F	600	Nationwide
<b>TURKEY</b>	Barem	CATI	1003	Nationwide
<b>UK</b>	ORB International	CAWI	1051	Nationwide
<b>USA</b>	Leger	CAWI	1000	Nationwide
<b>VIETNAM</b>	Indochina Research	Tablet Assisted F2F	601	Ha Noi, Ho Chi Minh, Da Nang, Can Tho