

Leger

IN COLLABORATION WITH



POSTMEDIA-LEGER POLL

Report

War in Ukraine - One Year In

February 2023

DATE 2023-02-22 PROJECT NUMBER 82823-008

Leger

We know Canadians



METHODOLOGY

Methodology



Web survey using computer-assisted Web interviewing (CAWI) technology.



From February 17-19, 2023.



1521 Canadian residents, 18 years of age or older, randomly recruited from LEO's online panel.



Using data from the 2021 Census, results were weighted according to region, age and gender within Canada, as well as by education and presence of children in the household in order to ensure a representative sample of the population.



For comparison purposes, a probability sample of 1521 respondents would have a margin of error of $\pm 2.5\%$, 19 times out of 20.

The research results presented here are in full compliance with the CRIC Public Opinion Research Standards and Disclosure Requirements. For additional information regarding this poll please contact Andrew Enns with Leger at aenns@leger360.com

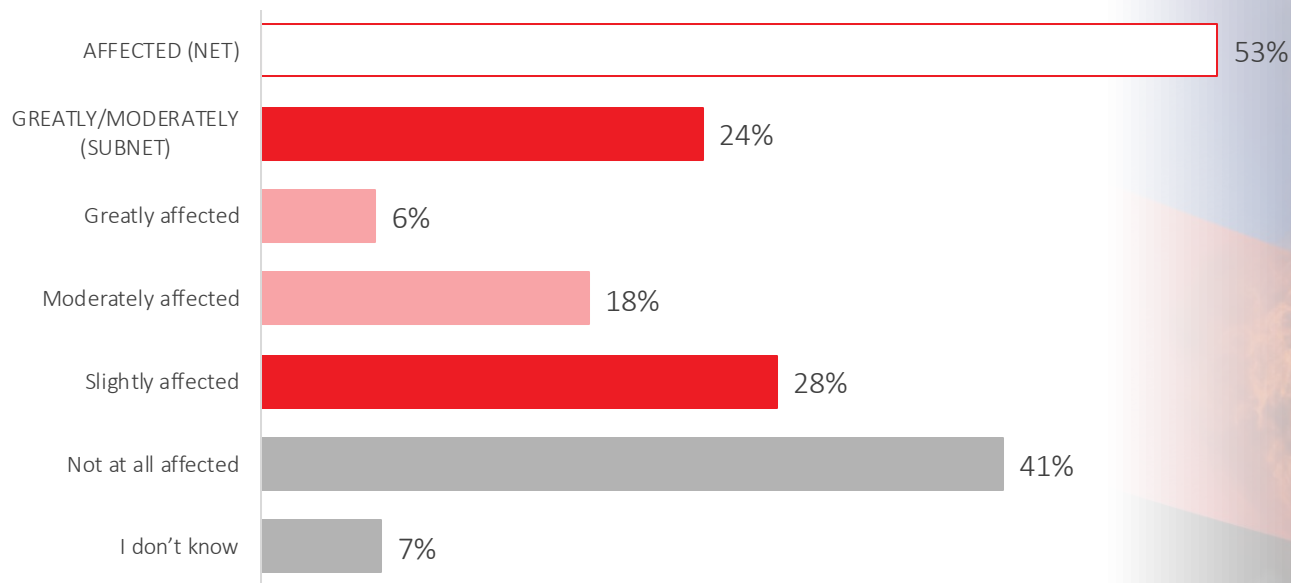


DETAILED RESULTS

Half (53%) say they or their family has been **personally affected by the war in Ukraine** to some extent; 24% have been greatly or moderately affected.

Q1. How would you describe the degree to which you (or your family) have been personally affected by the war in Ukraine?

Base: All respondents (n=1521)



Men (vs. women) and Quebecers (vs. the rest of Canada) are most likely to be personally affected by the war in Ukraine.

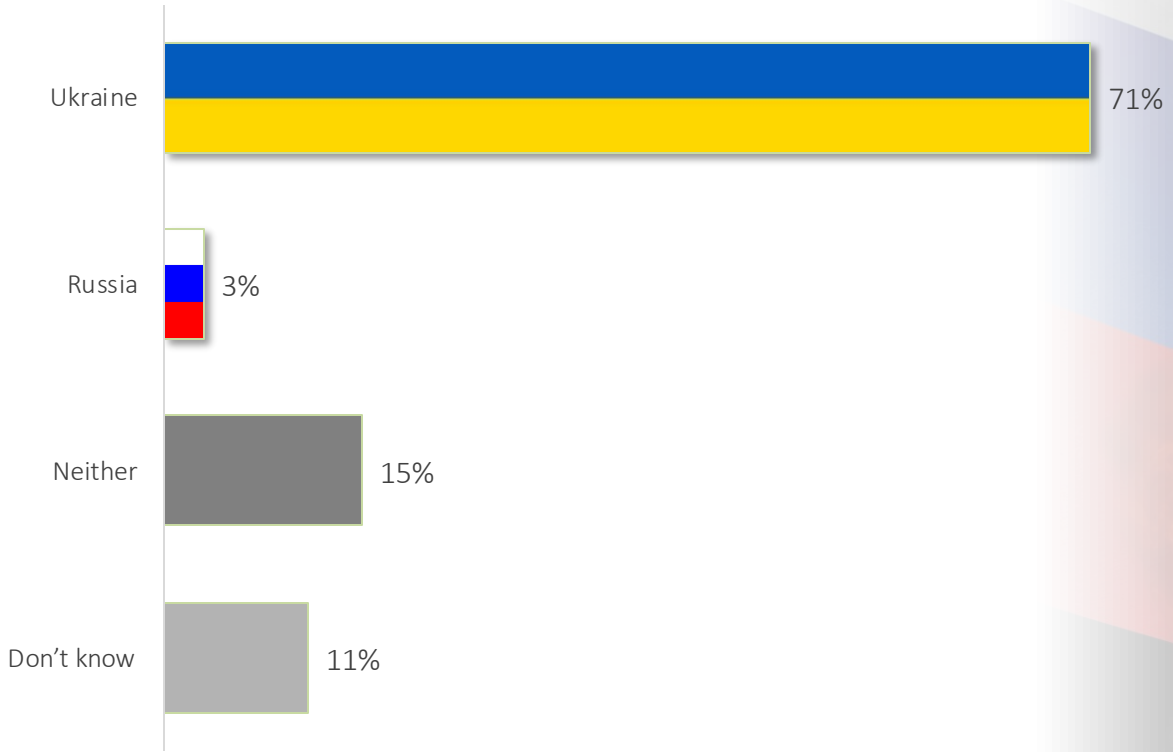
Q1. How would you describe the degree to which you (or your family) have been personally affected by the war in Ukraine?

Base: All respondents (n=1521)

	Gender		Age			Region								
	Total	Male	Female	18-34	35-54	55+	WEST (NET)	BC	Alberta	MB/SK	EAST (NET)	Ontario	Quebec	Atlantic Canada
n=	1521	743	778	335	561	625	405	154	126	125	1116	603	413	100
AFFECTED (NET)	53%	56%	50%	50%	52%	55%	53%	56%	48%	51%	53%	46%	66%	46%
GREATLY/MODERATELY (SUBNET)	24%	27%	21%	26%	22%	25%	20%	21%	20%	22%	26%	20%	36%	28%
Greatly affected	6%	8%	5%	9%	5%	6%	6%	8%	3%	4%	7%	5%	9%	5%
Moderately affected	18%	20%	16%	18%	17%	19%	15%	12%	16%	18%	19%	14%	27%	23%
Slightly affected	28%	28%	28%	23%	30%	30%	32%	36%	29%	30%	27%	26%	30%	18%
Not at all affected	41%	39%	43%	40%	40%	42%	43%	41%	48%	38%	40%	47%	27%	43%
I don't know	7%	5%	8%	10%	8%	3%	5%	3%	4%	11%	7%	8%	6%	11%

The vast majority (71%) support Ukraine in the war and would like to see that country ultimately prevail vs. 3% who are pro-Russia. However, 15% support neither side and 11% don't know. In a late February 2022 Leger poll, support for Ukraine sat at 83% with just 15% supporting neither or unsure.

Q2. Both Russia and Ukraine are claiming they are justified in their actions regarding the war. Between the two countries—Russia and Ukraine—which country do you support and would like to see ultimately prevail in the war?
Base: All respondents (n=1521)



A strong majority of Canadians back Ukraine in the war, with support highest among those aged 55+ and who indicate they have been affected by the war. That said, one in four Canadians support neither country in the conflict or are unsure who to support.

Q2. Both Russia and Ukraine are claiming they are justified in their actions regarding the war.

Between the two countries—Russia and Ukraine—which country do you support and would like to see ultimately prevail in the war?

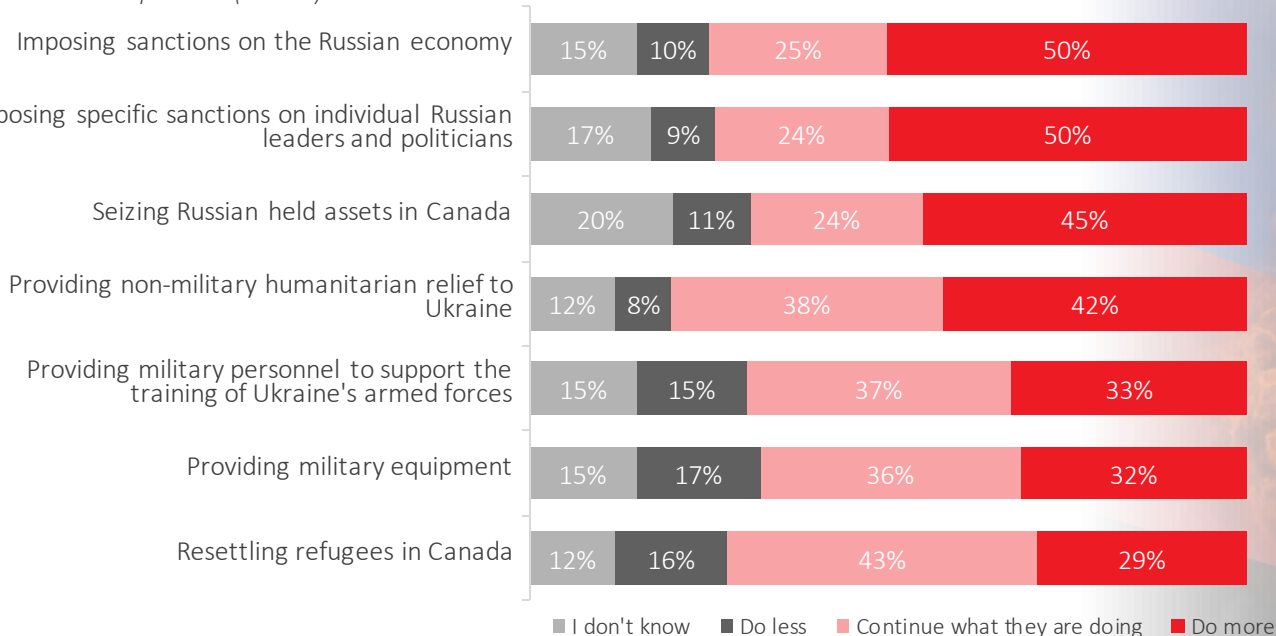
Base: All respondents (n=1521)

	Gender			Age			Region								Affected by war	
	Total	Male	Female	18-34	35-54	55+	WEST (NET)	BC	Alberta	MB/SK	EAST (NET)	Ontario	Quebec	Atlantic Canada	Affected (ANY)	Not affected
n=	1521	743	778	335	561	625	405	154	126	125	1116	603	413	100	821	601
Ukraine	71%	71%	71%	58%	65%	83%	72%	73%	67%	79%	70%	69%	73%	67%	76%	70%
Russia	3%	4%	2%	6%	3%	2%	2%	2%	1%	4%	4%	4%	4%	1%	4%	3%
Neither	15%	16%	14%	18%	18%	11%	17%	14%	26%	7%	14%	14%	14%	15%	13%	19%
Don't know	11%	10%	13%	18%	14%	4%	8%	10%	6%	9%	12%	13%	9%	17%	7%	9%

Canadians are more supportive of the Canadian government taking non-military actions to support Ukraine as opposed to increased military aid. Actions such as sanctions and seizure of assets are areas where Canadians want to see the government do more. There is less enthusiasm for more military support or the resettlement of war refugees. In a March 2022 Leger poll, 78% of Canadian agreed Canada should *welcome Ukrainian immigration through an expedited process*. It would appear many Canadians feel this has been accomplished.

Q3. Below is a list of areas where the government of Canada is taking action on regarding the war in Ukraine. For each of the areas listed please indicate whether the government should do more in this area, do less in this area or keep doing about what they are currently doing?

Base: All respondents (n=1521)



Men, older Canadians, and Quebecers are all significantly more likely to believe the Canadian government should do more in most areas where they are currently taking action.

Q3. Below is a list of areas where the government of Canada is taking action on regarding the war in Ukraine. For each of the areas listed please indicate whether the government should do more in this area, do less in this area or keep doing about what they are currently doing?

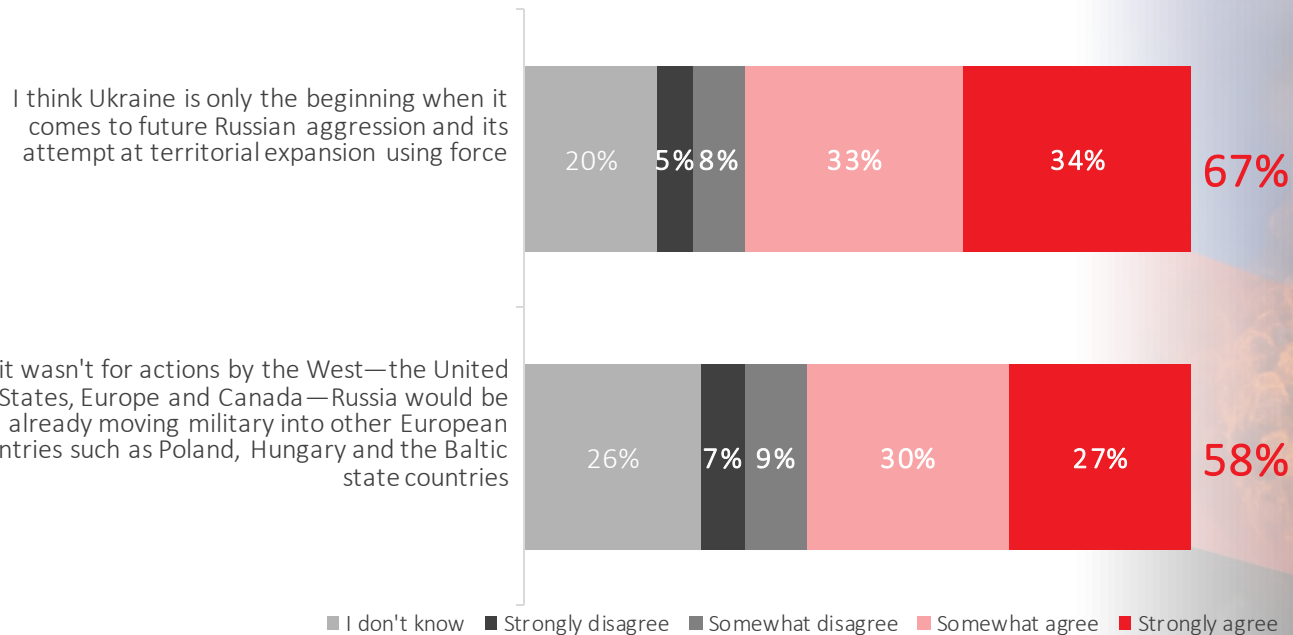
Base: All respondents (n=1521)

	Want government to do more													
	Total	Gender		Age			Region							
n=	1521	Male	Female	18-34	35-54	55+	WEST (NET)	BC	Alberta	MB/SK	EAST (NET)	Ontario	Quebec	Atlantic Canada
Imposing sanctions on the Russian economy	50%	56%	45%	39%	42%	63%	50%	52%	46%	49%	51%	46%	58%	50%
Imposing specific sanctions on individual Russian leaders and politicians	50%	55%	45%	34%	45%	65%	49%	54%	42%	50%	51%	45%	59%	52%
Seizing Russian held assets in Canada	45%	52%	39%	30%	38%	61%	45%	46%	40%	53%	45%	43%	47%	52%
Providing non-military humanitarian relief to Ukraine	42%	46%	39%	40%	40%	46%	42%	45%	37%	43%	43%	40%	49%	36%
Providing military personnel to support the training of Ukraine's armed forces	33%	38%	28%	32%	26%	39%	33%	34%	31%	36%	33%	32%	35%	29%
Providing military equipment	32%	37%	27%	27%	26%	39%	33%	33%	30%	37%	31%	30%	32%	34%
Resettling refugees in Canada	29%	31%	27%	29%	25%	33%	28%	29%	22%	36%	30%	27%	35%	28%

More than two-thirds (67%) agree **Ukraine is only the beginning** when it comes to future Russian aggression and its attempt at territorial expansion using force and 58% believe that **if it wasn't for the actions by the West, Russia would be already moving military into other European countries** such as Poland, Hungary, and the Baltic state countries.

Q4. Do you agree or disagree with the following statements?

Base: All respondents (n=1521)



Canadians aged 55+ are significantly more likely to agree that Ukraine is just the **beginning** and that if not for the actions of Canada, the U.S., and Europe, Russian would already be moving into other countries.

Q4. Do you agree or disagree with the following statements?

Base: All respondents (n=1521)

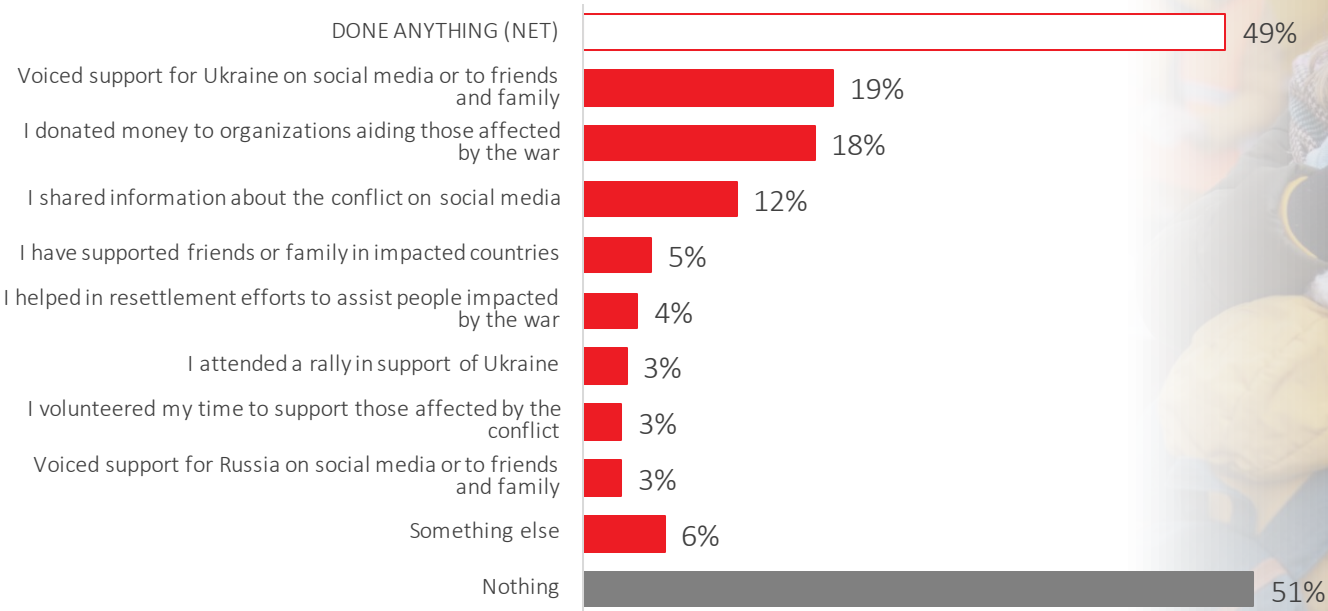
% AGREE

	Gender		Age			Region								
	Total	Male	Female	18-34	35-54	55+	WEST (NET)	BC	Alberta	MB/SK	EAST (NET)	Ontario	Quebec	Atlantic Canada
n=	1521	743	778	335	561	625	405	154	126	125	1116	603	413	100
I think Ukraine is only the beginning when it comes to future Russian aggression and its attempt at territorial expansion using force	67%	68%	65%	54%	63%	78%	68%	69%	66%	71%	66%	66%	67%	66%
If it wasn't for actions by the West—the United States, Europe and Canada—Russia would be already moving military into other European countries such as Poland, Hungary and the Baltic state countries	58%	61%	54%	45%	54%	69%	59%	60%	55%	66%	57%	58%	54%	60%

Canadians have voiced support for Ukraine (19%) or information about the conflict (12%) on social media, and 18% have donated money to organizations aiding those impacted. Fewer have supported friends/family in impacted countries, helped in resettlement efforts, attended a rally, or volunteered their time to help those affected by the conflict.

Q5. Which of the following have you personally done as a result of the conflict between Ukraine and Russia?

Base: All respondents (n=1521)



While older Canadians (aged 55+) are more likely to have voiced support for Ukraine on social media and/or donated money, those aged 18-54 are more likely to have supported friends/family in impacted countries or helped in resettlement efforts. While it's just 3% overall, men and those in the Prairies are more likely to have voiced support for Russia on social media.

Q5. Which of the following have you personally done as a result of the conflict between Ukraine and Russia?

Base: All respondents (n=1521)

	Total	Gender		Age			Region							
		Male	Female	18-34	35-54	55+	WEST (NET)	BC	Alberta	MB/SK	EAST (NET)	Ontario	Quebec	Atlantic Canada
n=	1521	743	778	335	561	625	405	154	126	125	1116	603	413	100
ANYTHING (NET)	49%	49%	49%	53%	44%	50%	52%	52%	50%	55%	48%	50%	46%	40%
Voiced support for Ukraine on social media or to friends and family	19%	19%	19%	15%	18%	23%	24%	22%	24%	29%	17%	17%	16%	17%
I donated money to organizations aiding those affected by the war	18%	16%	19%	15%	13%	23%	19%	17%	22%	19%	17%	19%	15%	9%
I shared information about the conflict on social media	12%	13%	11%	17%	11%	9%	14%	16%	9%	19%	11%	11%	10%	10%
I have supported friends or family in impacted countries	5%	5%	5%	7%	7%	3%	4%	5%	2%	8%	6%	7%	4%	4%
I helped in resettlement efforts to assist people impacted by the war	4%	4%	4%	6%	5%	2%	7%	5%	7%	9%	3%	4%	2%	2%
I attended a rally in support of Ukraine	3%	4%	3%	5%	4%	2%	6%	8%	3%	6%	2%	2%	3%	0%
I volunteered my time to support those affected by the conflict	3%	3%	3%	5%	2%	2%	4%	3%	4%	5%	3%	3%	1%	3%
Voiced support for Russia on social media or to friends and family	3%	4%	1%	5%	2%	2%	4%	2%	2%	14%	2%	2%	3%	2%

Many Canadians feel that there will be no clear winner in the Ukraine war; 29% believe sporadic fighting will continue for years with Russian occupation continuing and 12% predict a ceasefire that will end fighting, with Russia occupying parts of Ukraine indefinitely. However, **17% see Ukraine winning and Russia withdrawing** and **6% believe Russia will eventually win** with a pro-Russian government taking over. However, 35% admit they don't know what to expect. In a March 2022 Leger poll, 33% predicted a Ukraine victory, 27% said Russia would win, and 41% were unsure. Two-thirds (64%) agreed that the conflict could last for many years.

Q6. How do you feel the war between Ukraine and Russia will end?

Base: All respondents (n=1526)



Men are significantly more likely to feel Ukraine will emerge victorious, along with Western Canadians. Those aged 18-34 are more likely to predict a win for Russia country, although Quebecers are least likely to agree with this outcome.

Q6. How do you feel the war between Ukraine and Russia will end?

Base: All respondents (n=1526)

	Gender			Age			Region							
	Total	Male	Female	18-34	35-54	55+	WEST (NET)	BC	Alberta	MB/SK	EAST (NET)	Ontario	Quebec	Atlantic Canada
n=	1521	743	778	335	561	625	405	154	126	125	1116	603	413	100
Sporadic fighting there will continue for years with Russia continuing to occupy parts of Ukraine	29%	31%	27%	24%	28%	33%	28%	25%	30%	32%	29%	30%	31%	19%
Ukraine will win and Russia will eventually withdraw from Ukrainian territory	17%	21%	13%	17%	16%	18%	21%	22%	20%	21%	15%	14%	17%	16%
There will be a ceasefire that will end fighting and Russia will occupy parts of Ukraine indefinitely	12%	15%	10%	10%	12%	15%	11%	12%	9%	10%	13%	14%	14%	8%
Russia will eventually win and a new pro-Russian government will take over in Ukraine	6%	8%	5%	11%	7%	3%	8%	10%	5%	6%	6%	6%	3%	14%
I don't know	35%	25%	45%	37%	38%	31%	33%	30%	36%	31%	36%	36%	34%	42%

Detailed Methodology

Sampling Frame

Participants were randomly selected from LEO's online panel.

Leger owns and manages an Internet panel that includes more than 450,000 Canadians coast to coast. An online panel consists of Web users profiled according to different demographic variables. The majority of Leger's panel members (60%) were randomly recruited over the phone in the past ten years, which makes this panel very similar to the current Canadian population on a number of demographic characteristics. Moreover, 35% of panelists were recruited through affiliate programs and 5% through partner campaigns and programs.

To be eligible, respondents were required to be 18 years of age or older.

Detailed Methodology

Weighted and Unweighted Sample

The table below presents the geographic distribution of respondents before weighting and after weighting.

Region	Unweighted	Weighted
British Columbia	154	212
Alberta	126	169
MB/SK	125	98
Ontario	603	589
Quebec	413	351
Atlantic Canada	100	102

GENDER	Unweighted	Weighted
Male	743	742
Female	778	779

AGE	Unweighted	Weighted
Between 18 and 34	335	406
Between 35 and 55	561	489
55 or over	625	626

Leger

We know Canadians



OUR SERVICES

- **Leger**
Marketing research and polling
- **Leger MetriCX**
Strategic and operational customer experience consulting services
- **Leger Analytics (LEA)**
Data modelling and analysis
- **Leger Opinion (LEO)**
Panel management
- **Leger Communities**
Online community management
- **Leger Digital**
Digital strategy and user experience
- **International Research**
Worldwide Independent Network (WIN)

600
EMPLOYEES



185
CONSULTANTS



8
OFFICES

MONTREAL | QUEBEC CITY | TORONTO | WINNIPEG
EDMONTON | CALGARY | VANCOUVER | PHILADELPHIA

OUR CREDENTIALS



Leger is a member of the [Canadian Research Insights Council \(CRIC\)](#), the industry association for the market/survey/insights research industry.



Leger is a member of [ESOMAR](#) (European Society for Opinion and Market Research), the global association of opinion polls and marketing research professionals. As such, Leger is committed to applying the [international ICC/ESOMAR](#) code of Market, Opinion and Social Research and Data Analytics.



Leger is also a member of the [Insights Association](#), the American Association of Marketing Research Analytics.



Leger is a sponsor of [CAIP Canada](#), Canada's professional body for Certified Analytics and Insights Professionals who uphold CRIC's marketing research and public opinion research standards. CAIP Canada is globally endorsed by ESOMAR and the MRII/University of Georgia.