



Leger

REPORT

Medical Assistance In Dying (MAID)

Survey of Canadians



THE
CANADIAN
PRESS

DATE 2024-02-13

Methodology



Method

Online survey among respondents 18 years of age or older.

(Canadian sample: n= 1,579).

Respondents had the option of completing the survey in English or in French and were randomly recruited using LEO's online panel.



When

February 9 to February 11, 2024



Margin of error

For comparison purposes, a probability sample of this size yields a margin of error no greater than $\pm 2.46\%$, (19 times out of 20) for the Canadian sample.



Weighting

Results were weighted according to **age, gender, mother tongue, region, education and presence of children in the household** in order to ensure a representative sample of the Canadian population.

Methodology



Significant differences

Data in bold **red** characters indicate a significantly lower proportion than that of other respondents. Conversely, data in bold **green** characters indicate a significantly higher proportion than that of other respondents.



Rounded data

The numbers presented have been rounded up. However, the numbers before rounding were used to calculate the sums presented and might therefore not correspond to the manual addition of these numbers.



Questions

Have questions about the data presented in this report? Please contact Christian Bourque, Executive Vice-President, Eastern Canada at the following e-mail addresses: cbourque@leger360.com

A more detailed methodology is presented in the Appendix.

Methodology

Leger is the polling firm that has presented the most accurate election survey data, on average, over the last ten years in Canada. During the last federal election in 2021, Leger was once again **the most accurate firm in the country**. This accuracy is attributed to the quality of the LEO panel and rigorous application of methodological rules by Leger's 600 employees, including 200 professionals in Leger's eight offices across Canada (Montreal, Toronto, Quebec City, Winnipeg, Calgary, Edmonton and Vancouver) and in the United States (New York).

Poll aggregator 338Canada.com gave Leger the highest rating among all polling firms in Canada for the accuracy of its studies. See <https://338canada.com/pollster-ratings.htm>

2021 CANADIAN FEDERAL ELECTION



LEGER SURVEY

Published in *Le Journal de Montréal*
and *The National Post/Postmedia*
September 18, 2021

OFFICIAL RESULTS

2021 Canadian Federal Election*

33%	32%	19%	7%	6%	2%
33.7%	32.6%	17.8%	7.7%	5.0%	2.3%

Key Highlights (1/2)

From February 9 to 11, 2024, we surveyed Canadians to find out their opinion and perceptions on the Medical Assistance in Dying (MAID).

Some of the key highlights of our survey about Medical Assistance in Dying (MAID) in Canada include...

High Support for Medical Assistance in Dying in Canada

- Over three-quarters of Canadians (77%) support the law on medical assistance in dying in Canada. Quebecers (86%) and Canadians aged 55 and over (81%) are more likely to support it. Albertans are more likely to oppose medical assistance in dying (20% versus 13% in Canada).
- Two-thirds of Canadians (65%) believe that people suffering from an illness that can affect their cognitive ability should be able to make a request in advance for medical assistance in dying. This proportion is higher among Quebecers (77%) and people aged 55 and over (69%). Albertans are more likely to be against advance requests (22% versus 15% in Canada).

Key Highlights (2/2)

Medical Assistance in Dying for Mental Health Issues Only Does Not Have Majority Support

- Less than half of Canadians (42%) believe that the government should expand the law to allow individuals suffering from mental health issues only to request medical assistance in dying, against 28% who believe the opposite and 30% who are unsure. Quebecers (50%) are more likely to agree with this change in the law, and Albertans are more likely to be against it (39%).
- Nearly half of Canadians (47%) believe that the government should take its time to ensure everything is done correctly, while 37% believe that the government should not delay so that Canadians with mental illnesses can also benefit from MAID.

REPORT

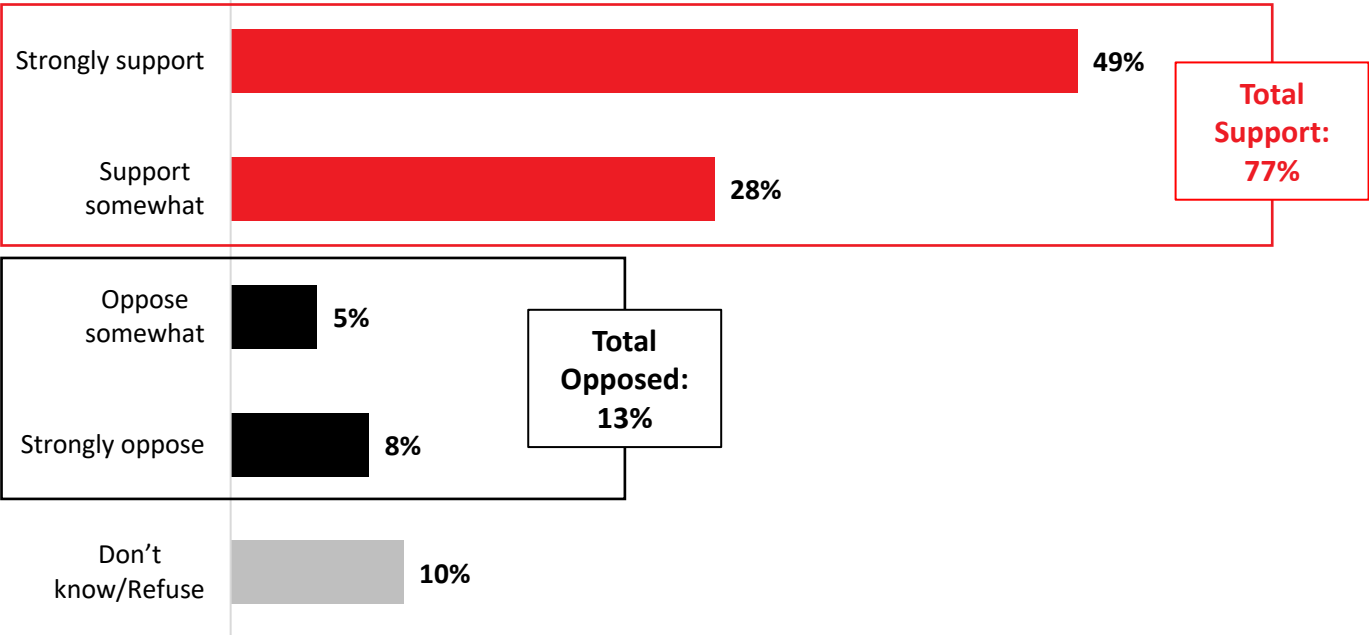
Detailed Results



Support of MAID in Canada (1/2)

Q1. Medical assistance in dying (MAID) has been available to adult Canadians since 2016. The law allows Canadians who have a serious and incurable physical illness, disease or disability, as well as those who are experiencing enduring and intolerable suffering, to opt to end their life with the assistance of a medical professional. In general, are you in favour or opposed to this law?

Base: All respondents (n=1,579)



Support of MAID in Canada (2/2)

Q1. Medical assistance in dying (MAID) has been available to adult Canadians since 2016. The law allows Canadians who have a serious and incurable physical illness, disease or disability, as well as those who are experiencing enduring and intolerable suffering, to opt to end their life with the assistance of a medical professional. In general, are you in favour or opposed to this law?

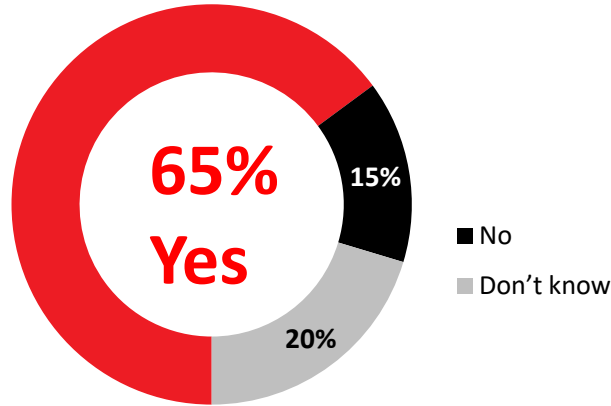
Base: All respondents

	Total Canada	ATL	QC	ON	MB/SK	AB	BC	Male	Female	18-34	35-54	55+	Urban	Sub-Urban	Rural
Weighted n=	1,579	107	366	613	101	172	221	767	812	417	510	652	643	599	316
Unweighted n=	1,579	103	438	608	134	142	154	780	799	414	561	604	659	588	313
Total Support	77%	82%	86%	74%	76%	71%	77%	77%	78%	74%	76%	81%	79%	77%	76%
Strongly support	49%	55%	62%	44%	48%	37%	51%	46%	52%	42%	46%	56%	53%	47%	46%
Support somewhat	28%	27%	24%	30%	28%	34%	26%	31%	26%	32%	30%	25%	25%	30%	29%
Total Opposed	13%	9%	8%	14%	14%	20%	14%	13%	13%	15%	12%	12%	13%	13%	13%
Oppose somewhat	5%	3%	4%	5%	6%	6%	9%	6%	5%	7%	4%	5%	6%	4%	7%
Strongly oppose	8%	7%	4%	9%	8%	14%	5%	7%	8%	8%	8%	7%	7%	9%	6%
Don't know/Refuse	10%	9%	7%	12%	10%	9%	9%	10%	9%	11%	12%	7%	8%	10%	11%

Support of Anticipated MAID Requests in Canada

Q2. Some changes to the law have been suggested that would broaden the number of Canadians who could request a medically assisted death. One such potential change would allow adults to request a medically assisted death in advance of a condition that, as it progresses, would impair their cognitive, decision-making ability. This would be a condition such as Alzheimer’s or other forms of dementia. Should people diagnosed with such conditions be able to request a medically assisted death in advance of their anticipated cognitive decline?

Base: All respondents (n=1,579)

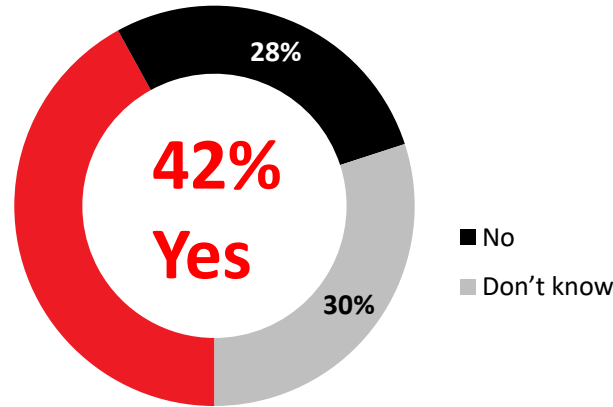


	Total Canada	ATL	QC	ON	MB/SK	AB	BC	Male	Female	18-34	35-54	55+	Urban	Sub-Urban	Rural
Weighted n=	1,579	107	366	613	101	172	221	767	812	417	510	652	643	599	316
Unweighted n=	1,579	103	438	608	134	142	154	780	799	414	561	604	659	588	313
Yes	65%	68%	77%	60%	66%	58%	62%	63%	67%	62%	62%	69%	65%	66%	64%
No	15%	10%	10%	18%	15%	22%	12%	17%	12%	18%	14%	13%	17%	13%	14%
Don't know	20%	22%	13%	23%	19%	20%	26%	19%	21%	20%	23%	18%	18%	21%	22%

Acceptance of MAID for Canadians with Solely Mental Disorders

Q3. Another change that's currently under debate is whether medically assisted death should be allowed in cases where the patient's only underlying medical condition is a serious mental disorder. Should the federal government allow adults to seek a medically assisted death solely on the basis of an irremediable mental illness?

Base: All respondents (n=1,579)



	Total Canada	ATL	QC	ON	MB/SK	AB	BC	Male	Female	18-34	35-54	55+	Urban	Sub-Urban	Rural
Weighted n=	1,579	107	366	613	101	172	221	767	812	417	510	652	643	599	316
Unweighted n=	1,579	103	438	608	134	142	154	780	799	414	561	604	659	588	313
Yes	42%	37%	50%	38%	52%	29%	47%	46%	39%	44%	41%	41%	46%	43%	34%
No	28%	33%	23%	30%	25%	39%	24%	29%	27%	28%	29%	27%	28%	27%	32%
Don't know	30%	31%	27%	32%	23%	33%	29%	25%	34%	27%	29%	32%	27%	30%	34%

Public Response to the Delay of MAID (1/2)

Q4. The federal government had been expected next month to expand eligibility for MAID to include those whose sole underlying condition is a mental disorder. Instead, on January 29th of this year, the federal government opted to delay that change for up to three years. Which of the following best reflects your own opinion on this announcement?

Base: All respondents (n=1,579)



Public Response to the Delay of MAID (2/2)

Q4. The federal government had been expected next month to expand eligibility for MAID to include those whose sole underlying condition is a mental disorder. Instead, on January 29th of this year, the federal government opted to delay that change for up to three years. Which of the following best reflects your own opinion on this announcement?

Base: All respondents

	Total Canada	ATL	QC	ON	MB/SK	AB	BC	Male	Female	18-34	35-54	55+	Urban	Sub-Urban	Rural
Weighted n=	1,579	107	366	613	101	172	221	767	812	417	510	652	643	599	316
Unweighted n=	1,579	103	438	608	134	142	154	780	799	414	561	604	659	588	313
... the government should not delay the change, since Canadians with an irremediable mental illness have the same right to a medically assisted death as those Canadians who are already eligible.	37%	35%	49%	31%	42%	26%	39%	39%	34%	35%	36%	38%	40%	36%	29%
... the government should take the time it needs to make sure things are done right. There is no rush.	47%	47%	38%	51%	44%	48%	50%	43%	51%	48%	47%	46%	43%	49%	52%
... I am opposed to the proposed changes to medical assistance in dying, therefore the longer the delay, the better.	17%	18%	12%	19%	14%	26%	11%	18%	15%	17%	17%	16%	17%	15%	19%

REPORT

Detailed Methodology



Weighted and Unweighted Sample (1/2)

The table below presents the Canadian geographic distribution of respondents before weighting.

	Unweighted	Weighted
Province	1,579	1,579
British Columbia	154	221
Alberta	142	172
Manitoba/Saskatchewan	134	101
Ontario	608	613
Quebec	438	366
Atlantic	103	107

Weighted and Unweighted Sample (2/2)

The following tables present the demographic distribution of respondents according to gender, age and language (mother tongue) for Canada.

The table below presents the Canadian geographic distribution of respondents before weighting.

	Unweighted	Weighted
Gender	1,579	1,579
Male	780	767
Female	799	812
Age	1,579	1,579
18 to 34	414	417
35 to 54	561	510
55+	604	652
Language (Mother tongue)	1,579	1,579
English	977	1,066
French	398	313
Other	199	192

Our Services

- **Leger**
Marketing research and polling
- **Customer Experience (CX)**
Strategic and operational customer experience consulting services
- **Leger Analytics (LEA)**
Data modelling and analysis
- **Leger Opinion (LEO)**
Panel management
- **Leger Communities**
Online community management
- **Leger Digital**
Digital strategy and user experience
- **International Research**
Worldwide Independent Network (WIN)

600

EMPLOYEES



185

CONSULTANTS



8

OFFICES

MONTREAL | QUEBEC CITY | TORONTO | WINNIPEG
EDMONTON | CALGARY | VANCOUVER | NEW YORK

Our Commitments to Quality



Leger is a member of the [Canadian Research Insights Council \(CRIC\)](#), the industry association for the market/survey/insights research industry.



Leger is a member of [ESOMAR](#) (European Society for Opinion and Market Research), the global association of opinion polls and marketing research professionals. As such, Leger is committed to applying the [international ICC/ESOMAR](#) code of Market, Opinion and Social Research and Data Analytics.



Leger is also a member of the [Insights Association](#), the American Association of Marketing Research Analytics.



Leger is a sponsor of [CAIP Canada](#), Canada's professional body for Certified Analytics and Insights Professionals who uphold CRIC's marketing research and public opinion research standards. CAIP Canada is globally endorsed by ESOMAR and the MRII/University of Georgia.