

**Leger**

REPORT

# Ukraine-Russia Conflict

*2 Years Later*

*Survey of Canadians*



**THE  
CANADIAN  
PRESS**

DATE 2024-02-20



# Methodology

---



## Method

Online survey among respondents 18 years of age or older.

(Canadian sample: n= 1,529).

Respondents had the option of completing the survey in English or in French and were randomly recruited using LEO's online panel.



## When

February 16 to  
February 18, 2024



## Margin of error

For comparison purposes, a probability sample of this size yields a margin of error no greater than  $\pm 2.51\%$ , (19 times out of 20) for the Canadian sample.



## Weighting

Results were weighted according to **age, gender, mother tongue, region, education and presence of children in the household** in order to ensure a representative sample of the Canadian population.

# Methodology

---



## Significant differences

Data in bold **red** characters indicate a significantly lower proportion than that of other respondents. Conversely, data in bold **green** characters indicate a significantly higher proportion than that of other respondents.



## Rounded data

The numbers presented have been rounded up. However, the numbers before rounding were used to calculate the sums presented and might therefore not correspond to the manual addition of these numbers.



## Questions

Have questions about the data presented in this report? Please contact Christian Bourque, Executive Vice-President, Eastern Canada at the following e-mail addresses: [cbourque@leger360.com](mailto:cbourque@leger360.com)

*A more detailed methodology is presented in the Appendix.*

# Methodology

Leger is the polling firm that has presented the most accurate election survey data, on average, over the last ten years in Canada. During the last federal election in 2021, Leger was once again **the most accurate firm in the country**. This accuracy is attributed to the quality of the LEO panel and rigorous application of methodological rules by Leger's 600 employees, including 200 professionals in Leger's eight offices across Canada (Montreal, Toronto, Quebec City, Winnipeg, Calgary, Edmonton and Vancouver) and in the United States (New York).

Poll aggregator 338Canada.com gave Leger the highest rating among all polling firms in Canada for the accuracy of its studies. See <https://338canada.com/pollster-ratings.htm>

## 2021 CANADIAN FEDERAL ELECTION



### LEGER SURVEY

Published in *Le Journal de Montréal*  
and *The National Post/Postmedia*  
September 18, 2021

### OFFICIAL RESULTS

2021 Canadian Federal Election\*

33%	32%	19%	7%	6%	2%
33.7%	32.6%	17.8%	7.7%	5.0%	2.3%

# Key Highlights (1/2)

---

*From February 16 to 18, 2024, we surveyed Canadians to find out their opinion and perceptions on the Russia-Ukraine war, on the second year of the ongoing conflict.*

## Some of the key highlights of our survey about the Russia-Ukraine war include...

- About a quarter of Canadians believe that the Government of Canada should increase its efforts in humanitarian aid (28%), role in diplomatic efforts to support Ukraine (27%), military training (26%), and supplying ammunition and other military supplies (25%). Since October 2023, significantly more Canadians wish for the Canadian government to boost its efforts in supplying ammunition and other military supplies (20% in October vs 25% now).
- More than a third of Canadians (38%) believe the level of financial aid that the Canadian government is providing to Ukraine should remain the same, while 31% think it should be decreased, and 16% believe it should be increased. Since October 2023, there has been a 4-point increase (12%) among Canadians who wish for the government to increase funding.
- Six out of ten Canadians (58%) believe the conflict between Ukraine and Russia has the potential to escalate into a global conflict and world war, marking a significant 16-point decrease since the last measurement in March 2022.

## Key Highlights (2/2)

---

- Nearly half of Canadians (47%) are unable to say which of the two countries will win the conflict. The other half is divided between Ukraine (28%) and Russia (25%), with a notable 5-point decrease in Canadians believing Ukraine will win (from 33% in March 2022).
- 60% of Canadians believe there is no peace in sight and the conflict could drag on for several more years, compared to a third (33%) who believe it will last another 2 years, and 7% who think it will end in the coming months.



---

REPORT

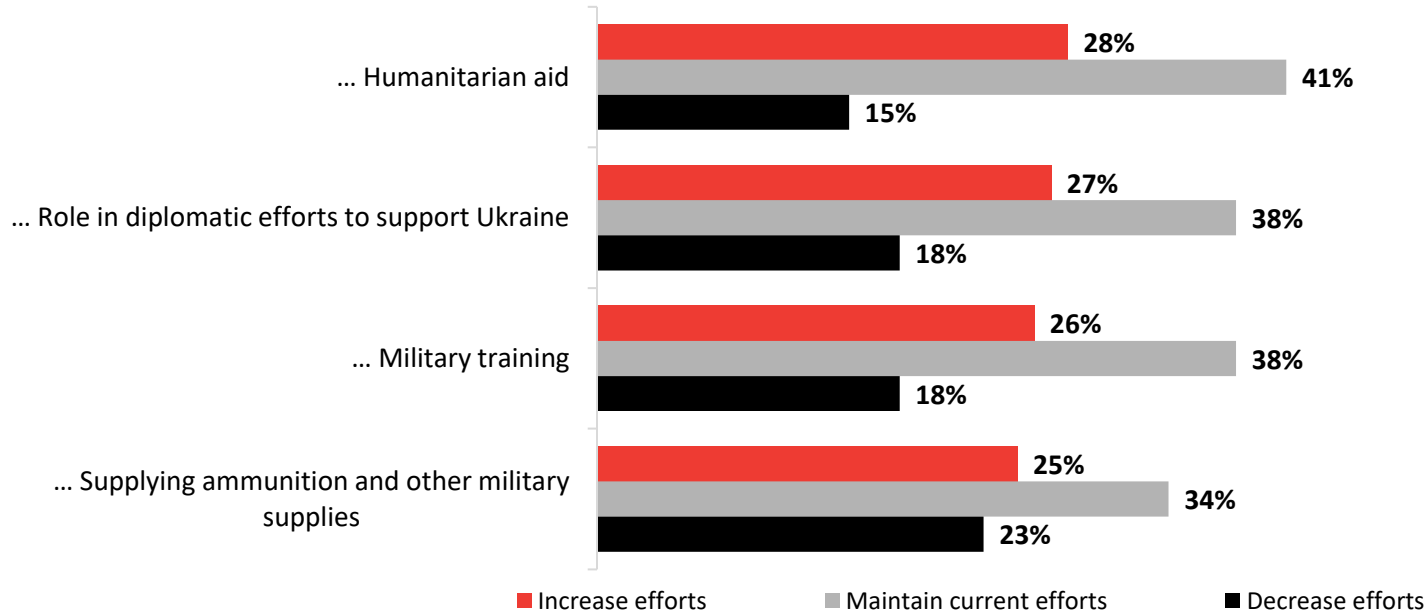
# Detailed Results



# Canada's Involvement in the Ukraine Conflict (1/2)

**Q1.** When it comes to the conflict in Ukraine, what do you feel should be the Government of Canada's involvement in the following?

Base: All respondents (n=1,529)



% I don't know/Prefer not to answer is not included in the graph.



# Canada's Involvement in the Ukraine Conflict (2/2)

**Q1.** When it comes to the conflict in Ukraine, what do you feel should be the Government of Canada's involvement in the following?

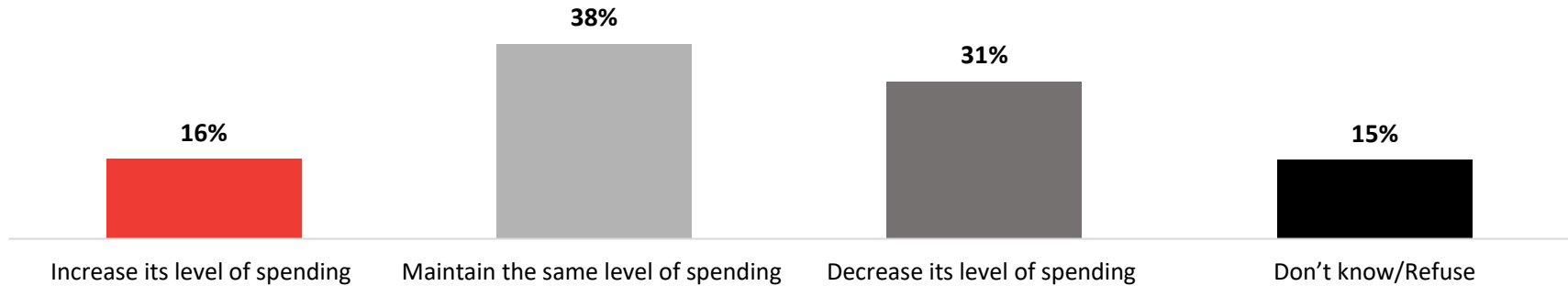
Base: All respondents

	Total Canada	ATL	QC	ON	MB/SK	AB	BC	Male	Female	18-34	35-54	55+	Total October 2023	Gap
Weighted n=	1,529	103	353	593	97	170	213	745	784	406	493	630	1,521	
Unweighted n=	1,529	102	416	600	131	129	151	778	751	372	576	581	1,521	
<b>... Humanitarian aid</b>														
Increase efforts	<b>28%</b>	21%	<b>36%</b>	27%	19%	31%	24%	29%	28%	26%	<b>24%</b>	<b>33%</b>	<b>30%</b>	-2
Maintain current efforts	<b>41%</b>	41%	42%	40%	45%	39%	40%	42%	39%	38%	38%	<b>45%</b>	<b>46%</b>	-5
Decrease efforts	<b>15%</b>	13%	<b>10%</b>	16%	11%	16%	<b>25%</b>	<b>18%</b>	<b>12%</b>	15%	<b>19%</b>	<b>12%</b>	<b>14%</b>	+1
<b>... Role in diplomatic efforts to support Ukraine</b>														
Increase efforts	<b>27%</b>	22%	29%	27%	25%	28%	24%	<b>31%</b>	<b>22%</b>	<b>20%</b>	24%	<b>33%</b>	<b>30%</b>	-3
Maintain current efforts	<b>38%</b>	33%	41%	36%	42%	40%	38%	36%	40%	<b>32%</b>	38%	<b>42%</b>	<b>40%</b>	-2
Decrease efforts	<b>18%</b>	20%	<b>14%</b>	19%	<b>8%</b>	22%	24%	<b>21%</b>	<b>16%</b>	<b>23%</b>	19%	<b>15%</b>	<b>18%</b>	-
<b>... Military training</b>														
Increase efforts	<b>26%</b>	19%	28%	24%	22%	29%	29%	<b>31%</b>	<b>20%</b>	<b>19%</b>	24%	<b>31%</b>	<b>23%</b>	+3
Maintain current efforts	<b>38%</b>	31%	42%	40%	41%	38%	<b>29%</b>	37%	40%	36%	36%	41%	<b>46%</b>	-8
Decrease efforts	<b>18%</b>	17%	15%	18%	15%	19%	<b>26%</b>	20%	16%	21%	21%	<b>15%</b>	<b>18%</b>	-
<b>... Supplying ammunition and other military supplies</b>														
Increase efforts	<b>25%</b>	<b>16%</b>	<b>34%</b>	23%	18%	22%	25%	<b>32%</b>	<b>19%</b>	21%	<b>20%</b>	<b>31%</b>	<b>20%</b>	+5
Maintain current efforts	<b>34%</b>	37%	35%	34%	43%	34%	28%	33%	35%	31%	35%	35%	<b>41%</b>	-7
Decrease efforts	<b>23%</b>	21%	<b>15%</b>	24%	17%	30%	<b>31%</b>	25%	21%	23%	<b>26%</b>	<b>20%</b>	<b>25%</b>	-2

# Canada's Financial Aid to Ukraine

**Q2.** With regard to the financial aid that the Canadian government is providing to Ukraine, do you think that Canada should...

Base: All respondents (n=1,529)

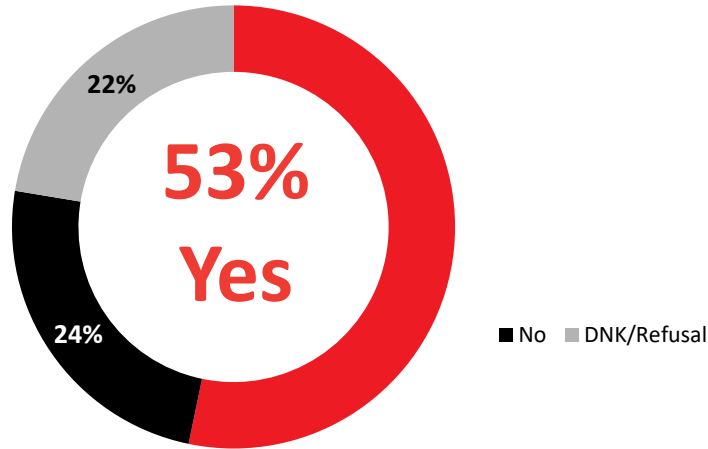


	Total Canada	ATL	QC	ON	MB/SK	AB	BC	Male	Female	18-34	35-54	55+	Total October 2023	Gap
Weighted n=	1,529	103	353	593	97	170	213	745	784	406	493	630	1,521	
Unweighted n=	1,529	102	416	600	131	129	151	778	751	372	576	581	1,521	
Increase its level of spending	16%	10%	22%	13%	13%	14%	18%	19%	12%	10%	14%	20%	12%	+4
Maintain the same level of spending	38%	36%	39%	39%	41%	40%	32%	39%	37%	37%	38%	39%	45%	-7
Decrease its level of spending	31%	34%	24%	33%	17%	34%	38%	31%	30%	34%	33%	27%	30%	+1
Don't know/Refuse	15%	20%	15%	15%	29%	12%	12%	10%	20%	19%	15%	13%	12%	+3

# Status of Ukrainian Immigrants

**Q3.** Do you believe that Ukrainians who came to Canada under the emergency visa program should be allowed to stay permanently in the country?

Base: All respondents (n=1,529)

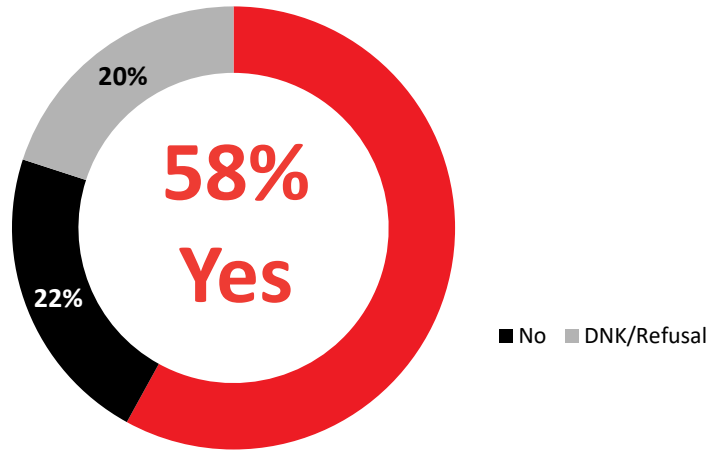


	Total Canada	ATL	QC	ON	MB/SK	AB	BC	Male	Female	18-34	35-54	55+	Total November 2023	Gap
Weighted n=	1,529	103	353	593	97	170	213	745	784	406	493	630	1,529	
Unweighted n=	1,529	102	416	600	131	129	151	778	751	372	576	581	1,529	
Yes	<b>53%</b>	48%	<b>62%</b>	<b>49%</b>	58%	53%	52%	54%	52%	52%	50%	56%	<b>54%</b>	-1
No	<b>24%</b>	30%	<b>17%</b>	27%	18%	29%	27%	<b>27%</b>	<b>22%</b>	28%	27%	<b>20%</b>	<b>23%</b>	+1
I don't know / I prefer not to answer	<b>22%</b>	22%	21%	25%	24%	18%	21%	<b>19%</b>	<b>26%</b>	19%	23%	24%	<b>22%</b>	-

# Potential To Develop Into a World War

**Q4.** Do you think the Russian invasion of Ukraine has the potential to develop into a world war?

Base: All respondents (n=1,529)

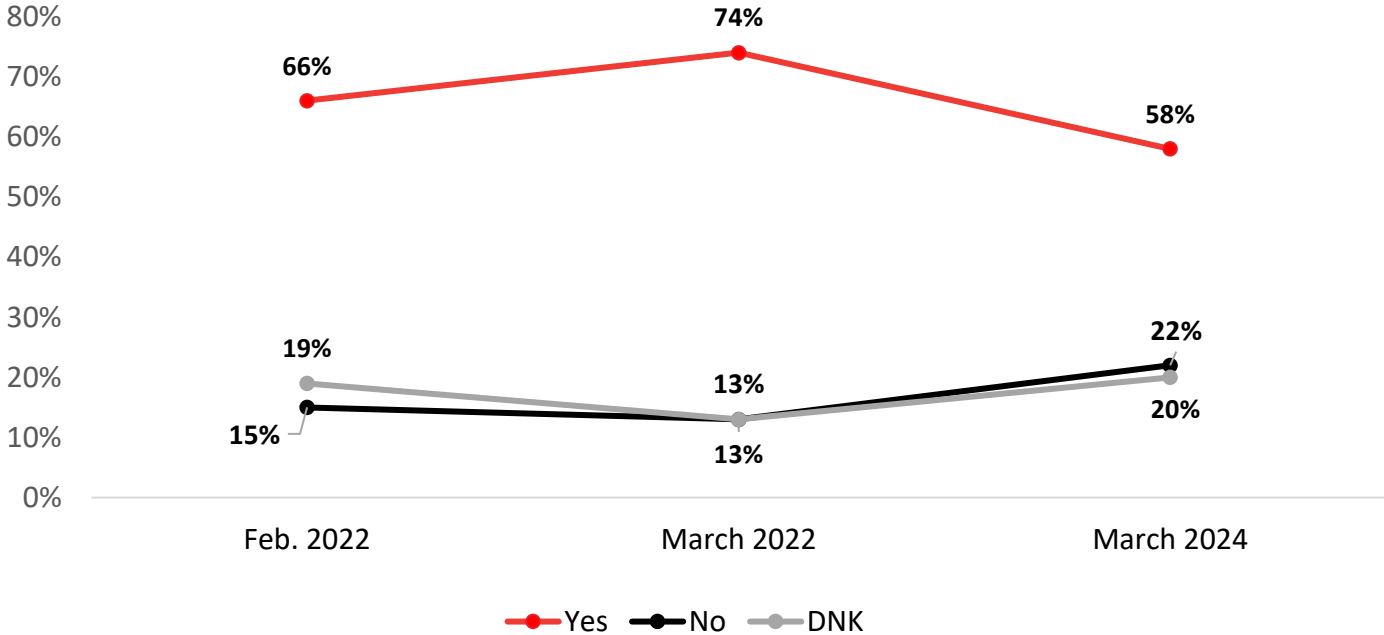


	Total Canada	ATL	QC	ON	MB/SK	AB	BC	Male	Female	18-34	35-54	55+	Total March 2022	Gap
Weighted n=	1,529	103	353	593	97	170	213	745	784	406	493	630	1,529	
Unweighted n=	1,529	102	416	600	131	129	151	778	751	372	576	581	1,529	
Yes	<b>58%</b>	56%	60%	57%	53%	59%	61%	59%	58%	57%	55%	<b>62%</b>	<b>74%</b>	-16
No	<b>22%</b>	22%	22%	21%	17%	24%	25%	<b>26%</b>	<b>18%</b>	25%	24%	<b>18%</b>	<b>13%</b>	+9
I don't know / I prefer not to answer	<b>20%</b>	22%	18%	22%	30%	16%	<b>13%</b>	<b>15%</b>	<b>25%</b>	18%	22%	20%	<b>13%</b>	+7

# Potential To Develop Into a World War – Evolution

**Q4.** Do you think the Russian invasion of Ukraine has the potential to develop into a world war?

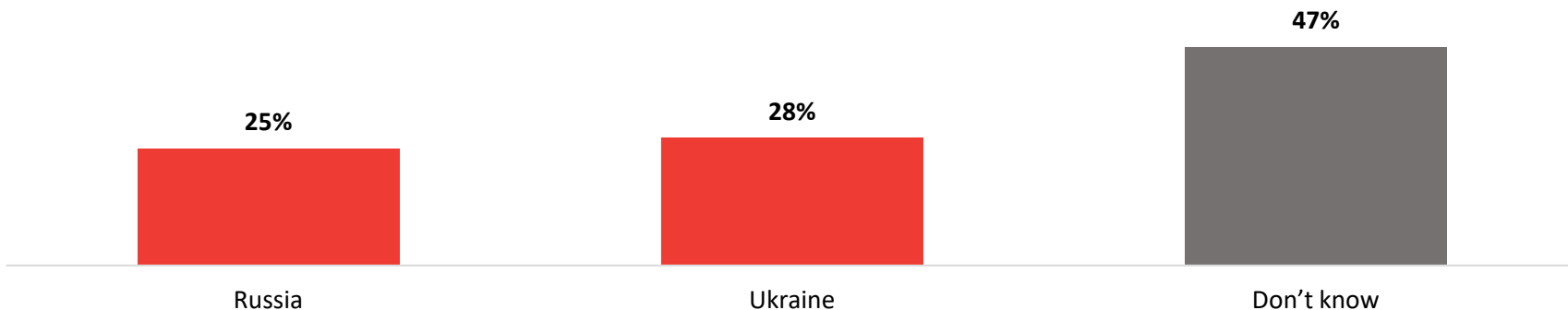
Base: All respondents



# Country That Will Win the Conflict

**Q5.** After two full years of conflict, which country do you think will win in the end?

Base: All respondents (n=1,529)



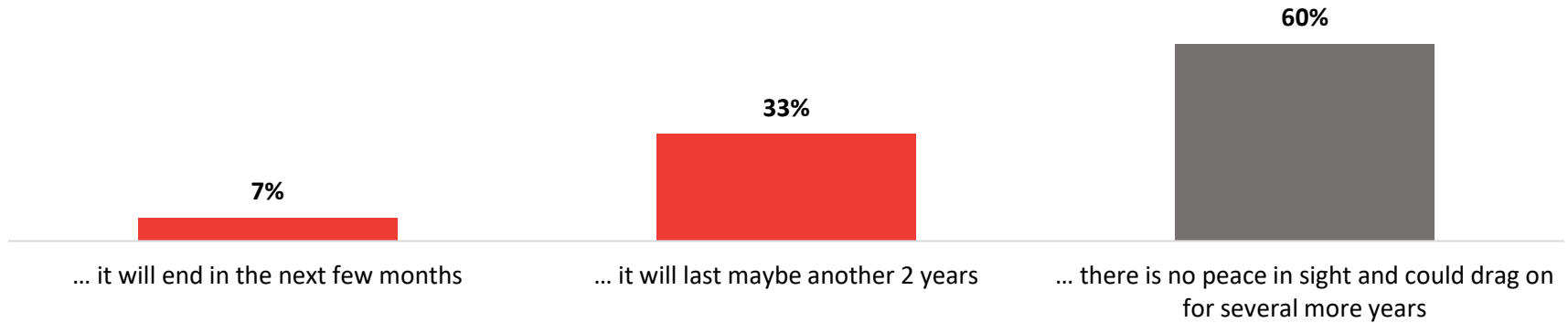
	Total Canada	ATL	QC	ON	MB/SK	AB	BC	Male	Female	18-34	35-54	55+	Total March 2022*	Gap
Weighted n=	1,529	103	353	593	97	170	213	745	784	406	493	630	1,515	
Unweighted n=	1,529	102	416	600	131	129	151	778	751	372	576	581	1,515	
Russia	<b>25%</b>	27%	<b>31%</b>	<b>20%</b>	18%	29%	29%	<b>30%</b>	<b>20%</b>	24%	<b>29%</b>	23%	<b>27%</b>	-2
Ukraine	<b>28%</b>	21%	25%	27%	<b>40%</b>	29%	29%	<b>31%</b>	<b>24%</b>	26%	25%	<b>31%</b>	<b>33%</b>	-5
Don't know	<b>47%</b>	52%	44%	<b>53%</b>	42%	42%	42%	<b>38%</b>	<b>56%</b>	50%	46%	46%	<b>41%</b>	+6

In March 2022, the question was: In the end, who do you think will win the conflict?

# Duration of the Ukraine-Russia Conflict

**Q6.** Based on the history of this conflict, do you believe ...

Base: All respondents (n=1,529)



	Total Canada	ATL	QC	ON	MB/SK	AB	BC	Male	Female	18-34	35-54	55+
Weighted n=	1,529	103	353	593	97	170	213	745	784	406	493	630
Unweighted n=	1,529	102	416	600	131	129	151	778	751	372	576	581
... it will end in the next few months	7%	5%	9%	6%	7%	9%	7%	10%	5%	7%	11%	5%
... it will last maybe another 2 years	33%	29%	34%	29%	38%	35%	36%	35%	31%	36%	32%	31%
... there is no peace in sight and could drag on for several more years	60%	67%	56%	65%	56%	56%	57%	56%	64%	57%	57%	64%



---

REPORT

# Detailed Methodology



# Weighted and Unweighted Sample (1/2)

The table below presents the Canadian geographic distribution of respondents before weighting.

	Unweighted	Weighted
<b>Province</b>	<b>1,529</b>	<b>1,529</b>
British Columbia	151	213
Alberta	129	170
Manitoba/Saskatchewan	131	97
Ontario	600	593
Quebec	416	353
Atlantic	102	103

# Weighted and Unweighted Sample (2/2)

The following tables present the demographic distribution of respondents according to gender, age and language (mother tongue) for Canada.

The table below presents the Canadian geographic distribution of respondents before weighting.

	Unweighted	Weighted
<b>Gender</b>	<b>1,529</b>	<b>1,529</b>
Male	778	745
Female	751	784
<b>Age</b>	<b>1,529</b>	<b>1,529</b>
18 to 34	372	406
35 to 54	576	493
55+	581	630
<b>Language (Mother tongue)</b>	<b>1,529</b>	<b>1,529</b>
English	980	1,052
French	365	302
Other	183	174

# Our Services

---

- **Leger**  
Marketing research and polling
- **Customer Experience (CX)**  
Strategic and operational customer experience consulting services
- **Leger Analytics (LEA)**  
Data modelling and analysis
- **Leger Opinion (LEO)**  
Panel management
- **Leger Communities**  
Online community management
- **Leger Digital**  
Digital strategy and user experience
- **International Research**  
Worldwide Independent Network (WIN)

**600**

**EMPLOYEES**



**185**

**CONSULTANTS**



**8**

**OFFICES**

MONTREAL | QUEBEC CITY | TORONTO | WINNIPEG  
EDMONTON | CALGARY | VANCOUVER | NEW YORK

# Our Commitments to Quality

---



Leger is a member of the [Canadian Research Insights Council \(CRIC\)](#), the industry association for the market/survey/insights research industry.



Leger is a member of [ESOMAR](#) (European Society for Opinion and Market Research), the global association of opinion polls and marketing research professionals. As such, Leger is committed to applying the [international ICC/ESOMAR](#) code of Market, Opinion and Social Research and Data Analytics.



Leger is also a member of the [Insights Association](#), the American Association of Marketing Research Analytics.



Leger is a sponsor of [CAIP Canada](#), Canada's professional body for Certified Analytics and Insights Professionals who uphold CRIC's marketing research and public opinion research standards. CAIP Canada is globally endorsed by ESOMAR and the MRII/University of Georgia.