



Leger

REPORT

Sexual Orientation and Gender Identity in Canada

Survey of Canadians



THE
CANADIAN
PRESS

DATE 2023-10-11

Methodology



Method

Online survey among respondents 18 years of age or older.

(Canadian sample: n= 1,518).

Respondents had the option of completing the survey in English or in French and were randomly recruited using LEO's online panel.



When

October 6th to October 9th, 2023



Margin of error

For comparison purposes, a probability sample of this size yields a margin of error no greater than $\pm 2.52\%$, (19 times out of 20) for the Canadian sample.



Weighting

Results were weighted according to **age, gender, mother tongue, region, education and presence of children in the household** in order to ensure a representative sample of the Canadian population.

Methodology



Significant differences

Data in bold **red** characters indicate a significantly lower proportion than that of other respondents. Conversely, data in bold **green** characters indicate a significantly higher proportion than that of other respondents.



Rounded data

The numbers presented have been rounded up. However, the numbers before rounding were used to calculate the sums presented and might therefore not correspond to the manual addition of these numbers.



Questions

Have questions about the data presented in this report? Please contact Christian Bourque, Executive Vice-President, Eastern Canada at the following e-mail addresses: cbourque@leger360.com

A more detailed methodology is presented in the Appendix.

Methodology

Leger is the polling firm that has presented the most accurate election survey data, on average, over the last ten years in Canada. During the last federal election in 2021, Leger was once again **the most accurate firm in the country**. This accuracy is attributed to the quality of the LEO panel and rigorous application of methodological rules by Leger's 600 employees, including 200 professionals in Leger's eight offices across Canada (Montreal, Toronto, Quebec City, Winnipeg, Calgary, Edmonton and Vancouver) and in the United States (New York).

Poll aggregator 338Canada.com gave Leger the highest rating among all polling firms in Canada for the accuracy of its studies. See <https://338canada.com/pollster-ratings.htm>

2021 CANADIAN FEDERAL ELECTION



LEGER SURVEY

Published in *Le Journal de Montréal*
and *The National Post/Postmedia*
September 18, 2021

33%	32%	19%	7%	6%	2%
33.7%	32.6%	17.8%	7.7%	5.0%	2.3%

OFFICIAL RESULTS

2021 Canadian Federal Election*

Key highlights (1 of 2)

Discussions about sexual orientation and gender identity in schools are currently a topic of debate in Canada, with some parents feeling that these topics have no place in schools. From October 6 to 9, 2023, we surveyed Canadians to find out about their opinions and concerns regarding discussions of sexual orientation and gender identity in Canadian schools.

Some of the key highlights of our survey about sexual orientation and gender identity in Canada include...

- 65% of respondents are aware of the ongoing discussion around sexual orientation and gender identity in Canadian schools. Those from British Columbia (73%) and Ontario (72%), as well as parents with children under 18 years old (73%), are more likely to be familiar with the situation.
- Canadians' opinions on whether sexual orientation and gender identity should be discussed in school is divided; 54% believe they are important topics to be discussed in class, and 46% believe the opposite.
- 48% of Canadians think that sexual orientation should be discussed in classrooms, and 42% of Canadians believe the same about gender identity. These two topics are not considered as appropriate for children as others, such as alcohol and drugs (82%), racism (80%), climate change (78%), and truth and reconciliation (74%).



Key highlights (2 of 2)

Most Canadians believe that parents should be kept informed

- 63% of Canadians believe schools should inform parents if their child expresses the desire to change gender or gender pronouns to school officials, and 45% think that schools should do so even if the child does not feel safe informing their parents of their desire to change gender or pronouns.
- Half of Canadians (51%) think that schools should share materials for lessons on sexual orientation, gender identity, or any other sensitive topics with parents ahead of time. This proportion is higher among parents (58%).
- Around half of Canadians (46%) would support the using the notwithstanding clause to ensure that schools inform parents if their child wishes to be identified by a different gender or pronoun. This proportion is higher among parents (59%).
- The use of the notwithstanding clause to ban discussion about sexual orientation and gender identity received less support from Canadians (37%). Parents are more likely to support using the notwithstanding clause for this purpose (47%).



REPORT

Detailed Results

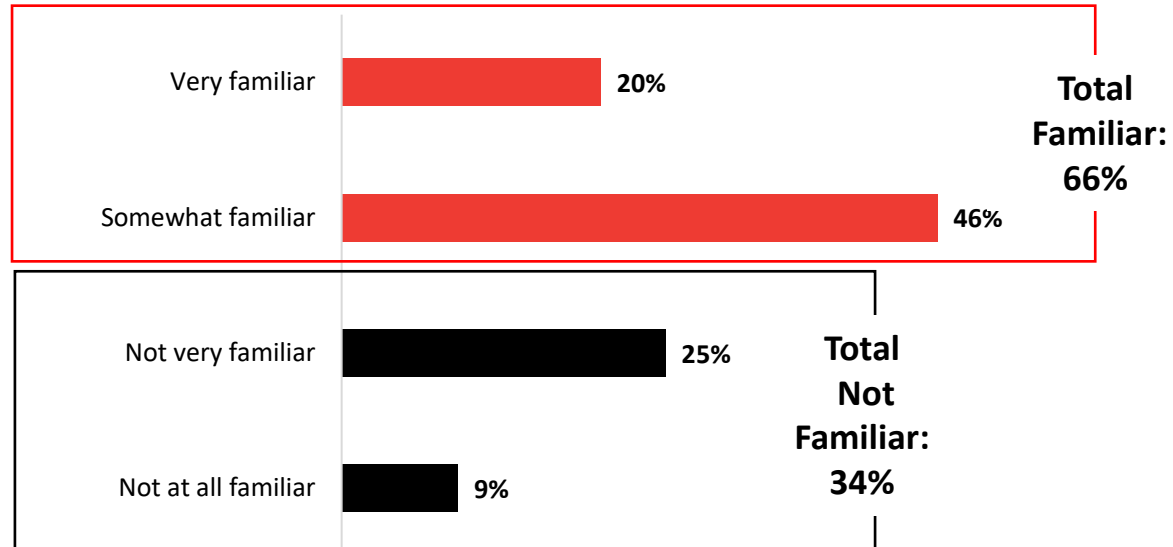


NEW QUESTION

Awareness of SOGI Topics in Schools (1/2)

Q1. As you may know, schools in Canada are talking about including discussion in classes around topics relating to Sexual Orientation and Gender Identity (SOGI). Some people have found this topic to be very controversial and there have been demonstrations opposed to it across the country, while others have demonstrated in support of including these topics in the school curriculum. How familiar would you say you are with those issues?

Base: All respondents (n=1,518)



NEW QUESTION

Awareness of SOGI Topics in Schools (2/2)

Q1. As you may know, schools in Canada are talking about including discussion in classes around topics relating to Sexual Orientation and Gender Identity (SOGI). Some people have found this topic to be very controversial and there have been demonstrations opposed to it across the country, while others have demonstrated in support of including these topics in the school curriculum. How familiar would you say you are with those issues?

Base: All respondents

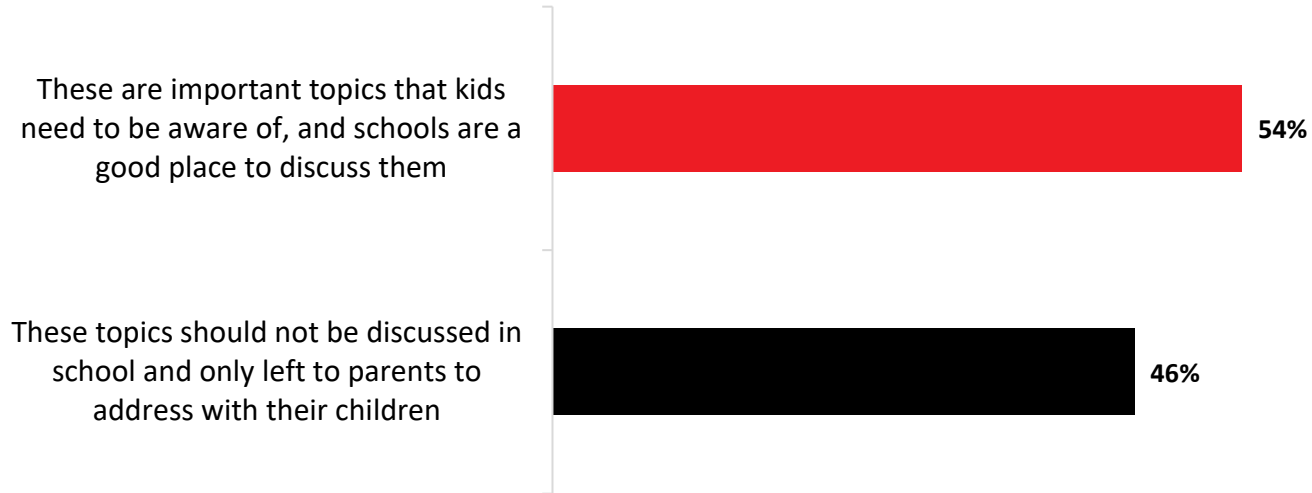
	Total Canada												Parents of children under 18		Age of the children	
		ATL	QC	ON	MB/SK	AB	BC	18-34	35-54	55+	Male	Female	Yes	No	Under 12	12 or older
Weighted n=	1,518	102	350	588	98	169	211	405	488	625	740	778	402	1,105	268	188
Unweighted n=	1,518	100	414	601	125	124	154	358	542	618	716	802	442	1,064	298	212
TOTAL FAMILIAR	66%	56%	57%	70%	70%	62%	73%	68%	68%	63%	67%	64%	72%	64%	67%	76%
Very familiar	20%	14%	15%	24%	19%	14%	23%	20%	23%	17%	21%	18%	24%	18%	20%	30%
Somewhat familiar	46%	42%	42%	47%	51%	48%	50%	47%	45%	46%	46%	46%	48%	45%	47%	46%
TOTAL NOT FAMILIAR	34%	44%	43%	30%	30%	38%	27%	32%	32%	37%	33%	36%	28%	36%	33%	24%
Not very familiar	25%	28%	34%	21%	22%	30%	20%	23%	23%	29%	25%	26%	22%	27%	25%	18%
Not at all familiar	9%	16%	9%	9%	8%	8%	7%	9%	10%	8%	8%	10%	7%	10%	8%	6%

NEW QUESTION

Importance of Discussing Those Topics in Schools (1/2)

Q2. Which of the following best describes your position when it comes to teaching about Sexual Orientation and Gender Identity in schools?

Base: All respondents (n=1,518)



NEW QUESTION

Importance of Discussing Those Topics in Schools (2/2)

Q2. Which of the following best describes your position when it comes to teaching about Sexual Orientation and Gender Identity in schools?

Base: All respondents

	Total Canada	ATL	QC	ON	MB/SK	AB	BC	18-34	35-54	55+	Male	Female	Parents of children under 18		Age of the children	
													Yes	No	Under 12	12 or older
Weighted n=	1,518	102	350	588	98	169	211	405	488	625	740	778	402	1,105	268	188
Unweighted n=	1,518	100	414	601	125	124	154	358	542	618	716	802	442	1,064	298	212
These are important topics that kids need to be aware of, and schools are a good place to discuss them	54%	52%	57%	55%	47%	54%	51%	57%	52%	54%	54%	55%	52%	55%	50%	52%
These topics should not be discussed in school and only left to parents to address with their children	46%	48%	43%	45%	53%	46%	49%	43%	48%	46%	46%	45%	48%	45%	50%	48%

NEW QUESTION

Views on Notifying Parents of Changes (1/2)

Q3. One of the more controversial discussions is around what the schools should do if a child wants to change their gender or gender pronoun. With this in mind, which statement best represents your views?

Base: All respondents (n=1,518)

When a student in a school tells a teacher (or another school official) that they want to change their gender or have new gender pronouns, schools should have to let the child's parents know to ensure they are aware of what's happening

63%

When a student in a school tells a teacher (or another school official) that they want to change their gender or have new gender pronouns, schools should not have to let the child's parents know

22%

I don't know

15%

NEW QUESTION

Views on Notifying Parents of Changes (2/2)

Q3. One of the more controversial discussions is around what the schools should do if a child wants to change their gender or gender pronoun. With this in mind, which statement best represents your views?

Base: All respondents

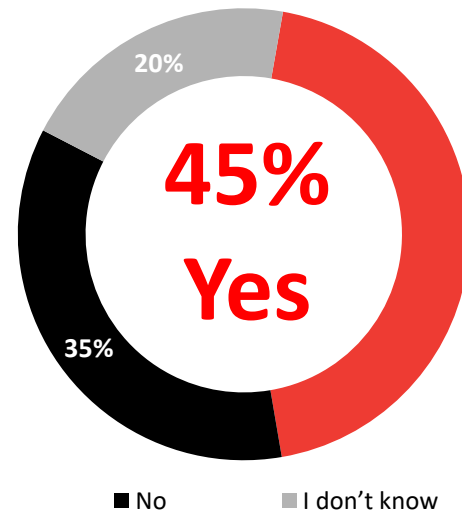
	Total Canada												Parents of children under 18		Age of the children	
		ATL	QC	ON	MB/SK	AB	BC	18-34	35-54	55+	Male	Female	Yes	No	Under 12	12 or older
Weighted n=	1,518	102	350	588	98	169	211	405	488	625	740	778	402	1,105	268	188
Unweighted n=	1,518	100	414	601	125	124	154	358	542	618	716	802	442	1,064	298	212
When a student in a school tells a teacher (or another school official) that they want to change their gender or have new gender pronouns, schools should have to let the child's parents know to ensure they are aware of what's happening	63%	61%	65%	63%	61%	54%	69%	53%	62%	70%	65%	61%	65%	62%	64%	65%
When a student in a school tells a teacher (or another school official) that they want to change their gender or have new gender pronouns, schools should not have to let the child's parents know	22%	23%	19%	21%	26%	29%	21%	31%	23%	15%	22%	22%	24%	21%	24%	25%
Don't know	15%	15%	17%	16%	13%	18%	11%	16%	15%	15%	13%	17%	11%	16%	12%	11%

NEW QUESTION

Views on Notifying Parents if the Child Does Not Feel Safe

Q3B. When a child is using a different gender pronoun or name at school and tells their teacher they don't feel safe informing their parents, should teachers be obliged to notify their parents?

Base: All respondents (n=1,518)



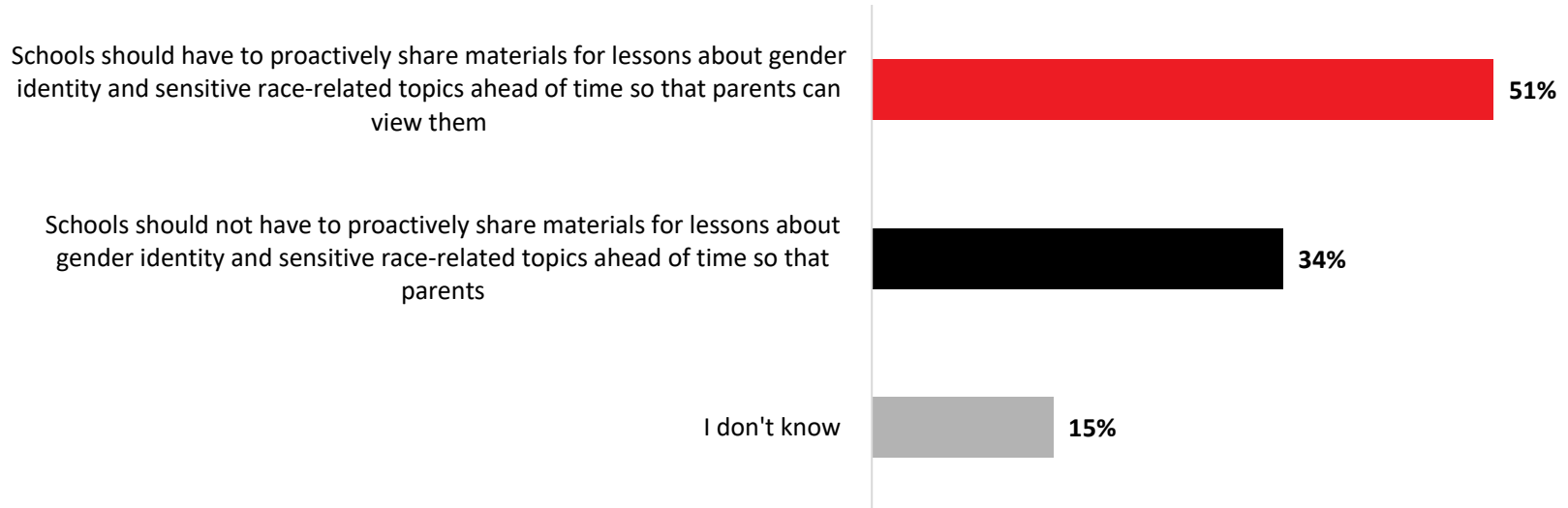
	Total Canada												Parents of children under 18		Age of the children	
		ATL	QC	ON	MB/SK	AB	BC	18-34	35-54	55+	Male	Female	Yes	No	Under 12	12 or older
Weighted n=	1,518	102	350	588	98	169	211	405	488	625	740	778	402	1,105	268	188
Unweighted n=	1,518	100	414	601	125	124	154	358	542	618	716	802	442	1,064	298	212
Yes	45%	47%	46%	45%	42%	42%	44%	40%	47%	45%	51%	39%	53%	41%	55%	51%
No	35%	34%	34%	34%	42%	39%	35%	44%	32%	32%	31%	39%	32%	37%	29%	35%
I don't know	20%	20%	20%	21%	16%	19%	21%	16%	21%	23%	18%	22%	15%	22%	16%	14%

NEW QUESTION

Notifying Parents Before Discussing Some Topics in School (1/2)

Q4. When it comes to classroom materials for sensitive topics in schools, which statement best represents your views?

Base: All respondents (n=1,518)



NEW QUESTION

Notifying Parents Before Discussing Some Topics in School (2/2)

Q4. When it comes to classroom materials for sensitive topics in schools, which statement best represents your views?

Base: All respondents

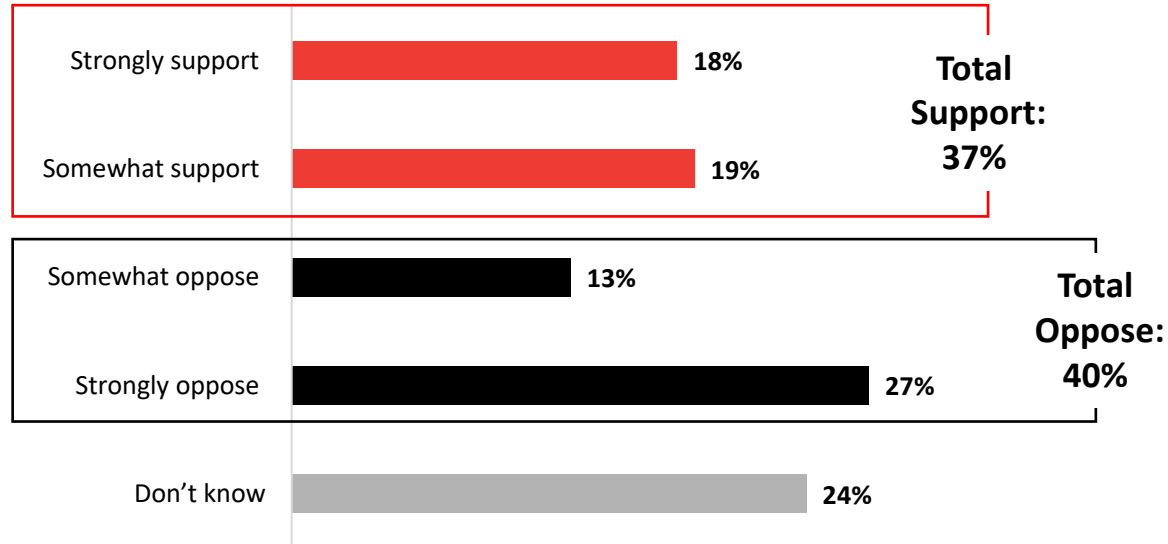
	Total Canada												Parents of children under 18		Age of the children	
		ATL	QC	ON	MB/SK	AB	BC	18-34	35-54	55+	Male	Female	Yes	No	Under 12	12 or older
Weighted n=	1,518	102	350	588	98	169	211	405	488	625	740	778	402	1,105	268	188
Unweighted n=	1,518	100	414	601	125	124	154	358	542	618	716	802	442	1,064	298	212
Schools should have to proactively share materials for lessons about gender identity and sensitive race-related topics ahead of time so that parents can view them	51%	50%	53%	50%	62%	45%	54%	47%	51%	54%	52%	50%	58%	49%	59%	56%
Schools should not have to proactively share materials for lessons about gender identity and sensitive race-related topics ahead of time so that parents	34%	35%	35%	34%	31%	36%	31%	36%	37%	30%	35%	32%	33%	34%	31%	37%
Don't know	15%	15%	12%	16%	7%	19%	16%	17%	12%	16%	13%	17%	10%	17%	10%	7%

NEW QUESTION

Support for the Use of the Notwithstanding Clause to Ban Discussions About SOGI (1/2)

Q5. How much would you support or oppose your province using the “notwithstanding clause” in the Constitution to ban discussions about sexual orientation and gender identity in schools in your province?

Base: All respondents (n=1,518)



NEW QUESTION

Support for the Use of the Notwithstanding Clause to Ban Discussions About SOGI (2/2)

Q5. How much would you support or oppose your province using the “notwithstanding clause” in the Constitution to ban discussions about sexual orientation and gender identity in schools in your province?

Base: All respondents

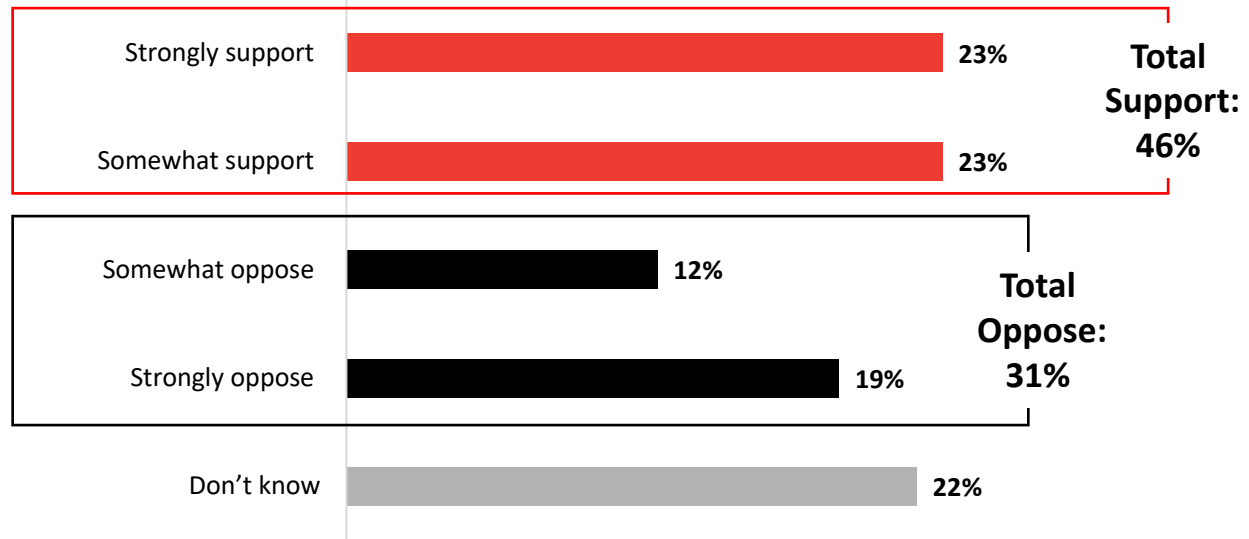
	Total Canada												Parents of children under 18		Age of the children	
		ATL	QC	ON	MB/SK	AB	BC	18-34	35-54	55+	Male	Female	Yes	No	Under 12	12 or older
Weighted n=	1,518	102	350	588	98	169	211	405	488	625	740	778	402	1,105	268	188
Unweighted n=	1,518	100	414	601	125	124	154	358	542	618	716	802	442	1,064	298	212
TOTAL SUPPORT	37%	38%	34%	36%	40%	37%	39%	42%	37%	32%	45%	28%	47%	33%	46%	50%
Strongly support	18%	18%	13%	20%	17%	19%	19%	17%	20%	17%	22%	14%	22%	17%	21%	22%
Somewhat support	19%	20%	21%	16%	23%	18%	20%	26%	17%	15%	23%	14%	26%	16%	25%	28%
TOTAL OPPOSE	40%	36%	44%	39%	39%	42%	35%	35%	37%	45%	38%	42%	32%	42%	33%	28%
Somewhat oppose	13%	10%	17%	13%	13%	13%	8%	13%	11%	14%	13%	13%	10%	14%	11%	6%
Strongly oppose	27%	26%	26%	26%	26%	29%	27%	21%	27%	30%	24%	29%	22%	28%	22%	22%
Don't Know	24%	26%	22%	25%	20%	21%	26%	23%	26%	23%	17%	30%	21%	25%	21%	21%

NEW QUESTION

Support for the Use of the Notwithstanding Clause to Inform Parents of any Changes (1/2)

Q6. How much would you support or oppose your province using the “notwithstanding clause” in the Constitution to ensure schools must inform parents if their child wishes to be identified by a different gender or have their gender pronoun changed?

Base: All respondents (n=1,518)



NEW QUESTION

Support for the Use of the Notwithstanding Clause to Inform Parents of any Changes (2/2)

Q6. How much would you support or oppose your province using the “notwithstanding clause” in the Constitution to ensure schools must inform parents if their child wishes to be identified by a different gender or have their gender pronoun changed?

Base: All respondents

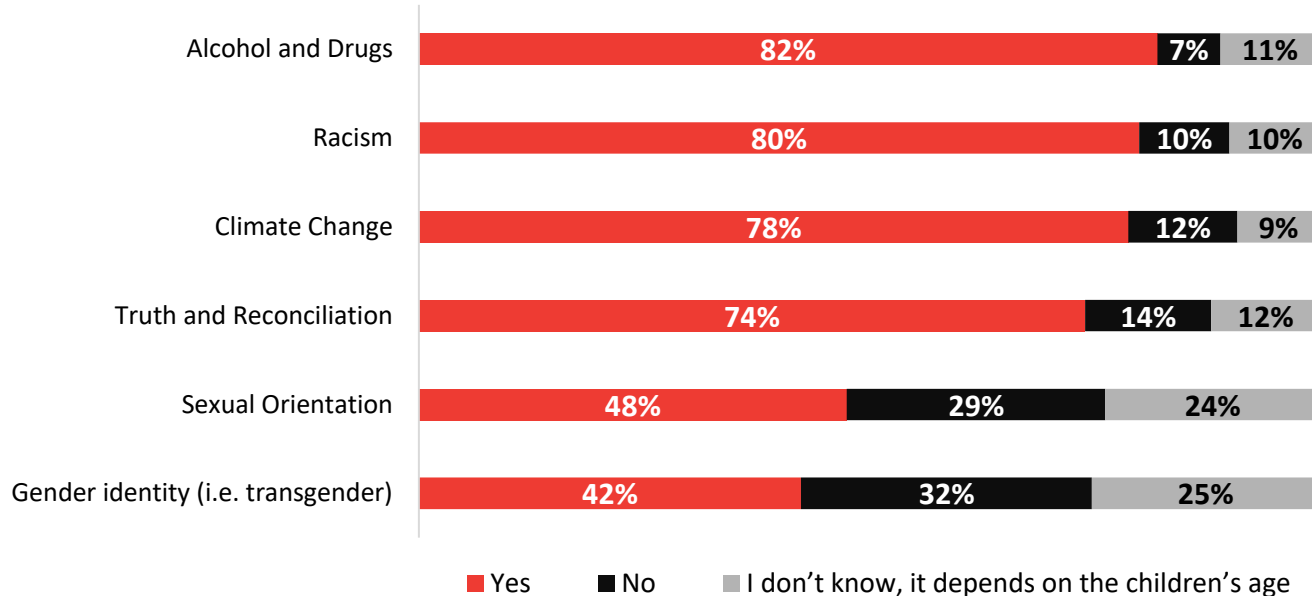
	Total Canada												Parents of children under 18		Age of the children	
		ATL	QC	ON	MB/SK	AB	BC	18-34	35-54	55+	Male	Female	Yes	No	Under 12	12 or older
Weighted n=	1,518	102	350	588	98	169	211	405	488	625	740	778	402	1,105	268	188
Unweighted n=	1,518	100	414	601	125	124	154	358	542	618	716	802	442	1,064	298	212
TOTAL SUPPORT	46%	46%	46%	47%	45%	41%	51%	46%	47%	46%	53%	40%	59%	42%	61%	57%
Strongly support	23%	19%	18%	27%	21%	20%	26%	21%	24%	23%	27%	19%	29%	21%	30%	27%
Somewhat support	23%	28%	28%	20%	24%	20%	25%	25%	23%	23%	26%	21%	30%	21%	31%	30%
TOTAL OPPOSE	31%	26%	32%	31%	33%	36%	31%	30%	28%	35%	30%	32%	24%	34%	22%	23%
Somewhat oppose	12%	5%	16%	10%	12%	12%	15%	14%	9%	13%	11%	13%	9%	13%	10%	7%
Strongly oppose	19%	21%	16%	21%	21%	24%	15%	16%	18%	22%	19%	20%	14%	21%	12%	17%
Don't Know	22%	27%	22%	23%	21%	24%	18%	24%	25%	19%	17%	27%	18%	24%	17%	20%

NEW QUESTION

Topics that Should be discussed in Classrooms (1/2)

Q8. Do you think the following current issues should be discussed in classrooms across the country?

Base: All respondents



NEW QUESTION

Topics that Should be discussed in Classrooms (2/2)

Q8. Do you think the following current issues should be discussed in classrooms across the country?

Base: All respondents

% Yes Presented	Total Canada												Parents of children under 18		Age of the children	
		ATL	QC	ON	MB/SK	AB	BC	18-34	35-54	55+	Male	Female	Yes	No	Under 12	12 or older
Weighted n=	1,518	102	350	588	98	169	211	405	488	625	740	778	402	1,105	268	188
Unweighted n=	1,518	100	414	601	125	124	154	358	542	618	716	802	442	1,064	298	212
Alcohol and Drugs	82%	82%	86%	82%	81%	84%	74%	76%	85%	84%	81%	83%	81%	83%	82%	81%
Racism	80%	87%	86%	78%	85%	73%	77%	79%	79%	82%	79%	82%	77%	81%	77%	78%
Climate Change	78%	80%	83%	78%	76%	72%	77%	82%	74%	80%	76%	81%	78%	78%	79%	78%
Truth and Reconciliation	74%	81%	79%	73%	77%	68%	69%	74%	74%	73%	71%	76%	76%	73%	76%	73%
Sexual Orientation	48%	42%	57%	47%	41%	49%	38%	49%	50%	45%	49%	47%	46%	48%	45%	46%
Gender identity (i.e. transgender)	42%	35%	47%	44%	41%	42%	35%	45%	44%	39%	42%	43%	40%	43%	41%	39%

REPORT

Detailed Methodology



Weighted and Unweighted Sample (1/2)

The table below presents the Canadian geographic distribution of respondents before weighting.

	Unweighted	Weighted
Province	1,518	1,518
British Columbia	154	211
Alberta	124	169
Manitoba/Saskatchewan	125	98
Ontario	601	588
Quebec	414	350
Atlantic	10	102

Weighted and Unweighted Sample (2/2)

The following tables present the demographic distribution of respondents according to gender, age and language (mother tongue) for Canada.

The table below presents the Canadian geographic distribution of respondents before weighting.

	Unweighted	Weighted
Gender	1,518	1,518
Male	716	740
Female	802	778
Age	1,518	1,518
18 to 34	358	405
35 to 54	542	488
55+	618	625
Language (Mother tongue)	1,518	1,518
English	932	1,008
French	373	299
Other	211	209

Our Services

- **Leger**
Marketing research and polling
- **Customer Experience (CX)**
Strategic and operational customer experience consulting services
- **Leger Analytics (LEA)**
Data modelling and analysis
- **Leger Opinion (LEO)**
Panel management
- **Leger Communities**
Online community management
- **Leger Digital**
Digital strategy and user experience
- **International Research**
Worldwide Independent Network (WIN)

600

EMPLOYEES



185

CONSULTANTS



8

OFFICES

MONTREAL | QUEBEC CITY | TORONTO | WINNIPEG
EDMONTON | CALGARY | VANCOUVER | NEW YORK

Our Commitments to Quality



Leger is a member of the [Canadian Research Insights Council \(CRIC\)](#), the industry association for the market/survey/insights research industry.



Leger is a member of [ESOMAR](#) (European Society for Opinion and Market Research), the global association of opinion polls and marketing research professionals. As such, Leger is committed to applying the [international ICC/ESOMAR](#) code of Market, Opinion and Social Research and Data Analytics.



Leger is also a member of the [Insights Association](#), the American Association of Marketing Research Analytics.



Leger is a sponsor of [CAIP Canada](#), Canada's professional body for Certified Analytics and Insights Professionals who uphold CRIC's marketing research and public opinion research standards. CAIP Canada is globally endorsed by ESOMAR and the MRII/University of Georgia.