

The Leger logo is positioned in the top left corner of the white circular area. It features the word "Leger" in a black, sans-serif font, with a red leaf-like graphic element integrated into the letter "e".

REPORT

Canada's Climate Change Policy: Net-Zero 2050

Survey of Canadians

NATIONAL  POST

DATE 2023-09-20



Methodology



Method

Online survey among respondents 18 years of age or older.

(Canadian sample: n= 1,564).

Respondents had the option of completing the survey in English or in French and were randomly recruited using LEO's online panel.



When

September 15th to September 17th, 2023



Margin of error

For comparison purposes, a probability sample of this size yields a margin of error no greater than $\pm 2.5\%$, (19 times out of 20) for the Canadian sample.



Weighting

Results were weighted according to **age, gender, mother tongue, region, education and presence of children in the household** in order to ensure a representative sample of the Canadian population.

Methodology



Significant differences

Data in bold **green** characters indicate a significantly higher proportion than that of other respondents within the same demographic.



Rounded data

The numbers presented have been rounded up. However, the numbers before rounding were used to calculate the sums presented and might therefore not correspond to the manual addition of these numbers.



Questions

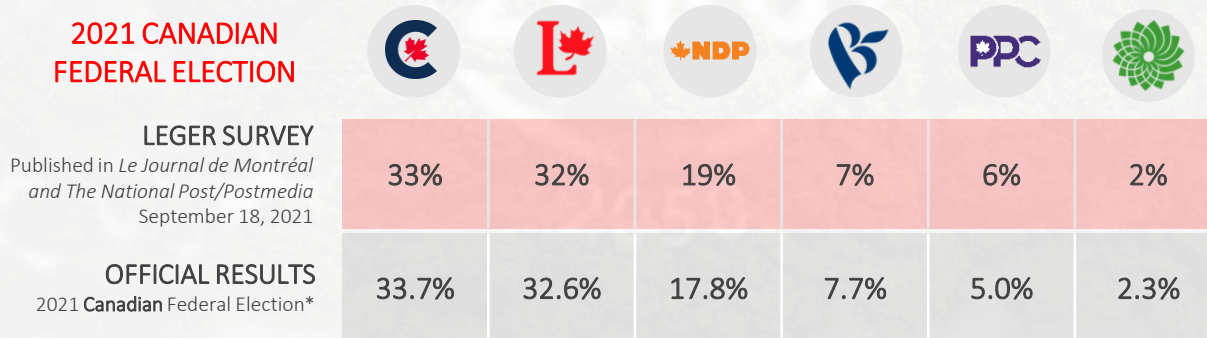
Have questions about the data presented in this report? Please contact Andrew Enns, Executive Vice-President, Central Canada at the following e-mail address: aenns@leger360.com

A more detailed methodology is presented in the Appendix.

Methodology

Leger is the polling firm that has presented the most accurate election survey data, on average, over the last ten years in Canada. During the last federal election in 2021, Leger was once again **the most accurate firm in the country**. This accuracy is attributed to the quality of the LEO panel and rigorous application of methodological rules by Leger's 600 employees, including 200 professionals in Leger's eight offices across Canada (Montreal, Toronto, Quebec City, Winnipeg, Calgary, Edmonton and Vancouver) and in the United States (New York).

Poll aggregator 338Canada.com gave Leger the highest rating among all polling firms in Canada for the accuracy of its studies. See <https://338canada.com/pollster-ratings.htm>



Key highlights (1 of 2)

In April of this year, the federal government increased the carbon tax by 30%. It is now \$65 per tonne, up the original rate of \$20 per tonne first introduced in 2019.

The current federal government plan is to increase the carbon tax another \$15 per tonne every year until it reaches \$170 per tonne in 2030.

The federal government maintains the annual carbon tax increases are necessary to change Canadians' behaviour to reduce Canada's carbon emissions and the current rebate offsets the increased costs.

From September 15 to 17, 2023, we surveyed Canadians about their opinions on the carbon tax and their perceptions on how realistic the federal government's plans to be net-zero by the year 2050.

Some of the key highlights of our survey about Canada's Climate Change Policy pace include...

Canadians appear to be reaching their limit in terms of what they are willing to pay to help meet a net-zero carbon emission policy.

- Given that Canadians have been dealing with the rising costs of living, 18% believe the federal government should reduce the level of carbon tax from the current \$65/tonne and 37% feel they should eliminate the tax altogether. Quebecers are more likely to feel the carbon tax should continue to rise or to be kept at the current level.
- A majority (68%) of Canadians are unwilling to pay more in taxes for gasoline (up to 40 cents/litre by 2030) to aid in Canada's climate net-zero policies. Support for higher gasoline prices is highest among Quebecers, but just at 24%.



Key highlights (2 of 2)



Because of the carbon tax, some Canadians have adjusted their behaviour, but not the majority.

- Three-in-ten have travelled less (31%), driven less (30%), and kept their homes cooler in the winter (27%) because of the carbon tax. Behavioral changes are more likely to have occurred among those willing to pay more for gasoline to support Canada's net-zero policy. Regionally, Prairie residents are least likely to have made changes in their travel or driving habits.

Familiarity and practicality of Net-Zero 2050 Policy.

- Half (52%) are aware of the Canadian Government's Net-Zero 2050 Policy.
- However, only 15% feel it's realistic for Canada to be a net-zero carbon emitter in 27 years and 37% believe the deadline for being net-zero is moving too fast (although 35% think it's going too slowly, a view particularly strong among Quebecers).
- Canadians are fairly positive that Canada can eliminate natural gas appliances and require them all to be electric within 15 years (43% think it can be done) but are more skeptical around actions such as banning natural gas for home heating by 2040 (34% this is realistic), prohibiting the sale of new gas-powered vehicles by 2035 (32%), and/or limiting the operation of gas-powered vehicles in certain areas or times of day (29%) is realistic. Across the country, Quebecers are more convinced most of these actions can be accomplished.
- Just 19% of Canadians feel it's realistic for virtually all of Canada's electricity generation to be converted to non-carbon emitting sources by the year 2035.



REPORT

Detailed Results



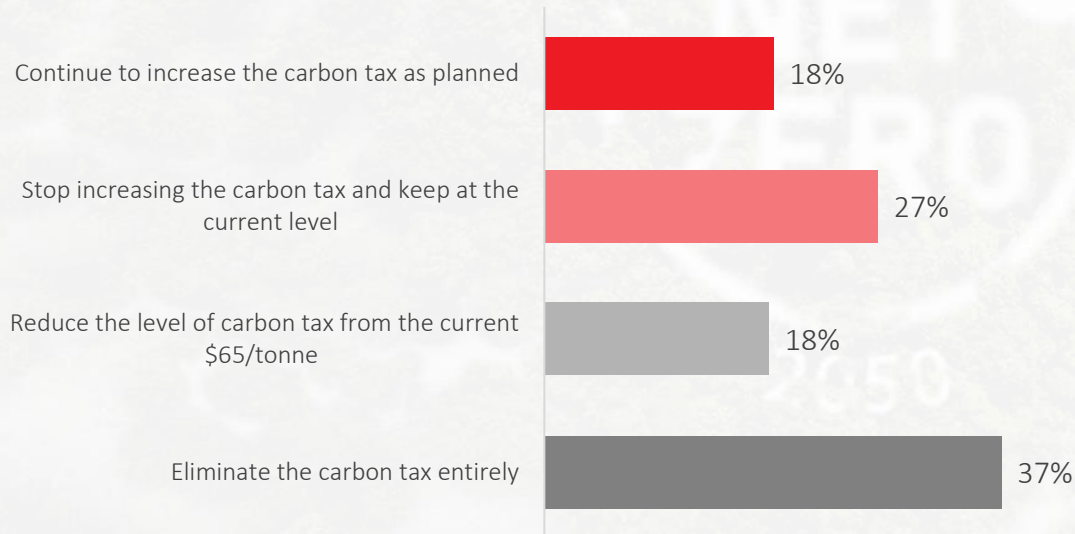
NEW QUESTION

Views on Carbon Tax (1/2)

Canadians believe the government should eliminate the carbon tax entirely, or at least stop increasing it and keep it at the current level, rather than increase it or reduce it. Less than 2 in 10 Canadians want the government to continue with its current carbon tax approach.

Q1. *Given that Canadians have been dealing with the rising costs of living, do you think the Federal government should...*

Base: All respondents (n=1,564)



NEW QUESTION

Views on Carbon Tax (2/2) – Demographic breakdowns

Q1. Given that Canadians have been dealing with the rising costs of living, do you think the Federal government should....

Base: All respondents (n=1,564)

	Total Canada	BC	AB	MB/SK	ON	QC	ATL	Male	Female	18-34	35-54	55+
<i>Weighted n=</i>	1,564	214	174	101	608	362	106	760	804	413	505	646
<i>Unweighted n=</i>	1,564	162	135	127	605	435	100	743	821	393	529	642
Continue to increase the carbon tax as planned	18%	14%	17%	14%	19%	23%	13%	20%	17%	20%	17%	18%
Stop increasing the carbon tax and keep at the current level	27%	26%	26%	25%	25%	32%	22%	24%	30%	34%	27%	22%
Reduce the level of carbon tax from the current \$65/tonne	18%	21%	10%	13%	17%	24%	17%	15%	21%	23%	18%	15%
Eliminate the carbon tax entirely	37%	39%	47%	47%	38%	22%	48%	40%	33%	23%	37%	45%

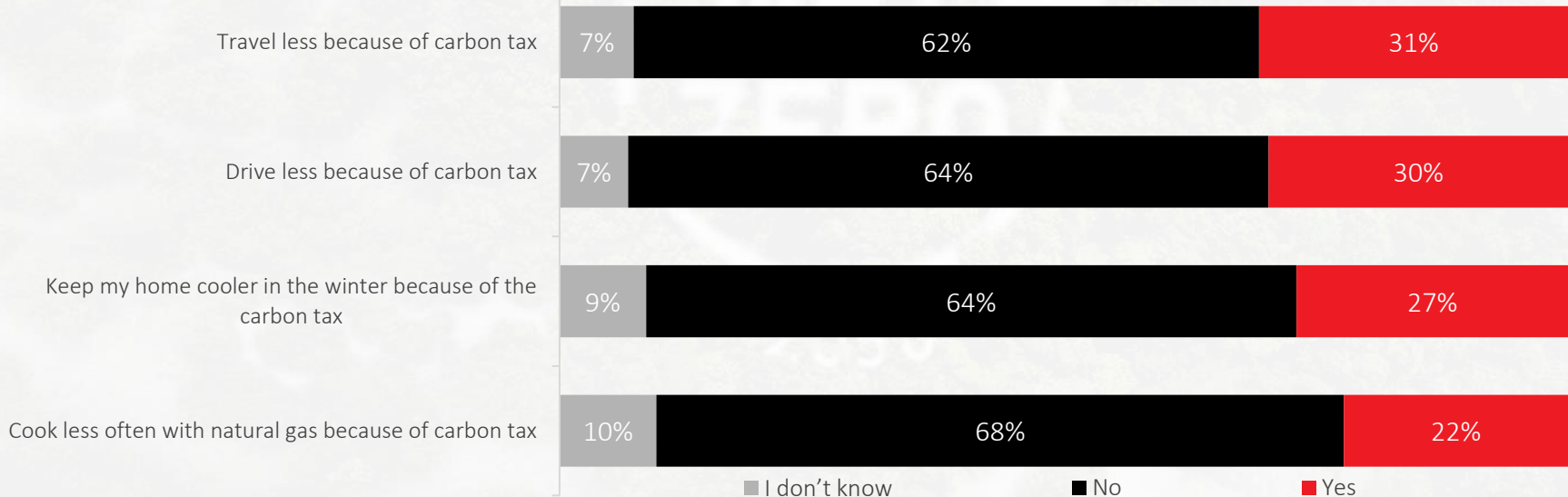
NEW QUESTION

Change in behaviour due to increased carbon tax (1/2)

One-quarter have travelled less, driven less, and kept their home cooler in the winter due to repeated increases in the carbon tax. Fewer have cooked less often with natural gas. A majority however, have not changed their habits.

Q2. The goal of the carbon tax is to change Canadian behaviours as they relate to fossil fuel consumption. Do you believe the repeated increases in the carbon tax led you to noticeably change your behaviour when it comes to the following actions?

Base: All respondents (n=1,564) excluding Not Applicable



NEW QUESTION

Change in behaviour due to increased carbon tax (2/2)

– Demographic breakdowns % YES

Q2. The goal of the carbon tax is to change Canadian behaviours as they relate to fossil fuel consumption. Do you believe the repeated increases in the carbon tax led you to noticeably change your behaviour when it comes to the following actions?

Base: All respondents (n=1,564) excluding Not Applicable

	Total	REGION						GENDER		AGE			PAY MORE FOR GAS			HEARD OF NET-ZERO	
	Canada	BC	AB	MB/SK	ON	QC	ATL	Male	Female	18-34	35-54	55+	Yes	No	Don't know	Yes	No
<i>Weighted n=</i>	1,564	214	174	101	608	362	106	760	804	413	505	646	310	1068	186	809	755
<i>Unweighted n=</i>	1,564	162	135	127	605	435	100	743	821	393	529	642	367	1014	183	836	728
Travel less because of carbon tax	31%	35%	30%	17%	31%	31%	29%	32%	30%	36%	32%	26%	43%	28%	26%	32%	29%
Drive less because of carbon tax	30%	30%	32%	17%	31%	29%	31%	31%	28%	35%	30%	26%	49%	25%	26%	30%	29%
Keep my home cooler in the winter because of the carbon tax	27%	30%	30%	15%	30%	22%	26%	25%	29%	28%	28%	25%	45%	22%	28%	28%	26%
Cook less often with natural gas because of carbon tax	22%	26%	27%	15%	20%	24%	19%	23%	22%	30%	23%	16%	38%	18%	24%	23%	21%

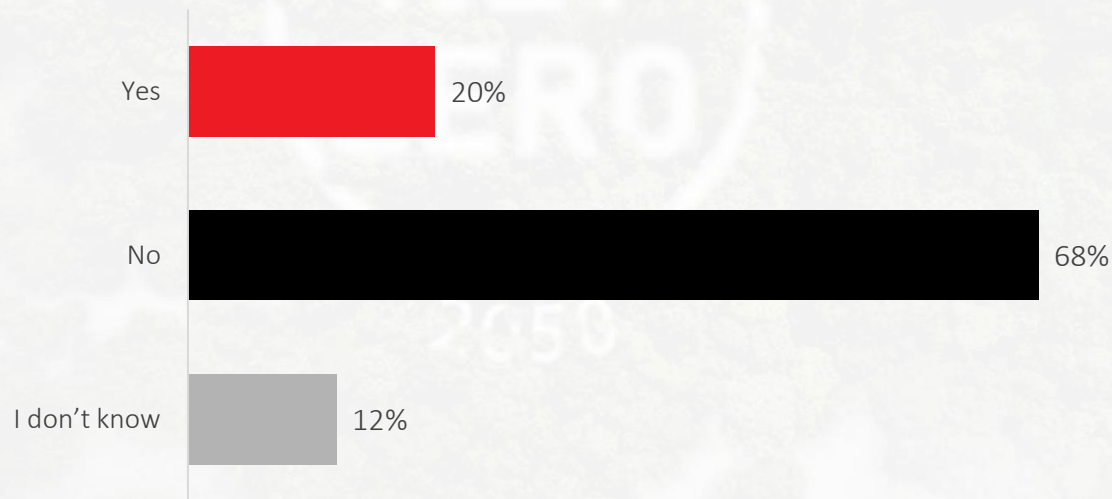
NEW QUESTION

Support paying more for gasoline as part of net-zero policies (1/2)

The majority of Canadians are not supportive of paying an additional 40 cents per litre in taxes on gasoline by 2030 as part of Canada's climate net-zero policies.

Q3. The carbon tax currently adds about 14 cents per litre for gasoline and according to the government that will eventually rise to about 40 cents per litre by 2030. Do you support paying more for gasoline as part of Canada's climate net-zero policies?

Base: All respondents (n=1,564)



NEW QUESTION

Support paying more for gasoline as part of net-zero policies (2/2)

– *Demographic breakdowns*

Q3. The carbon tax currently adds about 14 cents per litre for gasoline and according to the government that will eventually rise to about 40 cents per litre by 2030. Do you support paying more for gasoline as part of Canada’s climate net-zero policies?

Base: All respondents (n=1,564)

	Total	REGION						GENDER		AGE			For Carbon Tax: gov’t should				HEARD OF NET-ZERO	
	Canada	BC	AB	MB/SK	ON	QC	ATL	Male	Female	18-34	35-54	55+	Increase	Current Level	Decrease	Eliminate	Yes	No
Weighted n=	1,564	214	174	101	608	362	106	760	804	413	505	646	288	419	282	574	809	755
Unweighted n=	1,564	162	135	127	605	435	100	743	821	393	529	642	326	434	273	531	836	728
Yes	20%	19%	16%	19%	20%	24%	12%	22%	18%	20%	20%	19%	65%	21%	8%	2%	28%	11%
No	68%	73%	71%	72%	67%	63%	80%	70%	67%	63%	68%	71%	25%	58%	79%	93%	64%	72%
I don’t know	12%	8%	13%	8%	13%	13%	8%	8%	15%	16%	12%	9%	11%	21%	14%	5%	8%	16%

NEW QUESTION

Heard of Canadian Government's Net-Zero 2050 Policy (1/2)

Canadians are split on whether or not they are aware of the focus on Canada achieving net-zero carbon emissions by 2050 accomplished by moving away from fossil fuels in commercial and individual use, with 52% having heard of Net-Zero 2050 and 48% who have not.

Q4. The Federal government has said it is focused on Canada achieving net-zero carbon emissions by 2050. This means by the year 2050 the government has said Canada should not be adding any emissions to the world's total carbon emissions. This will be accomplished by a society-wide shift away from fossil fuels in commercial use and by individual Canadian families. Have you heard of Canadian Government's Net-Zero 2050 Policy?

Base: All respondents (n=1,564)



NEW QUESTION

Heard of Canadian Government’s Net-Zero 2050 Policy (2/2)

– *Demographic breakdowns*

Q4. The Federal government has said it is focused on Canada achieving net-zero carbon emissions by 2050. This means by the year 2050 the government has said Canada should not be adding any emissions to the world’s total carbon emissions. This will be accomplished by a society-wide shift away from fossil fuels in commercial use and by individual Canadian families. Have you heard of Canadian Government’s Net-Zero 2050 Policy?

Base: All respondents (n=1,564)

	Total	REGION						GENDER		AGE			PAY MORE FOR GAS		
	Canada	BC	AB	MB/SK	ON	QC	ATL	Male	Female	18-34	35-54	55+	Yes	No	Don't know
Weighted n=	1,564	214	174	101	608	362	106	760	804	413	505	646	310	1068	186
Unweighted n=	1,564	162	135	127	605	435	100	743	821	393	529	642	367	1014	183
Yes	52%	59%	69%	59%	47%	42%	61%	59%	45%	47%	46%	59%	72%	49%	34%
No	48%	41%	31%	41%	53%	58%	39%	41%	55%	53%	54%	41%	28%	51%	66%

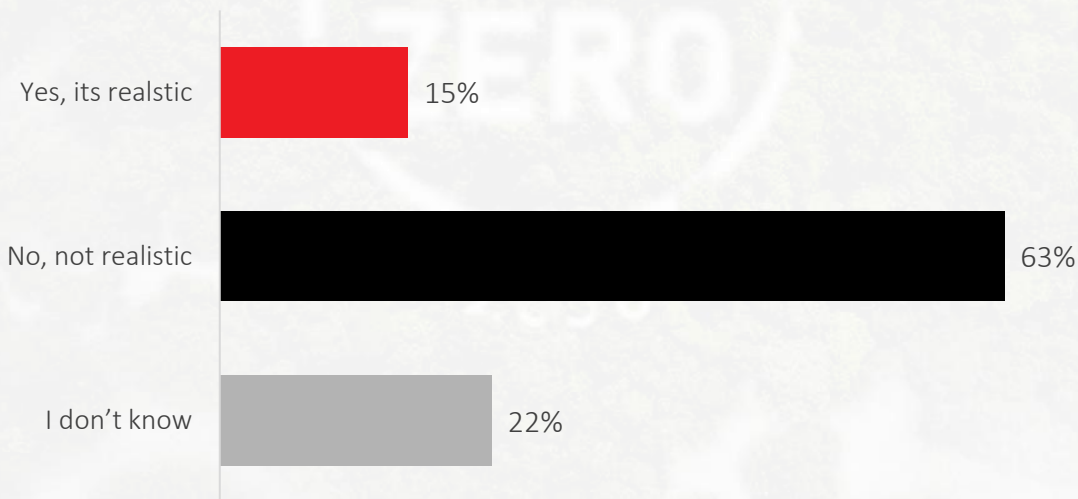
NEW QUESTION

Realistic for Canada to be a net-zero carbon emitter by 2050? (1/2)

Few (just 15%) feel it's realistic that Canada can be a net-zero carbon emitter in 27 years, 63% do not believe it can be, and another 22% are unsure about the possibility.

Q5. According to the government, in 2021, Canada emitted 678 megatonnes of carbon, which was a slight increase from the previous year. Do you feel it is realistic that Canada can be a net-zero carbon emitter in 27 years?

Base: All respondents (n=1,564)



NEW QUESTION

Realistic for Canada to be a net-zero carbon emitter by 2050? (2/2)

– Demographic breakdowns

Q5. According to the government, In 2021, Canada emitted 678 megatonnes of carbon, which was a slight increase from the previous year. Do you feel it is realistic that Canada can be a net-zero carbon emitter in 27 years?

Base: All respondents (n=1,564)

	Total	REGION						GENDER		AGE			PAY MORE FOR GAS			HEARD OF NET-ZERO	
	Canada	BC	AB	MB/SK	ON	QC	ATL	Male	Female	18-34	35-54	55+	Yes	No	Don't know	Yes	No
Weighted n=	1,564	214	174	101	608	362	106	760	804	413	505	646	310	1068	186	809	755
Unweighted n=	1,564	162	135	127	605	435	100	743	821	393	529	642	367	1014	183	836	728
Yes	15%	13%	17%	9%	17%	16%	10%	19%	11%	21%	15%	12%	45%	7%	10%	21%	9%
No	63%	64%	68%	70%	61%	61%	62%	65%	62%	57%	64%	66%	39%	76%	30%	66%	60%
I don't know	22%	23%	15%	21%	22%	23%	28%	16%	27%	23%	21%	22%	16%	17%	61%	13%	31%

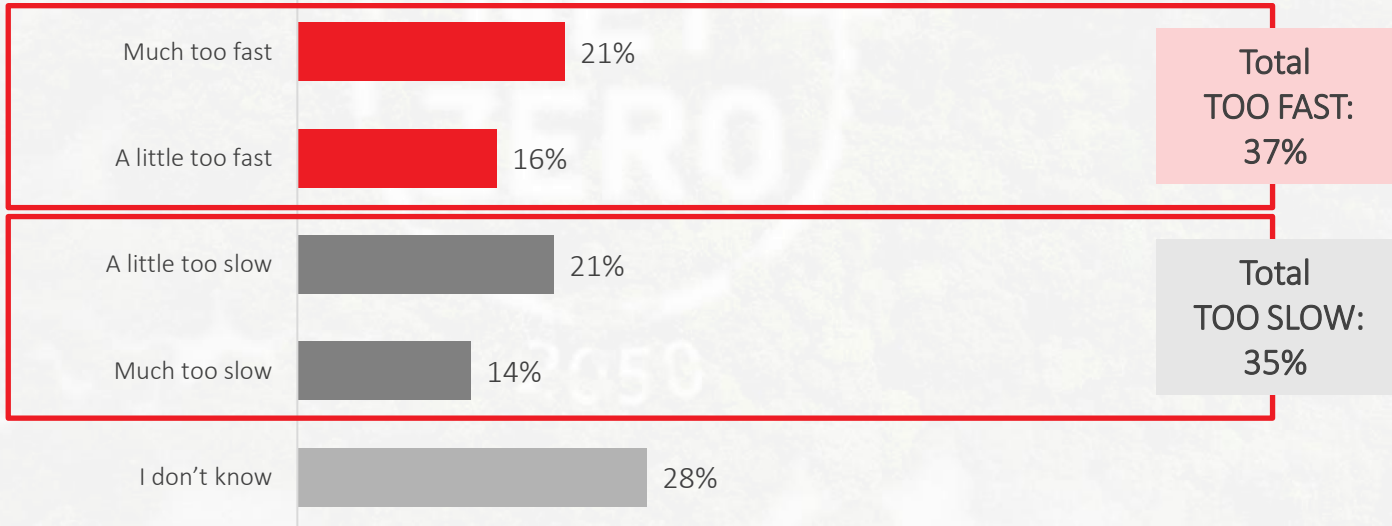
NEW QUESTION

Deadline for being net-zero proceeding... (1/2)

Similar numbers of Canadians feel the deadline to be net-zero in terms of carbon emissions is moving ‘too fast’ (37%) and ‘too slow’ (35%), while nearly as many (28%) just don’t know.

Q6. *The Canadian Government’s has set 2050 to be net-zero in term of carbon emissions. Do you feel this deadline for being net-zero is proceeding...*

Base: All respondents (n=1,564)



NEW QUESTION

Deadline for being net-zero proceeding... (2/2)

– *Demographic breakdowns*

Q6. The Canadian Government's has set 2050 to be net-zero in term of carbon emissions. Do you feel this deadline for being net-zero is proceeding... Base: All respondents (n=1,564)

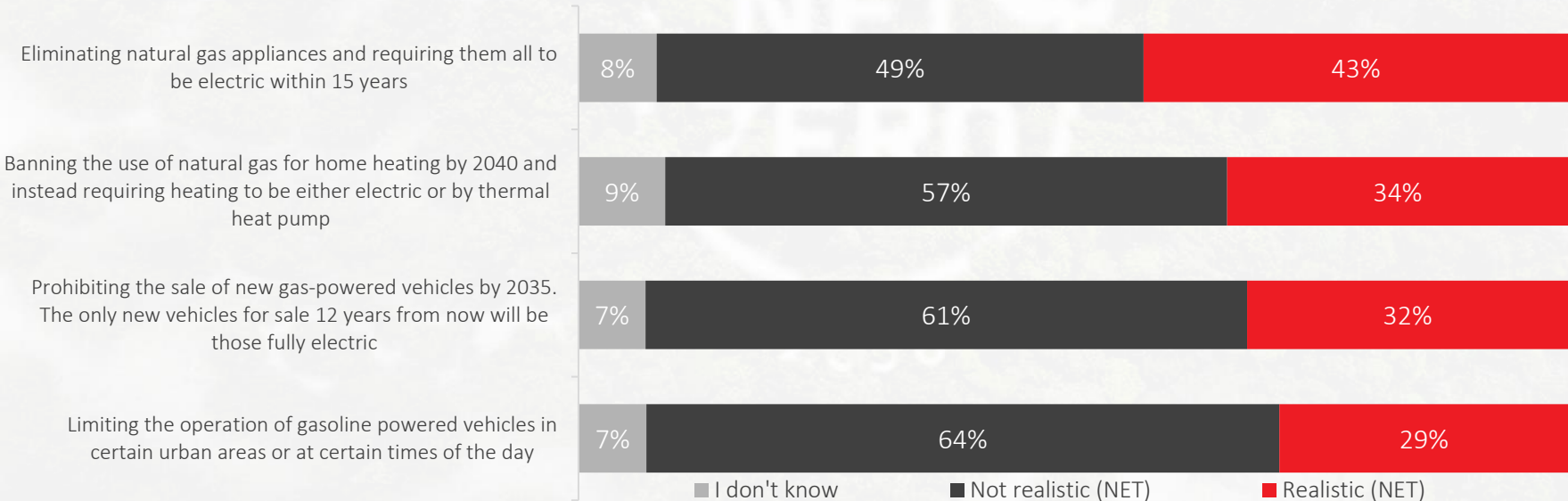
	Total	REGION						GENDER		AGE			PAY MORE FOR GAS			HEARD OF NET-ZERO	
	Canada	BC	AB	MB/SK	ON	QC	ATL	Male	Female	18-34	35-54	55+	Yes	No	Don't know	Yes	No
Weighted n=	1,564	214	174	101	608	362	106	760	804	413	505	646	310	1068	186	809	755
Unweighted n=	1,564	162	135	127	605	435	100	743	821	393	529	642	367	1014	183	836	728
(NET) Too fast	37%	43%	53%	47%	36%	24%	47%	43%	32%	41%	35%	37%	23%	46%	11%	43%	31%
Much too fast	21%	28%	39%	25%	19%	10%	33%	25%	18%	15%	22%	25%	9%	28%	2%	29%	13%
A little too fast	16%	14%	14%	22%	17%	15%	15%	18%	14%	25%	13%	12%	14%	18%	9%	14%	18%
(NET) Too slow	35%	34%	30%	25%	33%	47%	17%	34%	35%	32%	36%	35%	69%	25%	33%	40%	29%
A little too slow	21%	19%	17%	11%	21%	28%	11%	20%	21%	20%	20%	21%	41%	14%	22%	23%	18%
Much too slow	14%	15%	13%	14%	12%	19%	6%	14%	14%	12%	16%	14%	29%	10%	11%	17%	11%
I don't know	28%	24%	17%	28%	31%	29%	36%	23%	33%	28%	29%	28%	8%	29%	56%	17%	40%

NEW QUESTION

Realistic measures to reach net-zero goals by 2050 (1/2)

More than two-in-five Canadians believe it's realistic to eliminate natural gas appliances and move to electric within 15 years but are more skeptical that banning natural gas for home heating by 2040, prohibiting the sale of new gas-powered vehicles by 2035, and/or limiting the operation of gas-powered vehicles in certain areas or times of day is realistic.

Q7. In order to be net-zero carbon emissions by 2050, there are number of specific behavioral changes required that may impact Canadians' daily lives. Some of these have been announced as Canadian government plans, while others are proposals being discussed. For each of these please indicate if you think these are realistic measures that can be accomplished over the next two decades. Base: All respondents (n=1,564)



NEW QUESTION

Realistic measures to reach net-zero goals by 2050 (2/2)

– Demographic breakdowns % *REALISTIC*

Q7. In order to be net-zero carbon emissions by 2050, there are number of specific behavioral changes required that may impact Canadians’ daily lives. Some of these have been announced as Canadian government plans, while others are proposals being discussed. For each of these please indicate if you think these are realistic measures that can be accomplished over the next two decades.

Base: All respondents (n=1,564)

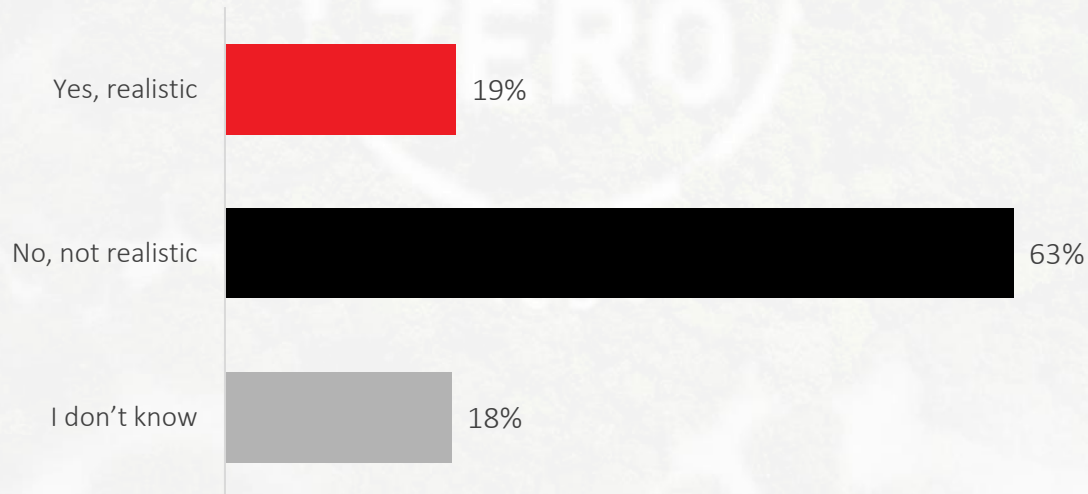
	Total	REGION						GENDER		AGE			PAY MORE FOR GAS			HEARD OF NET-ZERO	
	Canada	BC	AB	MB/SK	ON	QC	ATL	Male	Female	18-34	35-54	55+	Yes	No	Don't know	Yes	No
<i>Weighted n=</i>	1,564	214	174	101	608	362	106	760	804	413	505	646	310	1068	186	809	755
<i>Unweighted n=</i>	1,564	162	135	127	605	435	100	743	821	393	529	642	367	1014	183	836	728
Eliminating natural gas appliances and requiring them all to be electric within 15 years	43%	39%	40%	38%	42%	52%	37%	43%	43%	47%	44%	40%	70%	35%	44%	47%	38%
Banning the use of natural gas for home heating by 2040 and instead requiring heating to be either electric or by thermal heat pump	34%	29%	25%	25%	30%	53%	30%	37%	32%	41%	36%	30%	64%	25%	40%	36%	32%
Prohibiting the sale of new gas-powered vehicles by 2035. The only new vehicles for sale 12 years from now will be those fully electric	32%	28%	26%	23%	36%	38%	20%	36%	29%	38%	35%	27%	66%	23%	33%	35%	29%
Limiting the operation of gasoline powered vehicles in certain urban areas or at certain times of the day	29%	29%	23%	24%	30%	33%	27%	32%	26%	29%	31%	28%	66%	18%	31%	32%	26%

NEW QUESTION

Plan for Canada's electricity generation to be converted to non-carbon emitting sources over next 12 years? (1/2)

The majority (63%) are not convinced that requiring all of Canada's electricity to be converted to non-carbon emitting sources by 2035 is attainable, however, 19% say it is, despite there being areas of the country that lack access to hydro and nuclear power generation for their electricity needs.

Q8. Canada's policy to be a net-zero carbon emitter by 2050 also includes a plan that will require virtually all electricity in Canada is produced using zero-emission sources within the next 12 years, by 2035. Areas of the country that lack access to hydro and nuclear power generation currently generate nearly all their electricity from coal and natural gas. The federal government has said the switch will result in potentially higher costs for electricity, but these costs will be offset by individuals spending less on gasoline and other fossil fuels. Do you believe that requiring all of Canada's electricity to be converted to non-carbon emitting sources over next 12 years is realistic? Base: All respondents (n=1,564)



NEW QUESTION

Realistic for Canada’s electricity to be converted to non-carbon emitting sources over next 12 years?(2/2)

– Demographic breakdowns

Q8. Canada’s policy to be a net-zero carbon emitter by 2050 also includes a plan that will require virtually all electricity in Canada is produced using zero-emission sources within the next 12 years, by 2035. Areas of the country that lack access to hydro and nuclear power generation currently generate nearly all their electricity from coal and natural gas. The federal government has said the switch will result in potentially higher costs for electricity, but these costs will be offset by individuals spending less on gasoline and other fossil fuels. Do you believe that requiring all of Canada’s electricity to be converted to non-carbon emitting sources over next 12 years is realistic?

Base: All respondents (n=1,564)

	Total	REGION							GENDER		AGE			PAY MORE FOR GAS			HEARD OF NET-ZERO	
	Canada	BC	AB	MB/SK	ON	QC	ATL	Male	Female	18-34	35-54	55+	Yes	No	Don't know	Yes	No	
Weighted n=	1,564	214	174	101	608	362	106	760	804	413	505	646	310	1068	186	809	755	
Unweighted n=	1,564	162	135	127	605	435	100	743	821	393	529	642	367	1014	183	836	728	
Yes	19%	14%	11%	19%	20%	22%	18%	22%	15%	24%	19%	15%	50%	10%	14%	25%	12%	
No	63%	72%	75%	68%	62%	53%	62%	66%	61%	57%	63%	68%	37%	77%	31%	66%	60%	
I don't know	18%	13%	14%	14%	18%	25%	20%	12%	24%	18%	19%	18%	13%	13%	54%	9%	28%	

REPORT

Detailed Methodology



Weighted and Unweighted Sample (1/2)

The table below presents the Canadian geographic distribution of respondents before weighting.

	Unweighted	Weighted
Province	1,564	1,564
British Columbia	162	214
Alberta	135	174
Manitoba/Saskatchewan	127	101
Ontario	605	608
Quebec	435	362
Atlantic	100	106

Weighted and Unweighted Sample (2/2)

The following tables present the demographic distribution of respondents according to gender, age and language (mother tongue) for Canada.

The table below presents the Canadian geographic distribution of respondents before weighting.

	Unweighted	Weighted
Gender	1,564	1,564
Male	743	760
Female	821	804
Age	1,564	1,564
18 to 34	393	413
35 to 54	529	505
55+	642	646
Language (Mother tongue)	1,564	1,564
English	986	1049
French	357	310
Other	219	203

Our Services

- **Leger**
Marketing research and polling
- **Customer Experience (CX)**
Strategic and operational customer experience consulting services
- **Leger Analytics (LEA)**
Data modelling and analysis
- **Leger Opinion (LEO)**
Panel management
- **Leger Communities**
Online community management
- **Leger Digital**
Digital strategy and user experience
- **International Research**
Worldwide Independent Network (WIN)

600

EMPLOYEES



185

CONSULTANTS



8

OFFICES

MONTREAL | QUEBEC CITY | TORONTO | WINNIPEG
EDMONTON | CALGARY | VANCOUVER | NEW YORK

Our Commitments to Quality



Leger is a member of the [Canadian Research Insights Council \(CRIC\)](#), the industry association for the market/survey/insights research industry.



Leger is a member of [ESOMAR](#) (European Society for Opinion and Market Research), the global association of opinion polls and marketing research professionals. As such, Leger is committed to applying the [international ICC/ESOMAR](#) code of Market, Opinion and Social Research and Data Analytics.



Leger is also a member of the [Insights Association](#), the American Association of Marketing Research Analytics.



Leger is a sponsor of [CAIP Canada](#), Canada's professional body for Certified Analytics and Insights Professionals who uphold CRIC's marketing research and public opinion research standards. CAIP Canada is globally endorsed by ESOMAR and the MRII/University of Georgia.