



REPORT

Perception and Insights on Middle East and Ukraine-Russia Conflicts

NATIONAL POST

DATE 2024-06-04



Methodology



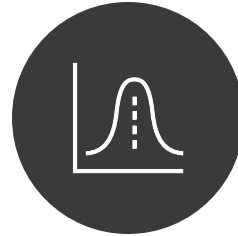
Method

Online survey among respondents 18 years of age or older.
(Canadian sample: n=1,529).
Respondents had the option of completing the survey in English or in French and were randomly recruited using LEO's online panel.



When

May 31 to
June 2, 2024



Margin of error

For comparison purposes, a probability sample of this size yields a margin of error no greater than $\pm 2.5\%$, (19 times out of 20) for the Canadian sample.



Weighting

Results were weighted according to **age, gender, mother tongue, region, education and presence of children in the household** in order to ensure a representative sample of the Canadian population.

Methodology



Significant differences

Data in bold **red** characters indicate a significantly lower proportion than that of other respondents. Conversely, data in bold **green** characters indicate a significantly higher proportion than that of other respondents.



Rounded data

The numbers presented have been rounded up. However, the numbers before rounding were used to calculate the sums presented and might therefore not correspond to the manual addition of these numbers.



Questions

Have questions about the data presented in this report? Please contact Andrew Enns, Executive Vice-President, Central Canada at the following e-mail addresses:
aenns@leger360.com

A more detailed methodology is presented in the Appendix.

Methodology

Leger is the polling firm that has presented the most accurate election survey data, on average, over the last ten years in Canada. During the last federal election in 2021, Leger was once again **the most accurate firm in the country**. This accuracy is attributed to the quality of the LEO panel and rigorous application of methodological rules by Leger's 600 employees, including 200 professionals in Leger's eight offices across Canada (Montreal, Toronto, Quebec City, Winnipeg, Calgary, Edmonton and Vancouver) and in the United States (New York).

Poll aggregator 338Canada.com gave Leger the highest rating among all polling firms in Canada for the accuracy of its studies. See <https://338canada.com/pollster-ratings.htm>

2021 CANADIAN FEDERAL ELECTION



LEGER SURVEY

Published in *Le Journal de Montréal*
and *The National Post/Postmedia*
September 18, 2021

33%

32%

19%

7%

6%

2%

OFFICIAL RESULTS

2021 Canadian Federal Election*

33.7%

32.6%

17.8%

7.7%

5.0%

2.3%

Key Highlights (1/2)

From May 31 to June 2, 2024, we surveyed Canadians to find out their opinions and perceptions on the conflicts currently taking place in the world, more specifically about the Middle East conflict and the conflict between Ukraine and Russia.

Some of the key highlights of our survey on regional conflicts include...

- Half of Canadians (49%) follow the conflict in the Middle East very or somewhat closely, while 48% do not follow the current conflict. This represents a decrease of 14 points in Canadians following the conflict since October 2023.
- A quarter of Canadians (23%) think the media coverage of the conflict is more favourable toward Palestinians, and 17% think it is more favourable toward Israel. Around a quarter (22%) think it has been generally balanced, and more than a third (38%) don't know.
- One in ten Canadians (12%) think Canada is not supportive enough of Israel, while 23% think the support is about right, and 26% think that Canada is too supportive of Israel. Four Canadians out of ten (39%) have no opinion on the matter. Since October 2023, there has been an increase of 10 points in Canadians thinking that the government is too supportive of Israel.
- One in five Canadians (21%) think Canada is not supportive enough of the Palestinian people. In contrast, 23% think the support is about right, and 17% think that Canada is too supportive of the Palestinian people. Four Canadians out of ten (40%) have no opinion on the matter.
- Half of Canadians (46%) think that lasting peace between Israelis and Palestinians cannot be reached. This represents a decrease of 5 points since October 2023.
- 45% of Canadians agree that Israel is committing genocide in the Gaza Strip, while 23% disagree, and 32% don't know. Compared to October 2023, fewer Canadians disagree that Israel is committing genocide (23% vs 31% in 2023), and more Canadians can't form an opinion on the matter (32% vs 26% in 2023).

Key Highlights (2/2)

- More than one-third of Canadians (39%) follow very or somewhat closely the conflict going on in Ukraine, while 56% do not follow the current conflict.
- More than half of Canadians (54%) think they have a good understanding of the conflict between Ukraine and Russia, while 38% have a poor understanding.
- One-fifth of Canadians (18%) think Canada is not supportive enough of Ukraine, while 39% think the support is about right, and 16% think that Canada is too supportive of Ukraine. One-quarter of Canadians (26%) have no opinion on the matter.
- Nearly one-third of Canadians (30%) think that lasting peace between Ukraine and Russia can be reached, while 40% think the opposite, and 30% don't know.

REPORT

Detailed Results

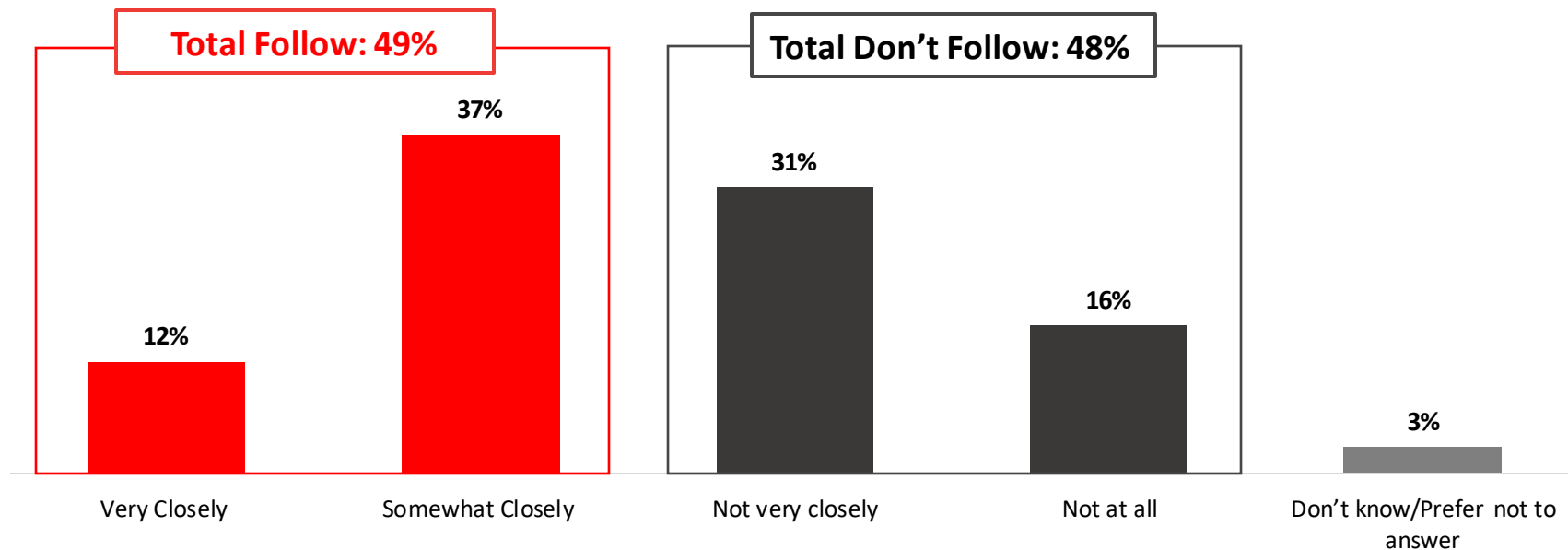
Middle East Conflict



News on the Current Conflict in the Middle East (1/2)

Q1. How closely have you been following the events going on in Israel, more specifically in the Gaza Strip and West Bank, over the past week or so?

Base: All respondents (n=1,529)



News on the Current Conflict in the Middle East (2/2)

Q1. How closely have you been following the events going on in Israel, more specifically in the Gaza Strip and West Bank, over the past week or so?

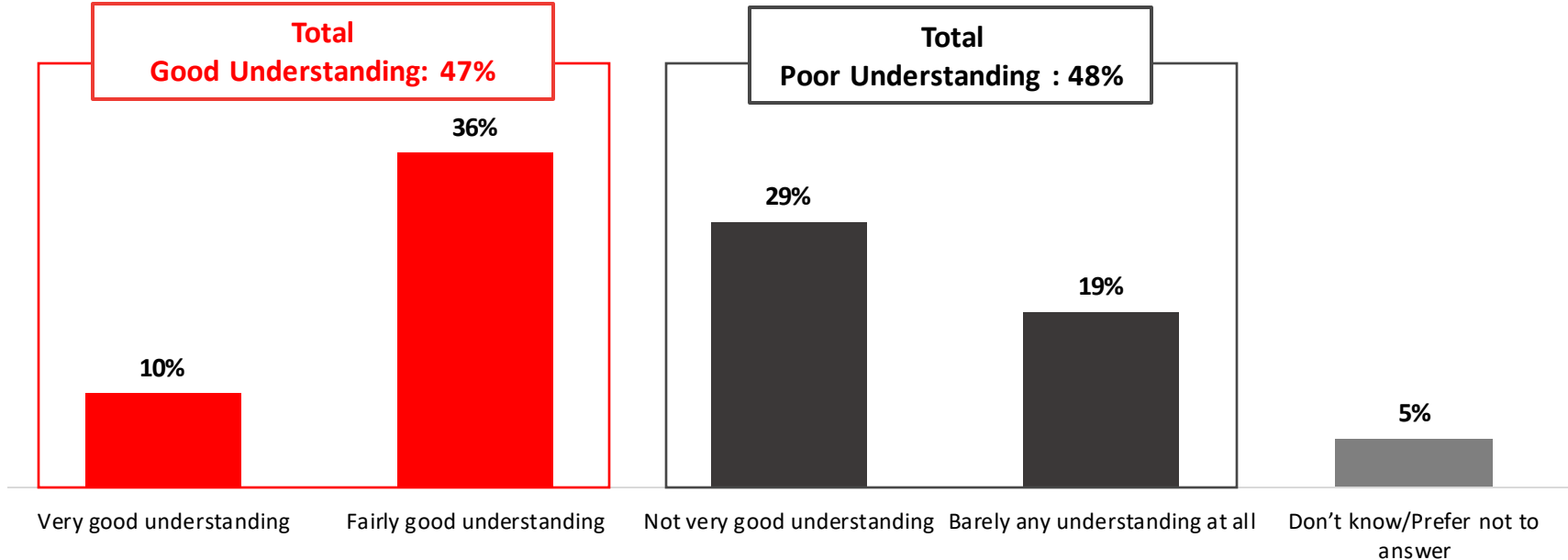
Base: All respondents

	Total Canada	ATL	QC	ON	MB/SK	AB	BC	Male	Female	18-34	35-54	55+	Total October 16 th , 2023	Gap
Unweighted n=	1,529	100	424	601	126	127	151	738	791	331	492	706	1,548	
Total Follow	49%	39%	44%	53%	43%	48%	56%	59%	40%	44%	41%	60%	63%	-14
Very Closely	12%	8%	10%	15%	9%	10%	12%	17%	8%	8%	9%	18%	23%	-11
Somewhat Closely	37%	31%	34%	38%	34%	38%	44%	43%	32%	36%	32%	42%	41%	-4
Total Don't Follow	48%	60%	54%	42%	51%	50%	44%	38%	56%	50%	56%	39%	35%	+13
Not very closely	31%	33%	38%	29%	32%	26%	31%	27%	35%	33%	31%	30%	24%	+7
Not at all	16%	27%	16%	13%	19%	24%	13%	11%	21%	17%	25%	9%	11%	+5
Don't know/Prefer not to answer	3%	1%	1%	5%	6%	2%	0%	2%	3%	6%	3%	1%	2%	+1

Understanding of the Conflict (1/2)

Q2. Do you feel you have a good understanding or not about the conflict between Israel and Hamas and Palestinians in Gaza?

Base: All respondents (n=1,529)



Understanding of the Conflict (2/2)

Q2. Do you feel you have a good understanding or not about the conflict between Israel and Hamas and Palestinians in Gaza?

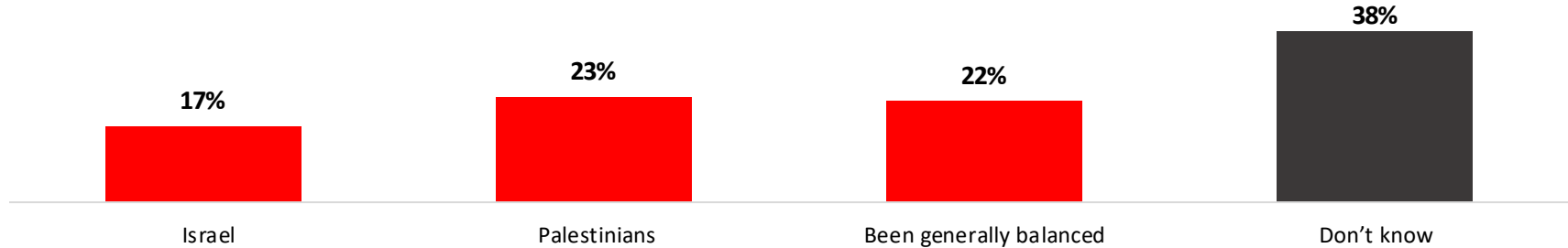
Base: All respondents

	Total Canada	ATL	QC	ON	MB/SK	AB	BC	Male	Female	18-34	35-54	55+	Total October 16 th , 2023	Gap
Unweighted n=	1,529	100	424	601	126	127	151	738	791	331	492	706	1,548	
Total Good Understanding	47%	41%	47%	49%	45%	44%	47%	58%	35%	42%	38%	57%	49%	-2
Very good understanding	10%	11%	8%	12%	4%	9%	13%	16%	5%	9%	7%	14%	13%	-3
Fairly good understanding	36%	30%	39%	36%	40%	35%	34%	43%	30%	33%	31%	43%	36%	-
Total Poor Understanding	48%	54%	48%	45%	52%	51%	49%	38%	57%	51%	56%	40%	47%	+1
Not very good understanding	29%	25%	30%	30%	29%	27%	27%	24%	34%	31%	29%	27%	32%	-3
Barely any understanding at all	19%	29%	18%	14%	23%	24%	23%	14%	24%	20%	27%	13%	15%	+4
Don't know/Prefer not to answer	5%	5%	5%	7%	4%	5%	4%	3%	7%	8%	6%	3%	4%	+1

Perceptions of Media Reporting on the Israel-Palestine Conflict

Q2B. Do you feel the mainstream media reporting of the conflict between Israel and the Palestinians in the Middle East is generally more favourable toward...

Base: All respondents (n=1,529)

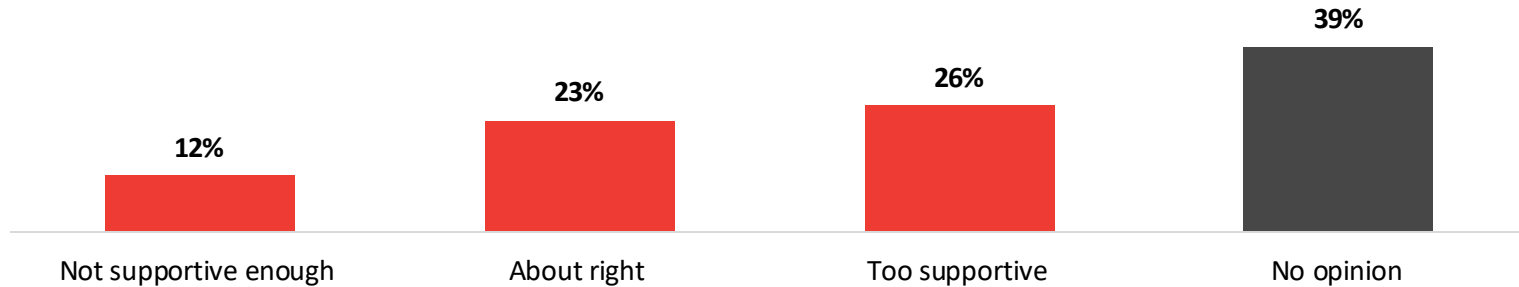


	Total Canada	ATL	QC	ON	MB/SK	AB	BC	Male	Female	18-34	35-54	55+
Unweighted n=	1,529	100	424	601	126	127	151	738	791	331	492	706
Israel	17%	8%	16%	21%	9%	15%	17%	19%	15%	17%	16%	17%
Palestinians	23%	16%	19%	22%	22%	29%	32%	29%	18%	25%	20%	25%
Been generally balanced	22%	22%	26%	20%	31%	18%	20%	27%	18%	18%	19%	28%
Don't know	38%	53%	39%	36%	37%	38%	31%	26%	49%	40%	45%	30%

Canada's Support of Israel

Q3. Thinking about the relationship between Canada and Israel, do you think Canada is not supportive enough of Israel, its support is about right, or it is too supportive of Israel?

Base: All respondents (n=1,529)

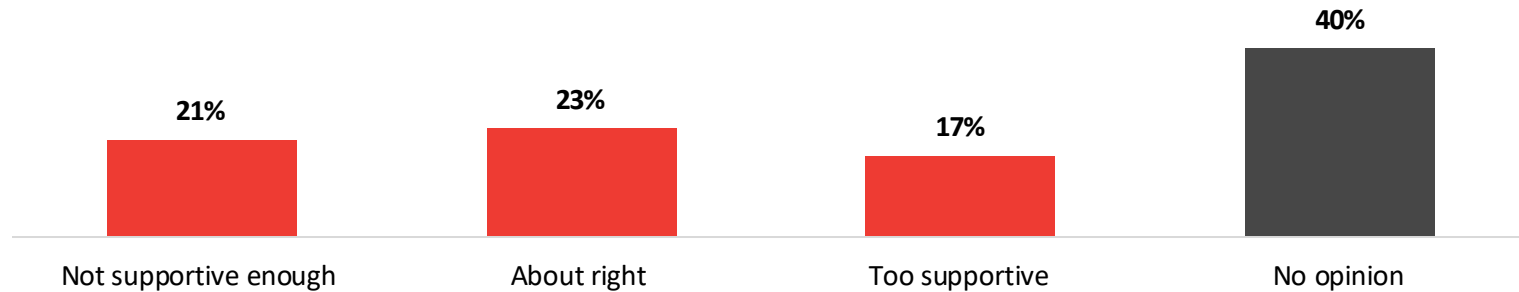


	Total Canada	ATL	QC	ON	MB/SK	AB	BC	Male	Female	18-34	35-54	55+	Total October 16 th , 2023	Gap
Unweighted n=	1,529	100	424	601	126	127	151	738	791	331	492	706	1,548	
Not supportive enough	12%	10%	7%	12%	20%	17%	11%	17%	6%	11%	12%	13%	10%	+2
About right	23%	18%	21%	26%	24%	20%	27%	27%	20%	22%	19%	28%	40%	-17
Too supportive	26%	21%	31%	26%	17%	24%	27%	30%	23%	26%	23%	29%	16%	+10
No opinion	39%	51%	42%	36%	39%	39%	35%	26%	51%	41%	46%	31%	34%	+5

Canada's Support of the Palestinian People

Q4. Thinking about the relationship between Canada and the Palestinian people, do you think Canada is not supportive enough of the Palestinian people, its support is about right, or it is too supportive of the Palestinian people?

Base: All respondents (n=1,529)

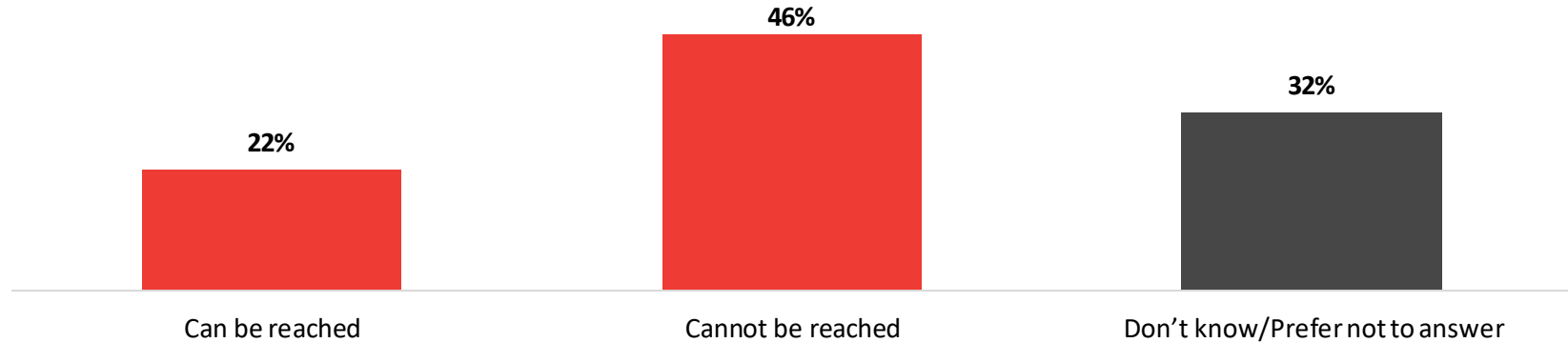


	Total Canada	ATL	QC	ON	MB/SK	AB	BC	Male	Female	18-34	35-54	55+
Unweighted n=	1,529	100	424	601	126	127	151	738	791	331	492	706
Not supportive enough	21%	16%	25%	23%	11%	17%	17%	23%	18%	25%	16%	21%
About right	23%	17%	23%	21%	27%	22%	28%	27%	19%	21%	20%	26%
Too supportive	17%	14%	10%	18%	20%	22%	22%	23%	11%	15%	17%	19%
No opinion	40%	53%	42%	37%	42%	40%	34%	27%	51%	40%	47%	34%

Peace in the Middle East

Q5. Do you believe that lasting peace between Israelis and Palestinians can or cannot be reached in the future?

Base: All respondents (n=1,529)

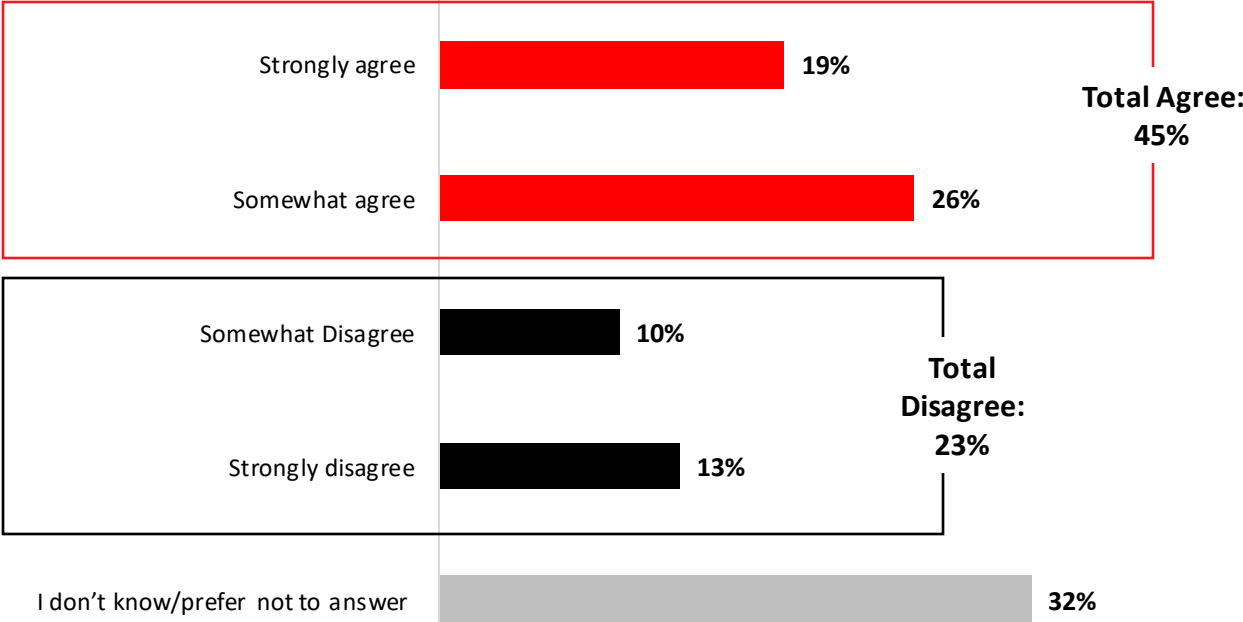


	Total Canada	ATL	QC	ON	MB/SK	AB	BC	Male	Female	18-34	35-54	55+	Total October 16 th , 2023	Gap
Unweighted n=	1,529	100	424	601	126	127	151	738	791	331	492	706	1,548	
Can be reached	22%	13%	19%	24%	29%	22%	20%	25%	19%	29%	19%	19%	19%	+3
Cannot be reached	46%	44%	53%	41%	42%	44%	54%	52%	41%	35%	43%	56%	51%	-5
Don't know/Prefer not to answer	32%	43%	28%	34%	29%	34%	27%	23%	40%	36%	37%	25%	30%	+2

Public Perception on the Gaza Situation as Genocide (1/2)

Q6. And, according to how you define what constitutes a “genocide”, do you agree or disagree that Israel is committing “genocide” in the Gaza Strip?

Base: All respondents (n=1,529)



Public Perception on the Gaza Situation as Genocide (2/2)

Q6. And, according to how you define what constitutes a “genocide”, do you agree or disagree that Israel is committing “genocide” in the Gaza Strip?

Base: All respondents

	Total Canada	ATL	QC	ON	MB/SK	AB	BC	Male	Female	18-34	35-54	55+	Total January 31 st 2024	Gap
Unweighted n=	1,529	100	424	601	126	127	151	738	791	331	492	706	1,579	
Total Agree	45%	31%	53%	49%	41%	33%	38%	43%	46%	52%	37%	47%	43%	+2
Strongly agree	19%	13%	24%	19%	10%	19%	17%	18%	20%	22%	15%	19%	17%	+2
Somewhat agree	26%	18%	29%	30%	31%	13%	21%	26%	26%	30%	21%	27%	26%	-
Total Disagree	23%	27%	19%	23%	27%	19%	29%	32%	15%	15%	22%	28%	31%	-8
Somewhat Disagree	10%	13%	10%	10%	9%	7%	11%	12%	8%	7%	10%	12%	16%	-6
Strongly disagree	13%	14%	10%	13%	18%	13%	18%	20%	7%	8%	13%	16%	15%	-2
Don't know/refusal	32%	42%	28%	28%	32%	48%	33%	25%	39%	33%	41%	25%	26%	+6

REPORT

Detailed Results

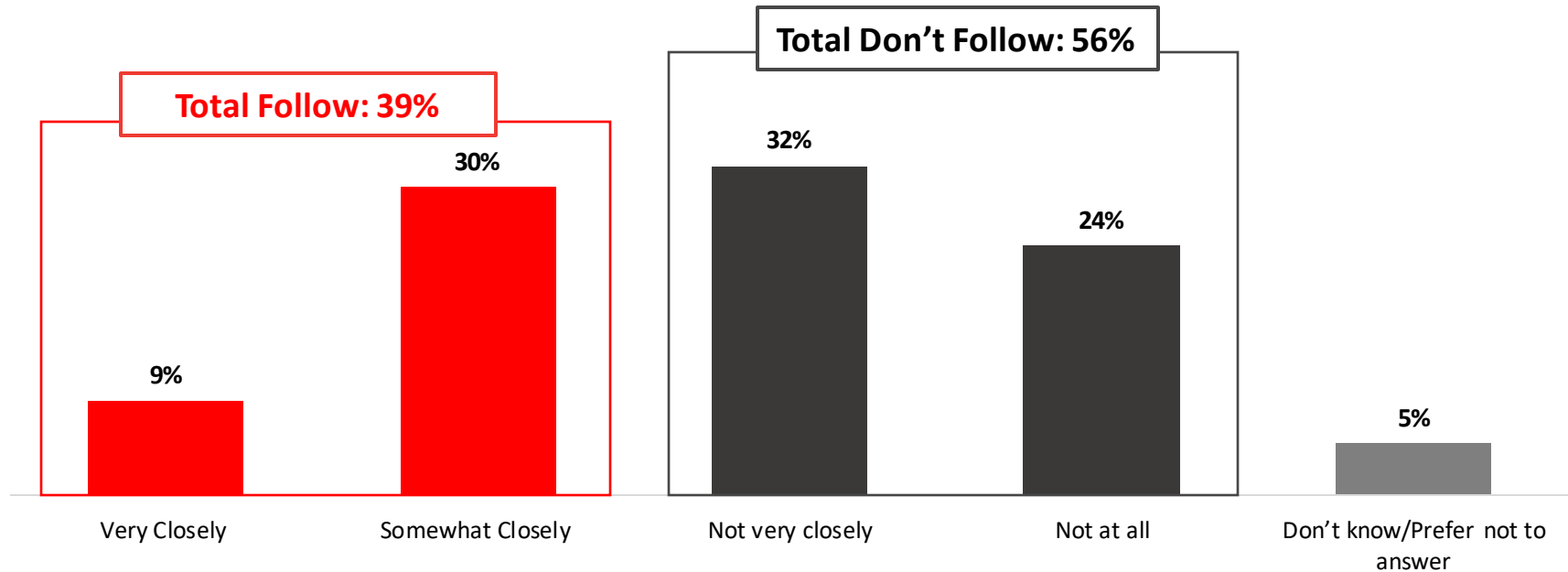
Ukraine-Russia Conflict



News on the Current Conflict in Ukraine (1/2)

Q7. How closely have you been following the events going on in Ukraine, over the past week or so?

Base: All respondents (n=1,529)



News on the Current Conflict in Ukraine (2/2)

Q7. How closely have you been following the events going on in Ukraine, over the past week or so?

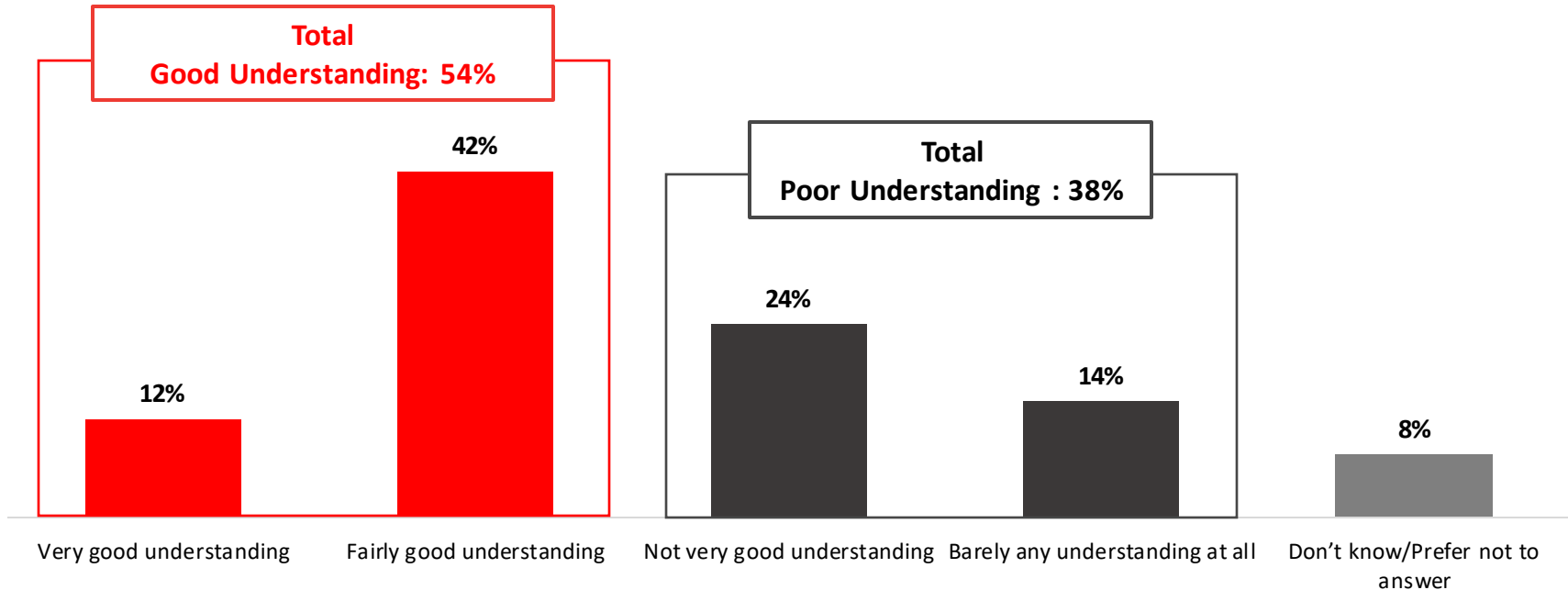
Base: All respondents

	Total Canada	ATL	QC	ON	MB/SK	AB	BC	Male	Female	18-34	35-54	55+
Unweighted n=	1,529	100	424	601	126	127	151	738	791	331	492	706
Total Follow	39%	38%	34%	41%	33%	39%	45%	50%	29%	30%	30%	51%
Very Closely	9%	11%	7%	11%	4%	9%	10%	15%	4%	7%	6%	13%
Somewhat Closely	30%	27%	27%	30%	29%	30%	36%	35%	25%	23%	24%	38%
Total Don't Follow	56%	58%	62%	54%	62%	54%	49%	47%	65%	59%	64%	47%
Not very closely	32%	23%	39%	31%	34%	27%	27%	30%	33%	33%	30%	32%
Not at all	24%	35%	23%	23%	27%	27%	21%	16%	31%	25%	35%	15%
Don't know/Prefer not to answer	5%	5%	4%	5%	5%	7%	6%	4%	6%	11%	6%	1%

Understanding of the Ukraine-Russia Conflict (1/2)

Q8. Do you feel you have a good understanding or not about the conflict between Ukraine and Russia?

Base: All respondents (n=1,529)



Understanding of the Ukraine-Russia Conflict (2/2)

Q8. Do you feel you have a good understanding or not about the conflict between Ukraine and Russia?

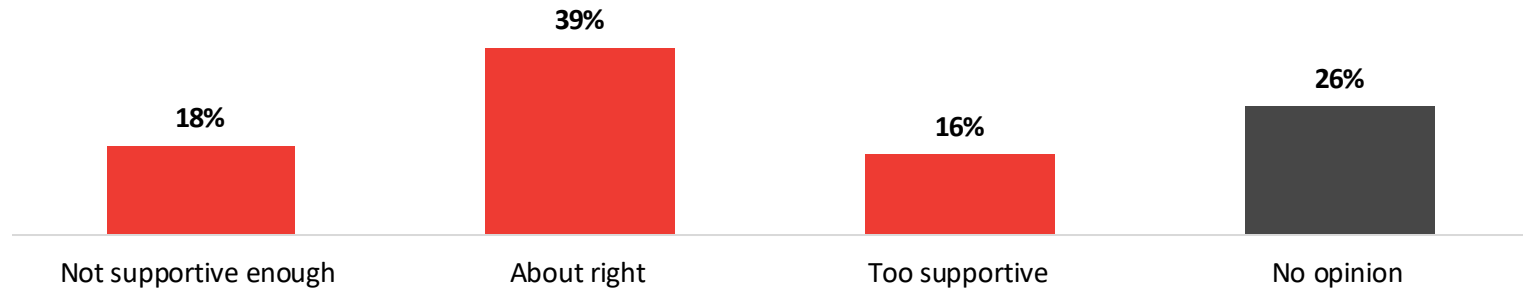
Base: All respondents

	Total Canada	ATL	QC	ON	MB/SK	AB	BC	Male	Female	18-34	35-54	55+
Unweighted n=	1,529	100	424	601	126	127	151	738	791	331	492	706
Total Good Understanding	54%	49%	51%	58%	53%	51%	56%	67%	43%	42%	50%	66%
Very good understanding	12%	13%	10%	14%	4%	10%	15%	19%	5%	10%	9%	16%
Fairly good understanding	42%	37%	41%	44%	48%	41%	41%	48%	37%	32%	40%	51%
Total Poor Understanding	38%	41%	43%	34%	39%	39%	38%	28%	48%	46%	41%	30%
Not very good understanding	24%	19%	29%	20%	26%	25%	24%	20%	27%	30%	23%	20%
Barely any understanding at all	14%	22%	14%	13%	13%	14%	13%	8%	20%	16%	18%	10%
Don't know/Prefer not to answer	8%	10%	6%	8%	8%	10%	6%	6%	10%	12%	9%	4%

Canada's Support of Ukraine

Q9. Thinking about the relationship between Canada and Ukraine, do you think Canada is not supportive enough of Ukraine, its support is about right, or it is too supportive of Ukraine?

Base: All respondents (n=1,529)

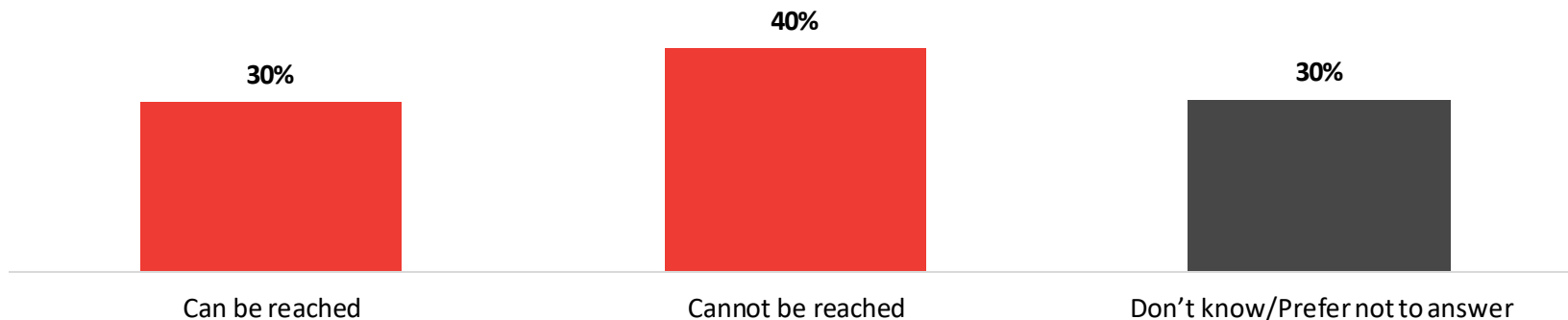


	Total Canada	ATL	QC	ON	MB/SK	AB	BC	Male	Female	18-34	35-54	55+
Unweighted n=	1,529	100	424	601	126	127	151	738	791	331	492	706
Not supportive enough	18%	19%	20%	17%	18%	17%	19%	23%	15%	15%	14%	24%
About right	39%	32%	43%	39%	42%	30%	37%	42%	35%	34%	33%	46%
Too supportive	16%	12%	8%	20%	13%	28%	17%	18%	15%	20%	19%	12%
No opinion	26%	37%	29%	24%	28%	24%	27%	17%	35%	31%	34%	18%

Peace in Ukraine

Q10. Do you believe that lasting peace between Ukraine and Russia can or cannot be reached in the future?

Base: All respondents (n=1,529)



	Total Canada	ATL	QC	ON	MB/SK	AB	BC	Male	Female	18-34	35-54	55+
Unweighted n=	1,529	100	424	601	126	127	151	738	791	331	492	706
Can be reached	30%	26%	24%	33%	34%	31%	30%	38%	23%	34%	26%	30%
Cannot be reached	40%	34%	47%	37%	34%	34%	44%	40%	39%	31%	40%	45%
Don't know/Prefer not to answer	30%	40%	29%	30%	32%	34%	25%	22%	38%	35%	34%	25%

REPORT

Detailed Methodology



Weighted and Unweighted Sample (1/2)

The table below presents the Canadian geographic distribution of respondents before weighting.

	Unweighted	Weighted
Province	1,529	1,529
British Columbia	151	214
Alberta	127	166
Manitoba/Saskatchewan	126	99
Ontario	601	594
Quebec	424	354
Atlantic	100	103

Weighted and Unweighted Sample (2/2)

The following tables present the demographic distribution of respondents according to gender, age and language (mother tongue) for Canada.

The table below presents the Canadian geographic distribution of respondents before weighting.

	Unweighted	Weighted
Gender	1,529	1,529
Male	738	743
Female	791	786
Age	1,529	1,529
18 to 34	331	404
35 to 54	492	494
55+	706	631
Language (Mother tongue)	1,529	1,529
English	958	1,024
French	361	303
Other	206	197

Our Services

- **Leger**
Marketing research and polling
- **Customer Experience (CX)**
Strategic and operational customer experience consulting services
- **Leger Analytics (LEA)**
Data modelling and analysis
- **Leger Opinion (LEO)**
Panel management
- **Leger Communities**
Online community management
- **Leger Digital**
Digital strategy and user experience
- **International Research**
Worldwide Independent Network (WIN)

600
EMPLOYEES



185
CONSULTANTS



8
OFFICES

MONTREAL | QUEBEC CITY | TORONTO | WINNIPEG
EDMONTON | CALGARY | VANCOUVER | NEW YORK

Our Commitments to Quality



Leger is a member of the [Canadian Research Insights Council \(CRIC\)](#), the industry association for the market/survey/insights research industry.



Leger is a member of [ESOMAR](#) (European Society for Opinion and Market Research), the global association of opinion polls and marketing research professionals. As such, Leger is committed to applying the [international ICC/ESOMAR](#) code of Market, Opinion and Social Research and Data Analytics.



Leger is also a member of the [Insights Association](#), the American Association of Marketing Research Analytics.



Leger is a sponsor of [CAIP Canada](#), Canada's professional body for Certified Analytics and Insights Professionals who uphold CRIC's marketing research and public opinion research standards. CAIP Canada is globally endorsed by ESOMAR and the MRII/University of Georgia.