



Report

Canadians' Perception of the Idea of Canada Becoming the 51st State of the United States

Survey of Canadians

Date : 12 / 10 / 2024
Project : 16811-123



Methodology



Method

Online survey among respondents 18 years of age or older. (Canadian sample: n= 1,520).

Respondents had the option of completing the survey in English or in French and were randomly recruited using LEO's online panel.



When

December 6 to December 9, 2024.



Margin of error

For comparison purposes, a probability sample of this size yields a margin of error no greater than $\pm 2.51\%$, (19 times out of 20) for the Canadian sample.



Weighting

Results were weighted according to **age, gender, mother tongue, region, education and presence of children in the household** in order to ensure a representative sample of the Canadian population.

Methodology



Significant differences

Data in bold **red** characters indicate a significantly lower proportion than that of other respondents. Conversely, data in bold **green** characters indicate a significantly higher proportion than that of other respondents.



Rounded data

The numbers presented have been rounded up. However, the numbers before rounding were used to calculate the sums presented and might therefore not correspond to the manual addition of these numbers.



Questions

Have questions about the data presented in this report? Please contact Andrew Enns, Executive Vice-President, Central Canada at the following e-mail address: aenns@leger360.com

Notes

A more detailed methodology is presented in the Appendix.

The **most accurate** polling firm in Canada

CANADA 2021

LEGER POLL
Published on
September 18, 2021

OFFICIALS RESULTS
2021 Canada
Federal Election

	33%	33.7%
	32%	32.6%
	19%	17.8%
	7%	7.7%
	6%	5.0%
	2%	2.3%

BRITISH COLUMBIA 2024

LEGER POLL
Published on
October 18, 2024

OFFICIALS RESULTS
2024 British Columbia
Provincial Election

	46%	45%
	42%	43%
	9%	8%
Others	3%	4%

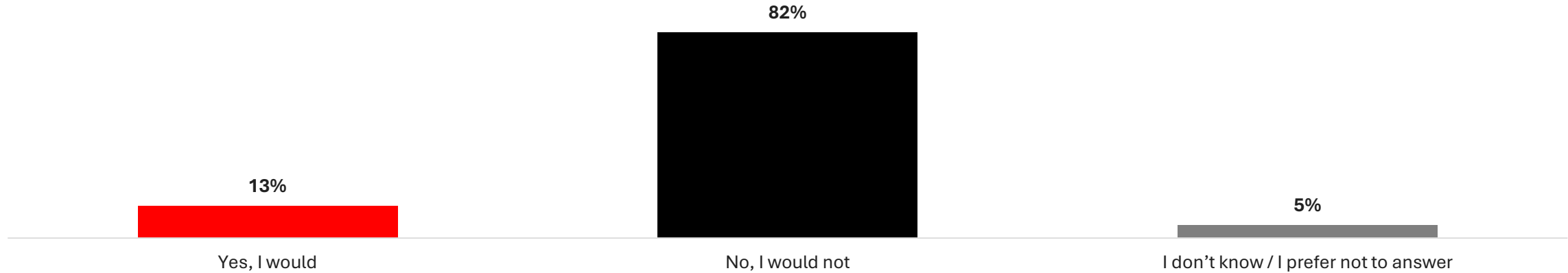
UNITED STATES 2024

LEGER POLL
Published on
November 4, 2024

OFFICIALS RESULTS
2024 United States
Presidential Election

	49%	50%
	49%	48%
Others	2%	2%

Level of Interest : Canada to Become the 51st State of the United States









	Total Canada	ATL	QC	ON	MB/SK	AB	BC	Male	Female	18-34	35-54	55+	Urban	Suburban	Rural
Weighted n=	1,520	103	354	594	98	167	203	741	779	396	493	632	620	600	287
Unweighted n=	1,520	100	411	605	125	127	152	746	774	216	475	829	642	566	303
Yes, I would	13%	7%	12%	11%	18%	19%	15%	19%	7%	16%	16%	8%	13%	13%	12%
No, I would not	82%	90%	83%	84%	79%	74%	79%	76%	87%	78%	79%	87%	81%	83%	83%
I don't know / I prefer not to answer	5%	3%	4%	6%	3%	7%	7%	5%	6%	7%	5%	4%	6%	4%	5%

Q1. Would you or would you not like Canada to become the 51st state of the United States?

Base: All respondents (n=1,520)

Level of Interest : Canada to Become the 51st State of the United States – *By Voting Intentions*

							
	Total Canada	CPC	LPC	NDP	BQ	GPC	PPC
<i>Weighted n=</i>	1,520	515	305	196	87	61	44
<i>Unweighted n=</i>	1,520	459	341	212	117	56	34
Yes, I would	13%	21%	10%	6%	12%	13%	25%
No, I would not	82%	73%	89%	94%	88%	87%	57%
I don't know / I prefer not to answer	5%	5%	1%	1%	0%	0%	18%

Q1. Would you or would you not like Canada to become the 51st state of the United States?

Base: All respondents (n=1,520)

4

Respondent profile



Respondent profile

The table presents the Canadian geographic distribution of respondents before weighting.

	Unweighted	Weighted
Province	1,520	1,520
British Columbia	152	203
Alberta	127	167
Manitoba/Saskatchewan	125	98
Ontario	605	594
Quebec	411	354
Atlantic	100	103

The following table present the demographic distribution of respondents according to gender, age and language (mother tongue) for Canada before weighting.

	Unweighted	Weighted
Gender	1,520	1,520
Male	746	741
Female	774	779
Age	1,520	1,520
18 to 34	216	396
35 to 54	475	493
55+	829	632
Language (Mother tongue)	1,520	1,520
English	1,025	1,102
French	370	303
Other	125	115

Our services

Leger

Marketing research and polling

Customer Experience (CX)

Strategic and operational customer experience consulting services

Leger Analytics (LEA)

Data modelling and analysis

Leger Opinion (LEO)

Panel management

Leger Communities

Online community management

Leger Digital

Digital strategy and user experience

International Research

Worldwide Independent Network (WIN)

300
employees

185
consultants

8
offices

MONTREAL | QUEBEC |
TORONTO | WINNIPEG
EDMONTON | CALGARY |
VANCOUVER | NEW YORK