

Report

Government of British Columbia Report Card

June 2025

DATE 6/12/2025



Methodology

Leger monitors constituents' views of BC government performance, party leadership, and voter intentions to keep a pulse on provincial political sentiment.

Method

Online survey among respondents 18 years of age or who are eligible voters: **n= 1,032**

Respondents were randomly recruited using LEO's online panel.

Weighting

Results were weighted according to **age, gender, region,** and **education** in order to ensure a representative sample of the British Columbia population.

When

Data collection from **May 23-25, 2025.**

Where available, results are compared to previous waves of research.

Rounded data

The numbers presented have been rounded up. However, the numbers before rounding were used to calculate the sums presented and might therefore not correspond to the manual addition of these numbers.

Margin of error

For comparison purposes, a probability sample of this size yields a margin of error no greater than **±3.04%**, (19 times out of 20)

Significant differences

Data in bold **red** characters indicate a significantly lower proportion than that of other respondents. Conversely, data in bold **green** characters indicate a significantly higher proportion than that of other respondents.

Questions

Have questions about the data presented in this report? Please contact Steve Mossop, Executive Vice-President, Western Canada at the following e-mail address: smossop@leger360.com

Notes

A more detailed methodology is presented in the Appendix.

The latest Leger polling data indicates that the **BC NDP's lead over the Conservative Party of BC has widened considerably (6%)** since election night in the fall (2%) with the **NDP sitting at 45% voting intention** among decided voters while the **Conservatives trail with 39%**. Voting intention has held relatively consistent among different demographic groups since January.

BC NDP leader **David Eby's approval rating has increased significantly since the election, reaching a record high 51%**--up at the levels Horgan was for the better part of his tenure. Despite the upward surge in Rustad's popularity up through election night, approval ratings have plateaued, hovering at 35%.

Housing prices/affordability and health care rank as the two most important issues facing BC in May 2025, with each being ranked as most important by just less than a one-in-five share of BC residents. Economy, inflation/rising interest rates, and US tariffs/trade round out the top five most important issues. The importance of inflation/rising interest rates and housing prices have both decreased since their highs of the past several years as both inflation and interest rates have dropped.

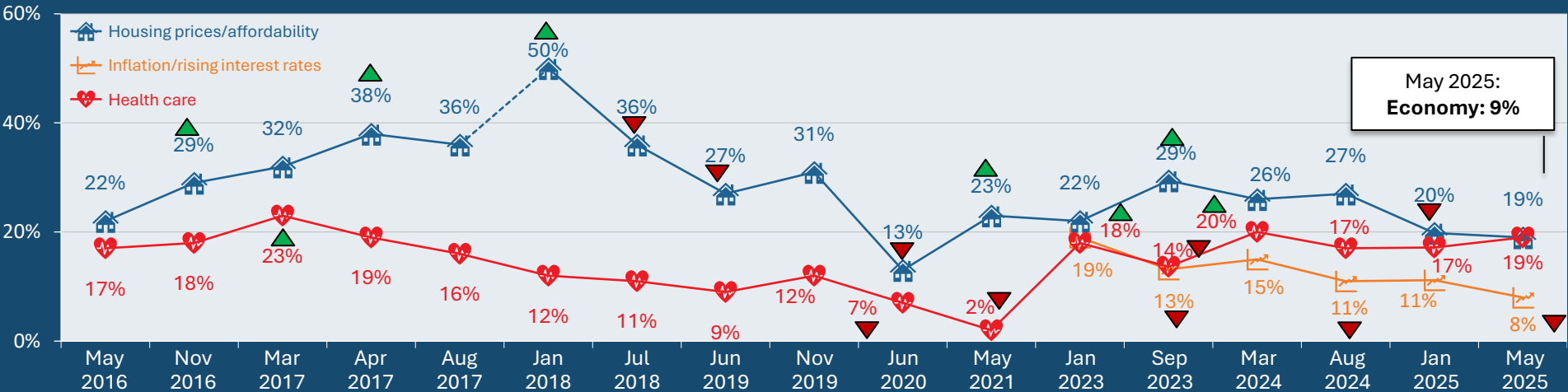
Approval ratings for most issues have remained fairly steady since January 2025, though **ratings for managing relations with the federal government and preparing for US tariffs/sanctions have increased significantly** over this period. Managing relations with the federal government, preparing for US tariffs/sanctions, and reconciliation with Indigenous people are the issues with the highest approval ratings; while homelessness, housing prices, and poverty have the lowest approval. Disapproval ratings for taxes have increased since January 2025.

47% of BC residents believe that the province is on the wrong track, down significantly from January 2025. The proportion who believe the province is headed in the right direction is up over the same period (38% → 43%).

Most Important Issue Facing BC

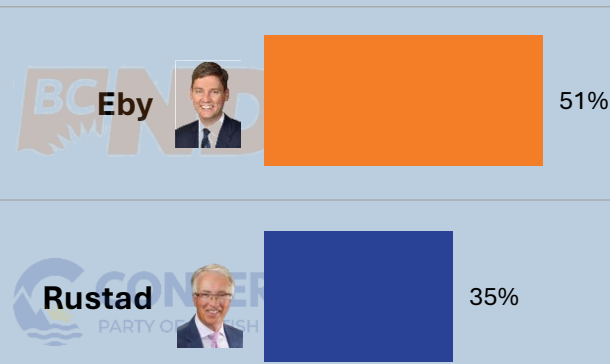
Housing prices/affordability and health care are tied for the most important issue among BC residents in May 2025.

Significantly fewer BC residents chose inflation/rising interest rates as the most important issue in BC in May 2025, and it has moved to fourth place behind the economy for this wave.



Leader Approval Ratings

Public approval for BC NDP leader David Eby and Conservative Party leader John Rustad has held relatively stable since January 2025, with Rustad's approval holding consistent and Eby experiencing small directional increases.



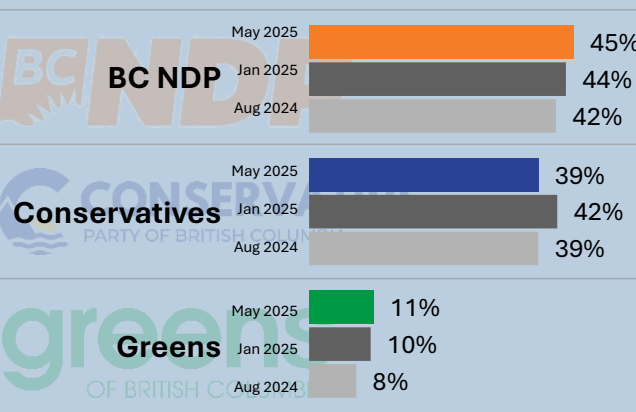
Approval Ratings of Current Government on Key Issues

The NDP government's handling of various issues has received mixed reviews, with no single issue rated higher than Premier Eby's 51% approval.



BC Voting Intentions

Voting intentions in May 2025 remain relatively consistent with January 2025, though the NDP lead has grown slightly due to directional changes in voting intention for both parties.



NOTE: BC United was removed for the January 2025 wave onward due to party being suspended. Greens not included in May 2025 wave leader approval due to vacant leadership.

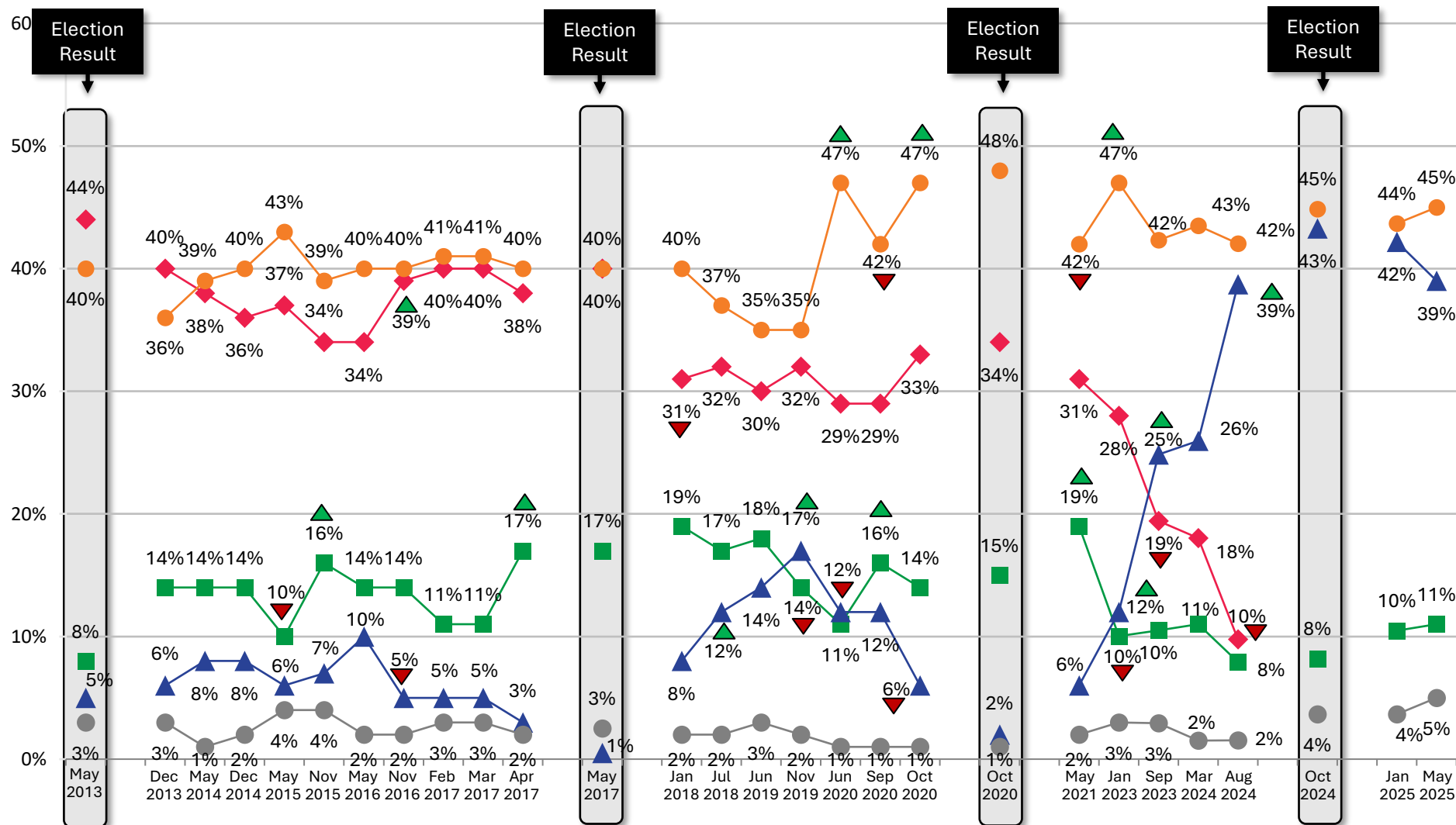
▲ Statistically significantly higher than previous wave.
▼ Statistically significantly lower than previous wave.



Detailed Findings

PROVINCIAL VOTING INTENTIONS

(Among Decided Voters)



The BC NDP retains its lead over the Conservative Party of BC.

The gap widened between the top two parties as the Conservative Party saw a directional decrease of 3pp.

The BC Green Party remained relatively consistent with voting intentions reported in January 2025.

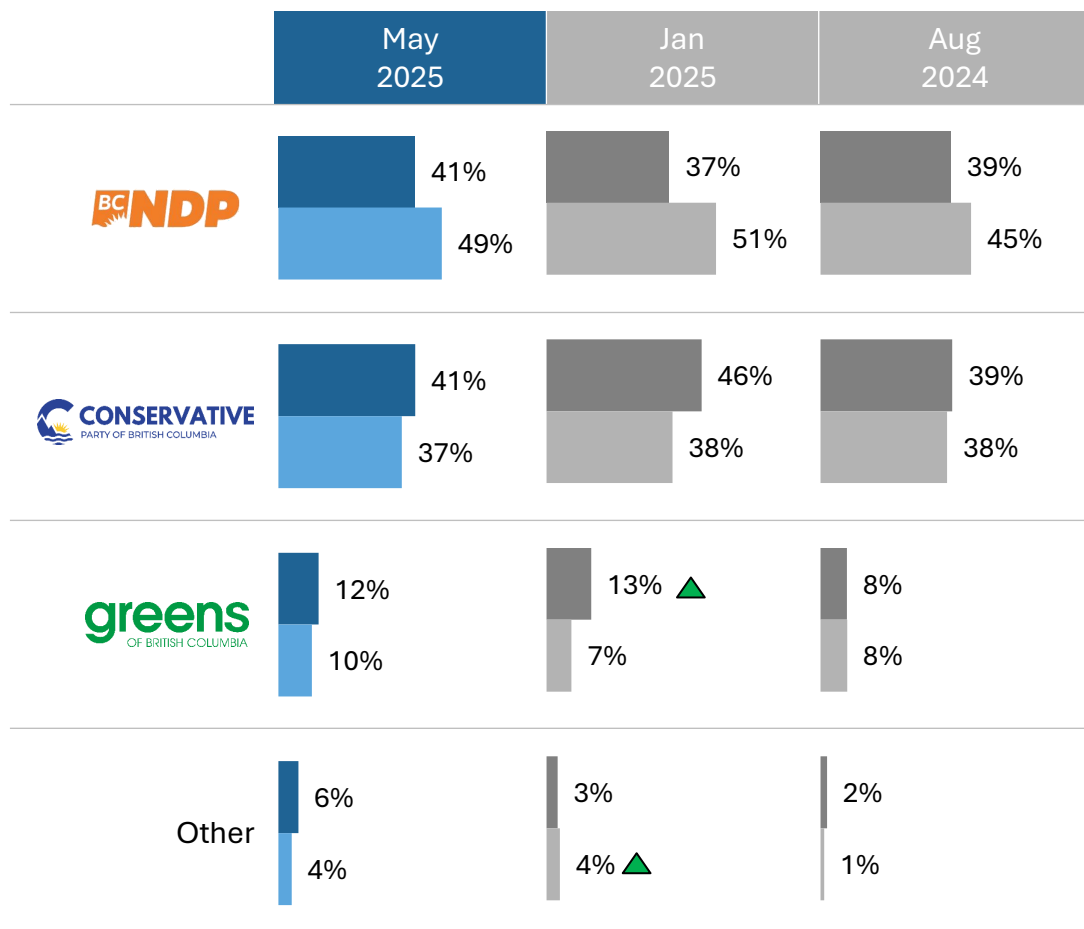


*NOTE: BC United was removed for the January 2025 wave onward due to party being suspended
If a BC Provincial election were held here in BC tomorrow, which party's candidate would you vote for?
Base: Decided voters (Weighted: n= 866 ; Unweighted: n= 876)

▲ Statistically significantly higher than previous wave.
▼ Statistically significantly lower than previous wave.

PROVINCIAL VOTING INTENTIONS x

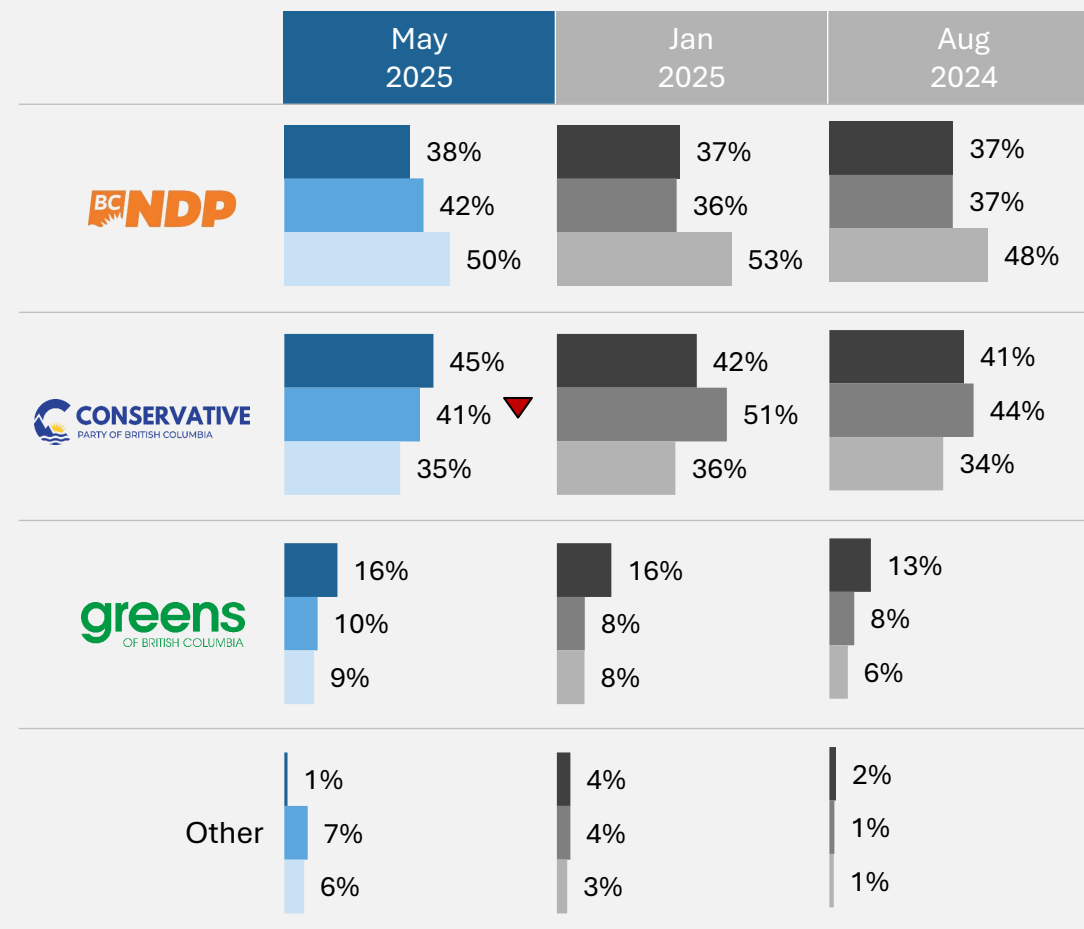
GENDER (Among Decided Voters)



■ Men
■ Women

PROVINCIAL VOTING INTENTIONS x

AGE (Among Decided Voters)

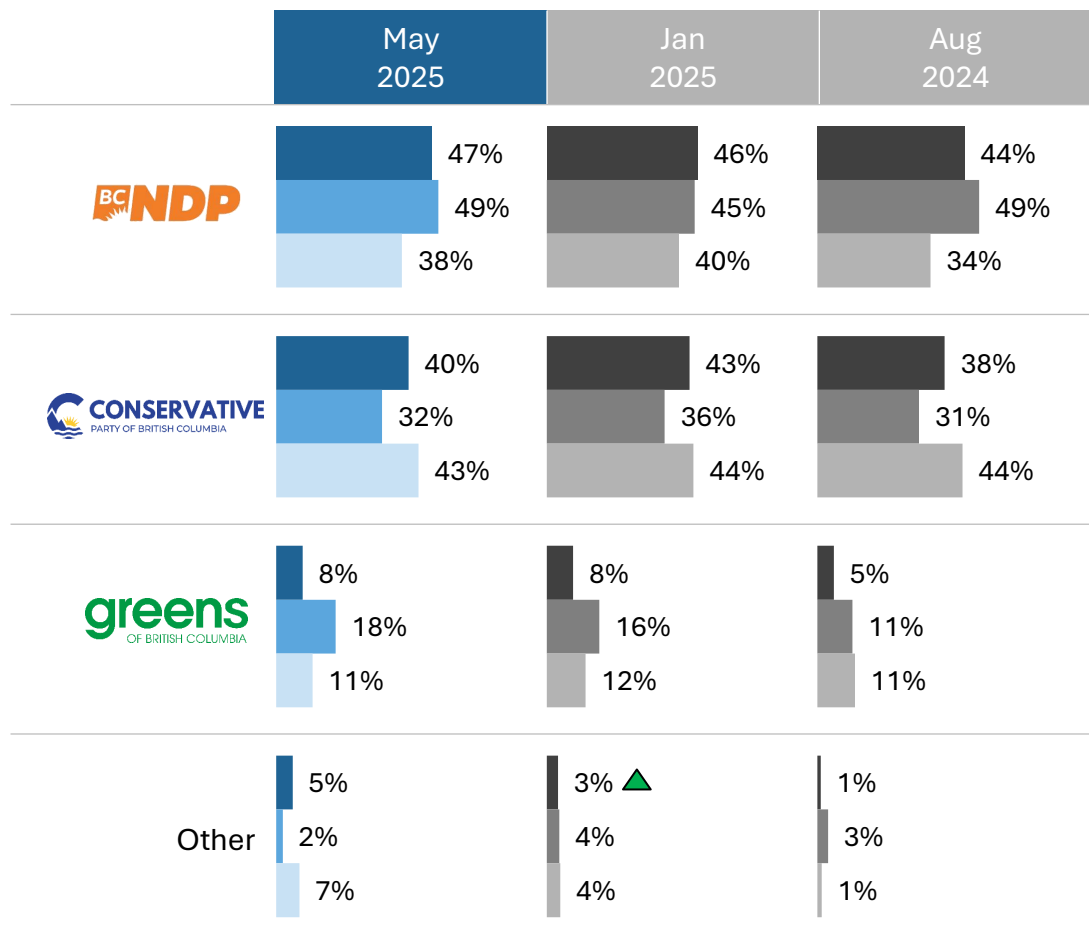


■ 18-34
■ 35-54
■ 55+

▲ Statistically significantly higher than previous wave.
▼ Statistically significantly lower than previous wave.

NOTE: BC United was removed for the January 2025 wave onward due to party being suspended
If a BC Provincial election were held here in BC tomorrow, which party's candidate would you vote for?
Base: Decided voters (Weighted: n= 866 ; Unweighted: n= 876)

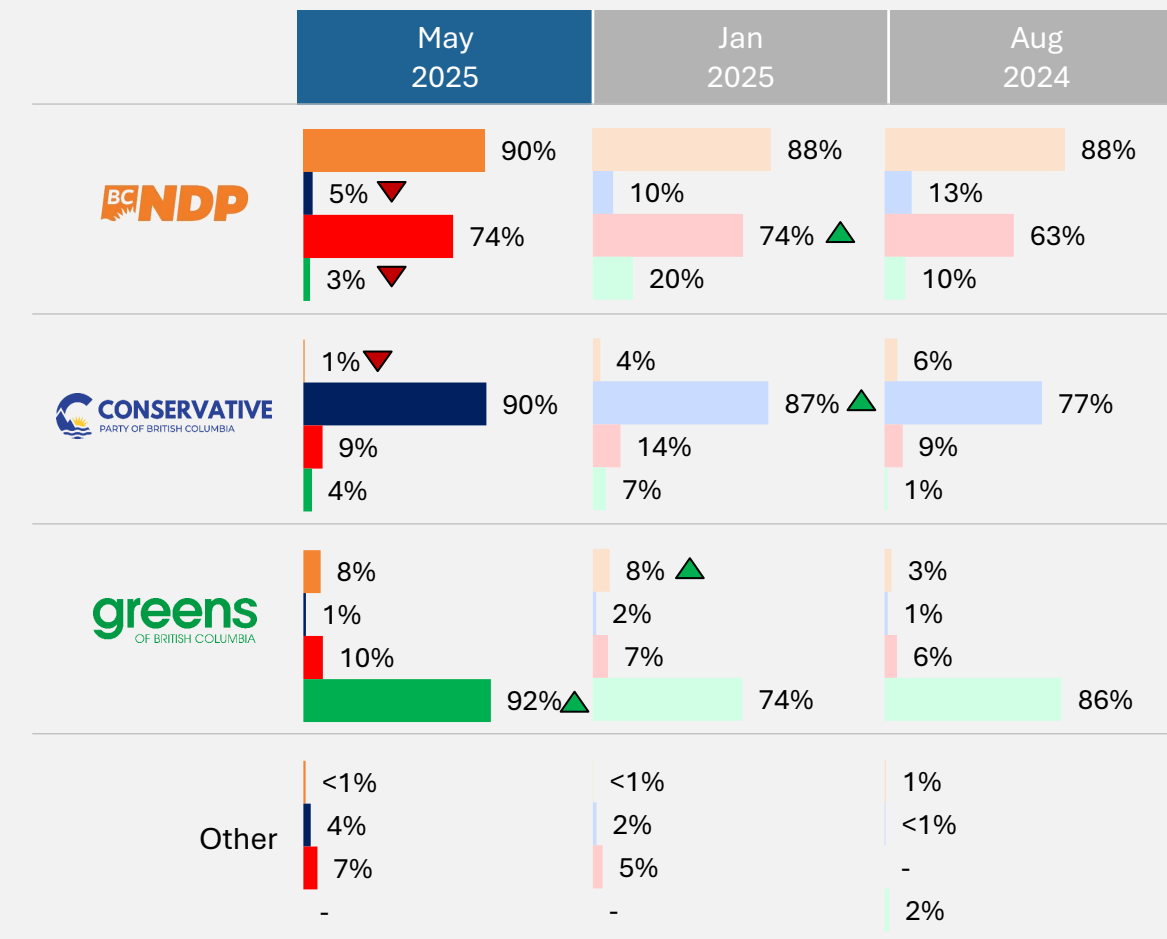
PROVINCIAL VOTING INTENTIONS x REGION *(Among Decided Voters)*



■ Metro Van
■ Van Island
■ Rest of BC

NOTE: BC United was removed for the January 2025 wave onward due to party being suspended
If a BC Provincial election were held here in BC tomorrow, which party's candidate would you vote for?
Base: Decided voters (Weighted: n= 866 ; Unweighted: n= 876)

PROVINCIAL VOTING INTENTIONS x FEDERAL VOTING INTENTIONS *(Among Decided Voters)*



■ NDP
■ Conservative Party
■ Liberal Party
■ Green Party

▲ Statistically significantly higher than previous wave.
▼ Statistically significantly lower than previous wave.

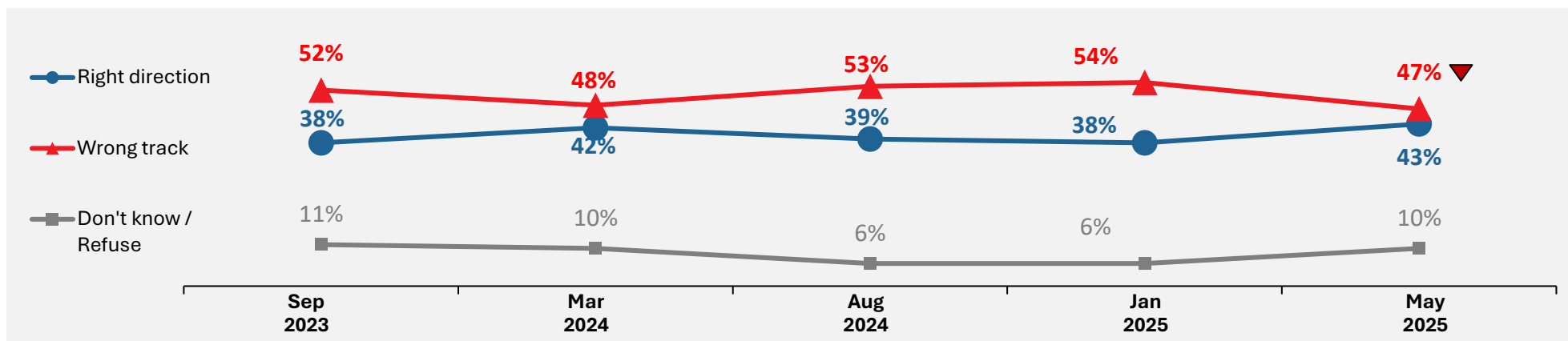
CURRENT TRAJECTORY OF BC



Less than half of BC residents believe that things in the province are off on the wrong track, significantly lower than January 2025.

Men are more likely to feel that things are strongly going in the wrong direction.

Older residents age 55+ are more positive about the direction of the province.



▲ Statistically significantly higher than previous wave.
▼ Statistically significantly lower than previous wave.

	Total	GENDER		AGE			REGION		
		Men	Women	18-34	35-54	55+	Vancouver	Van Isle	Rest of BC
NET Right direction	43%	45%	40%	43%	37%	47%	42%	44%	44%
Strongly right direction	4%	5%	2%	5%	2%	4%	3%	6%	4%
Somewhat right direction	39%	40%	38%	38%	35%	42%	39%	37%	40%
NET Wrong Track	47%	50%	45%	43%	52%	45%	48%	46%	46%
Somewhat wrong track	23%	21%	25%	20%	25%	24%	25%	22%	19%
Strongly wrong track	24%	28%	20%	23%	27%	22%	23%	23%	26%

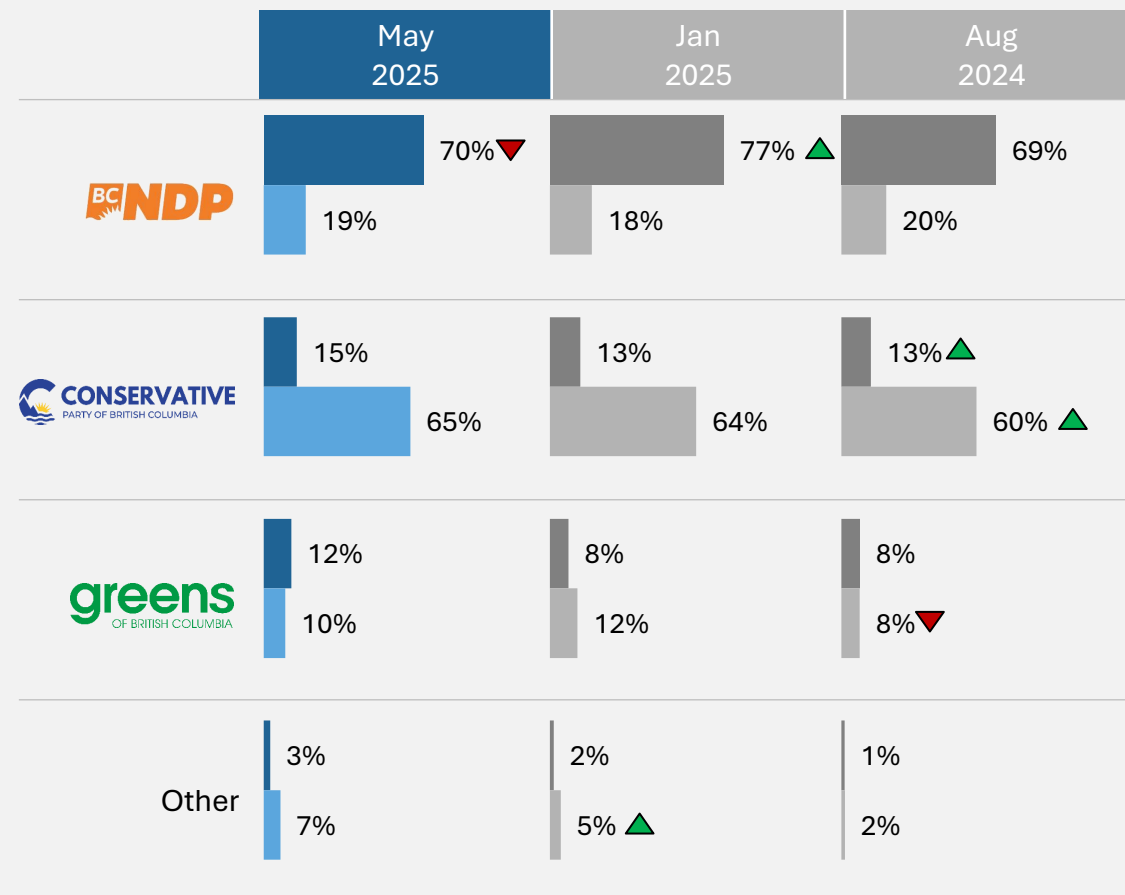
% Statistically significantly higher than comparison group.
% Statistically significantly lower than comparison group.

Taking everything into account how do you feel things are going these days in BC? Are things going in the right direction or are they off on the wrong track?

Base: All respondents (Weighted: n= 1,032 ; Unweighted: n= 1,032)

PROVINCIAL VOTING INTENTIONS x CURRENT TRAJECTORY OF BC

(Among Decided Voters)

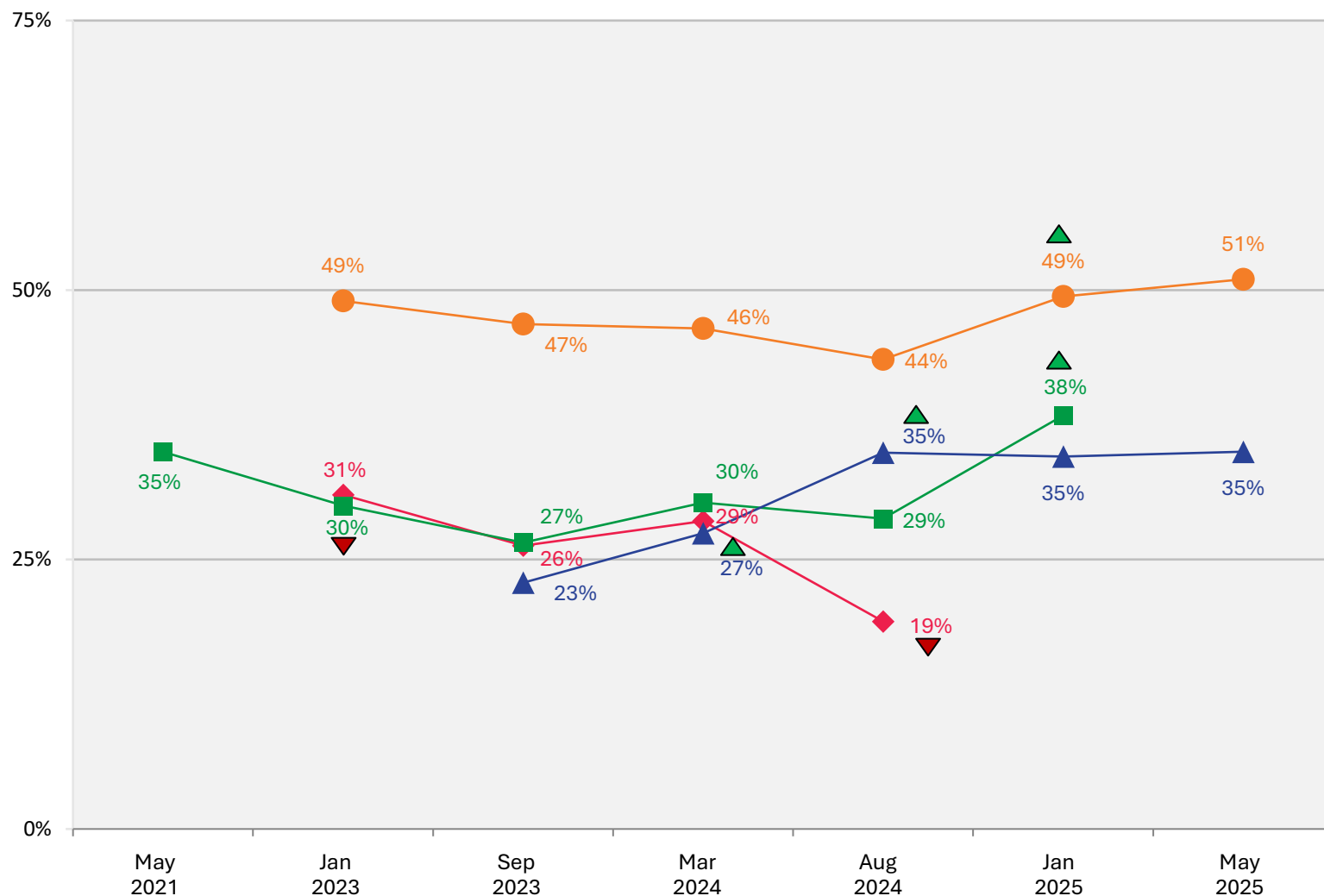


■ BC is going in the right direction
■ BC is off on the wrong track

▲ Statistically significantly higher than previous wave.
▼ Statistically significantly lower than previous wave.


NOTE: BC United was removed for the January 2025 wave onward due to party being suspended
 If a BC Provincial election were held here in BC tomorrow, which party's candidate would you vote for?
 Base: Decided voters (Weighted: n= 866 ; Unweighted: n= 876)

CURRENT LEADER APPROVAL RATING



Public approval for BC NDP leader David Eby and BC Conservative leader John Rustad holds relatively consistent in May 2025.

Eby continues to lead with a 51% approval rating (up 2pp from Jan 2025), while Rustad trails with a 35% rating (no change since Jan 2025).

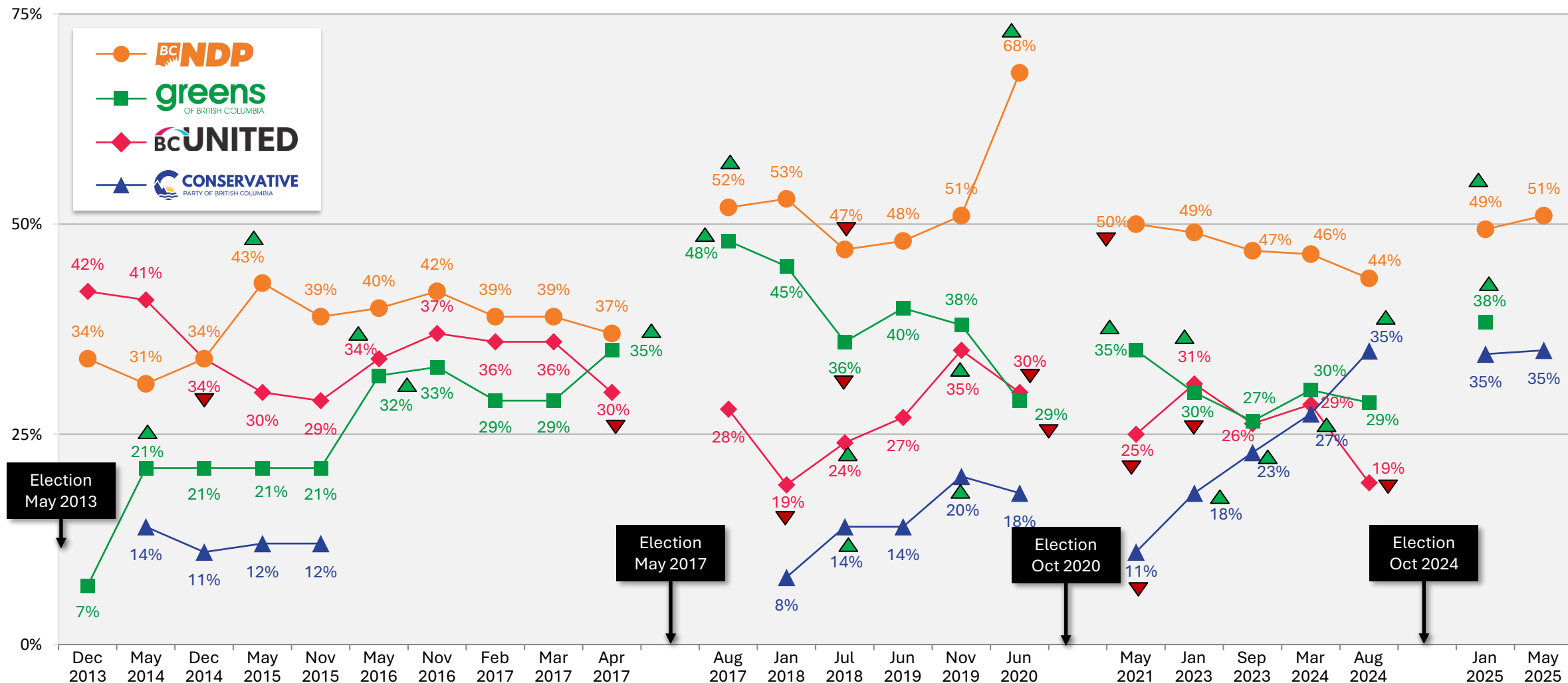


NOTE: BC United was removed for the January 2025 wave onward due to party being suspended. Greens not included in May 2025 wave due to vacant leadership. Thinking of each of the following provincial party leaders, would you say you generally approve or disapprove of the way each has performed in their job? Base: All respondents (Weighted: n= 1,032 ; Unweighted: n= 1,032)

▲ Statistically significantly higher than previous wave.
▼ Statistically significantly lower than previous wave.

LEADER APPROVAL RATING

Longer Term Tracking



NOTE: BC United was removed for the January 2025 wave onward due to party being suspended. Greens not included in May 2025 wave due to vacant leadership. Thinking of each of the following provincial party leaders, would you say you generally approve or disapprove of the way each has performed in their job? Base: All respondents (Weighted: n= 1,032 ; Unweighted: n= 1,032)

▲ Statistically significantly higher than previous wave.
▼ Statistically significantly lower than previous wave.

CHANGE IN OPINION OF LEADERS



Negative public perceptions of Premier David Eby have been trending downwards since August 2024, though worsened opinion continues to greatly outweigh improved opinion.

The proportion of residents with an improved opinion of John Rustad has declined significantly for the second wave, while those with a worsened opinion decreased directionally, resulting in a net change figure consistent with January 2025.



Eby



Rustad



	May 2025	Jan 2025	Aug 2024	Mar 2024		May 2025	Jan 2025	Aug 2024	Mar 2024
Improved	12%	11%	12%	16%		9%	12%	18%	13%
Worsened	24%	25%	27%	27%		23%	27%	20%	21%
NET Change	-12	-14	-15	-11		-14	-15	-2	-8

% Statistically significantly higher than previous wave.

% Statistically significantly lower than previous wave.

NOTE: BC United was removed for the January 2025 wave onward due to party being suspended. Greens not included in May 2025 wave due to vacant leadership.
Over the past six months, has your opinion of each of the following leaders improved, stayed the same, or worsened?
Base: All respondents (Weighted: n= 1,032 ; Unweighted: n= 1,032)

CHANGE IN OPINION OF LEADERS

Longer Term Tracking of Parties

BC NDP

	Jun 2025	Jan 2025	Aug 2024	Mar 2024	Sep 2023	Jan 2023	May 2021	Jun 2020	Nov 2019	Jul 2019	Jul 2018	Jan 2018	Apr 2017	Nov 2016	May 2016	Nov 2015	May 2015	Dec 2014
Improved	12%	11%	12%	16%	14%	20%	16%	42%	17%	18%	18%	21%	16%	10%	10%	12%	15%	10%
Worsened	24%	25%	27%	27%	21%	18%	40%	10%	21%	30%	34%	23%	16%	14%	12%	10%	8%	12%
NET Change	-12	-14	-15	-11	-7	+2	-24	+32	-4	-12	-16	-2	-	-4	-2	+2	+7	-2

BC CONSERVATIVE
PARTY OF BRITISH COLUMBIA

	Jun 2025	Jan 2025	Aug 2024	Mar 2024	Sep 2023	Jan 2023	May 2021	Jun 2020	Nov 2019	Jul 2019	Jul 2018	Jan 2018	Apr 2017	Nov 2016	May 2016	Nov 2015	May 2015	Dec 2014
Improved	9%	12%	18%	13%	10%	4%	2%	4%	6%	4%	3%	2%	n/a	n/a	n/a	3%	3%	2%
Worsened	23%	27%	20%	21%	12%	14%	11%	14%	13%	10%	10%	7%	n/a	n/a	n/a	10%	11%	10%
NET Change	-14	-15	-2	-8	-2	-10	-9	-10	-7	-6	-7	-5	n/a	n/a	n/a	-7	-8	-8

% Statistically significantly higher than previous wave.

% Statistically significantly lower than previous wave.











NOTE: BC United was removed for the January 2025 wave onward due to party being suspended. Greens not included in May 2025 wave due to vacant leadership.
Over the past six months, has your opinion of each of the following leaders improved, stayed the same, or worsened?
Base: All respondents (Weighted: n= 1,032 ; Unweighted: n= 1,032)










BC ISSUES – MOST IMPORTANT: AIDED – TRACKER

Housing affordability and health care are the most important issues in BC in June 2025, with housing affordability's importance continuing to trend downwards.

Interest and inflation concerns experienced a significant decrease while concerns about the economy and US tariffs and trade sanctions remained steady compared to January 2025.

Crime/public safety and poverty concerns increased in importance this wave.

	Jun 2025	Jan 2025	Aug 2024	Mar 2024	Sep 2023
 Housing prices/ Affordability	19%	20%	27%	26%	29%
 Health care	19%	17%	17%	20%	14%
 Economy	9%	10%	8%	6%	6%
 Inflation/rising interest rates	8%	11%	11%	15%	13%
 USA Tariffs/Trade – Sanctions /Trump	8%	7%	n/a	n/a	n/a
 Crime / public safety	7%	4%	5%	4%	5%
 Taxes	4%	6%	6%	5%	3%
 Environment / climate change	4%	5%	5%	5%	8%
 Poverty	4%	2%	3%	3%	3%
 Homelessness	3%	5%	3%	4%	4%

	Jun 2025	Jan 2025	Aug 2024	Mar 2024	Sep 2023
 Opioid/ drug overdose/ poisoning crisis	3%	3%	4%	4%	4%
 Jobs / unemployment	3%	3%	3%	3%	1%
 Education	1%	1%	1%	1%	1%
 Wildfires	1%	1%	2%	1%	4%
 Energy/ pipelines	1%	1%	<1%	<1%	<1%
 Transportation	1%	<1%	1%	<1%	1%
 Logging/ forestry practices	<1%	<1%	<1%	<1%	<1%
 Systemic Racism	<1%	1%	<1%	<1%	<1%
 Provincial Nationalism / Separatism*	<1%	n/a	n/a	n/a	n/a
Other	2%	1%	1%	1%	2%

*New option in June 2025.

In your view, what is the most important issue facing British Columbia today?

Base: All respondents (Weighted: n= 1,032 ; Unweighted: n= 1,032) . 'Not sure' (1%) responses not shown.

% Statistically significantly higher than previous wave.

% Statistically significantly lower than previous wave.

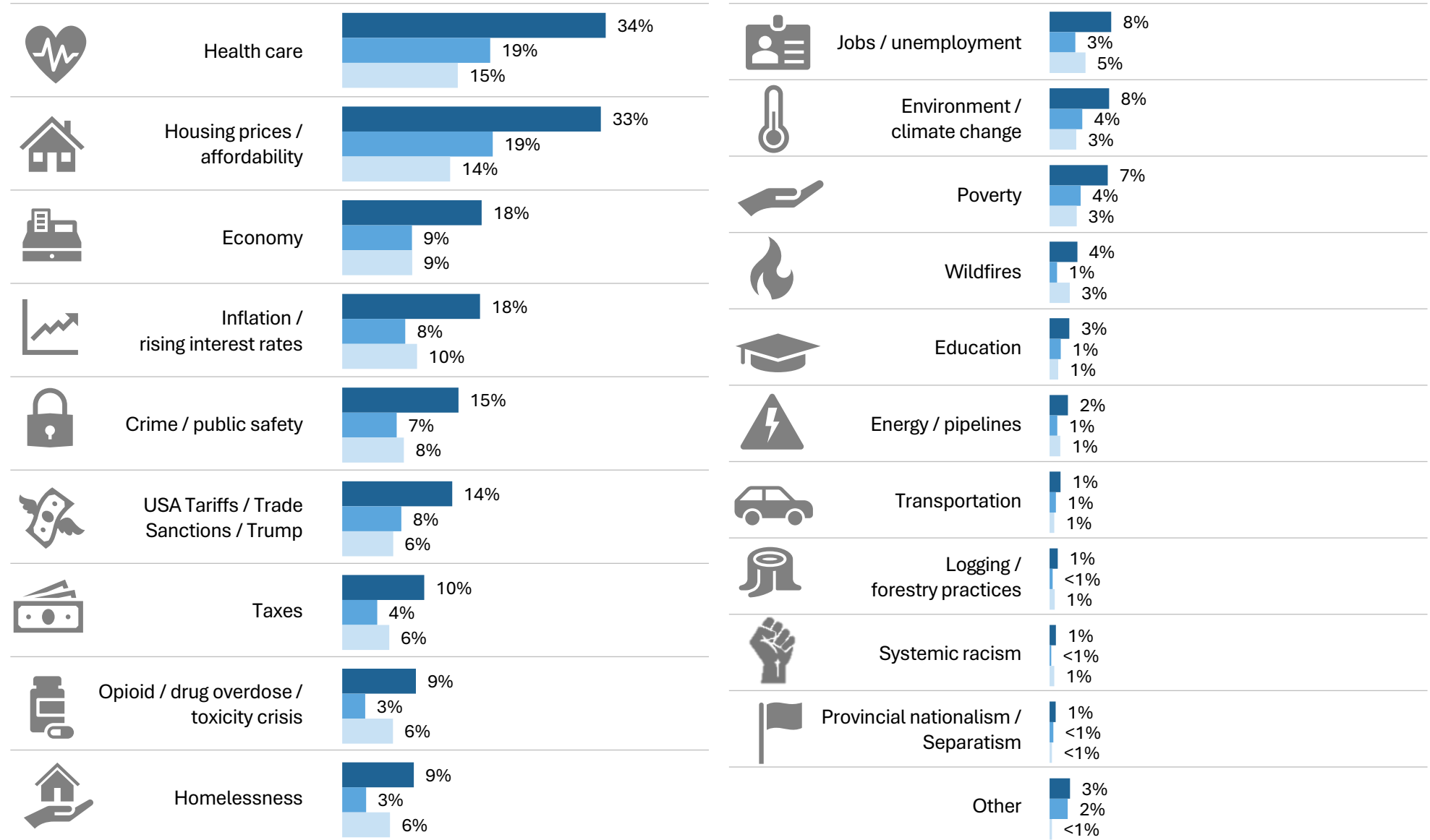
BC ISSUES – TOTAL IMPORTANCE: AIDED









Health Care moved slightly ahead of housing affordability to become the most critical issue overall in BC; both have around one-third of residents considering it a top-two concern for the province.







Almost one-fifth name inflation and rising interest rates and the economy among their top-two concerns.

■ NET Important
■ Most important
■ Second most important















TOP 6 BC ISSUES – TOP 2 MOST IMPORTANT: AIDED (May 2025)

	AGE	18-34	35-54	55+
 Health care		23%	30%	42%
 Housing prices / affordability		36%	39%	27%
 Economy		12%	22%	18%
 Inflation / rising interest rates		21%	21%	13%
 Crime / public safety		15%	13%	16%
 USA Tariffs / Trade Sanctions / Trump		6%	11%	21%

	PROVINCIAL VOTING INTENT	NDP	Green	Conservative
 Health care		41%	37%	26%
 Housing prices / affordability		37%	19%	30%
 Economy		14%	13%	23%
 Inflation / rising interest rates		15%	18%	19%
 Crime / public safety		11%	<1%	22%
 USA Tariffs / Trade Sanctions / Trump		22%	18%	7%

TOP 6 BC ISSUES – MOST IMPORTANT: AIDED (May 2025)

	AGE	18-34	35-54	55+
 Housing prices / affordability		20%	24%	15%
 Health care		9%	16%	27%
 Economy		6%	11%	9%
 Inflation / rising interest rates		11%	9%	5%
 USA Tariffs / Trade Sanctions / Trump		6%	4%	12%
 Crime / public safety		9%	5%	7%

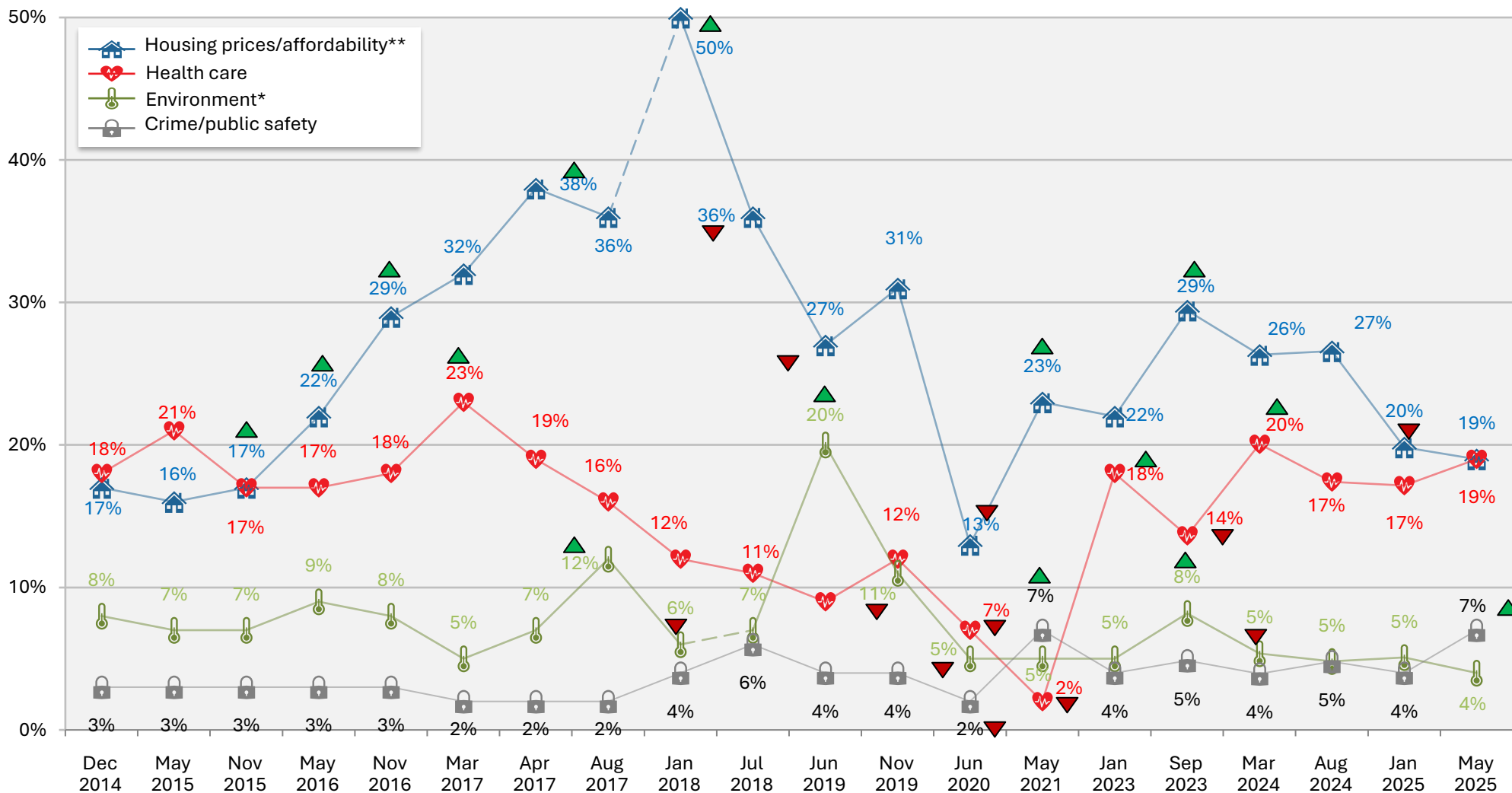
	PROVINCIAL VOTING INTENT	NDP	Green	Conservative
 Housing prices / affordability		21%	14%	17%
 Health care		22%	19%	15%
 Economy		6%	6%	13%
 Inflation / rising interest rates		6%	13%	9%
 USA Tariffs / Trade Sanctions / Trump		13%	8%	3%
 Crime / public safety		6%	<1%	10%

BC ISSUES – MOST IMPORTANT: AIDED

Longer Term Tracking

For the first time since November 2015, housing is joined by health care as the top issue.

Concern for crime and public safety has significantly increased in May 2025.



*Wording change from environment in 2018 to environment/climate change in 2019.

** Wording change from housing/ poverty/ homelessness to housing prices/affordability in July 2018.

In your view, what is the most important issue facing British Columbia today?

Base: All respondents (Weighted: n= 1,032 ; Unweighted: n= 1,032)

▲ Statistically significantly higher than previous wave.

▼ Statistically significantly lower than previous wave.

APPROVAL RATING OF CURRENT GOVERNMENT ON ISSUES

Approval of Eby's BC NDP government's performance in managing relations with the federal government and preparing for US tariffs/trade sanctions increased significantly in May 2025.

BC residents continue to believe the government is doing a good job at reconciliation with Indigenous peoples/First Nations.

Approval Rate



	May 2025	Jan 2025	Aug 2024	Mar 2024	Sep 2023
Managing relations with the Federal Government	50%	45%	39%	46%	38%
Preparing for USA tariffs / trade sanctions^	48%	31%	n/a	n/a	n/a
Reconciliation with Indigenous Peoples / First Nations	47%	47%	42%	47%	47%
Preparation for wildfire evacuations	43%	n/a	n/a	n/a	n/a
Transportation & roads	42%	45%	39%	41%	42%
Relations between provincial and municipal governments in BC	41%	41%	36%	41%	38%
Environment / climate change	41%	40%	37%	38%	34%
Education	37%	40%	40%	38%	39%
Provincial nationalism / Separatism	40%	n/a	n/a	n/a	n/a
Managing BC's crown corporations	37%	35%	35%	36%	29%
Energy / pipelines	36%	35%	35%	32%	31%
Handling on labour negotiations & disputes with industry unions	35%	32%	36%	38%	n/a

Disapproval Rate



	May 2025	Jan 2025	Aug 2024	Mar 2024	Sep 2023
	27%	28%	31%	28%	24%
	31%	32%	n/a	n/a	n/a
	24%	25%	25%	20%	20%
	29%	25%	29%	n/a	n/a
	38%	35%	39%	33%	32%
	30%	29%	33%	28%	25%
	32%	33%	34%	31%	36%
	38%	37%	38%	36%	32%
	26%	n/a	n/a	n/a	n/a
	39%	42%	39%	36%	32%
	36%	36%	36%	36%	35%
	35%	36%	31%	28%	n/a

Do you think David Eby and the BC NDP have done a good job or a bad job handling each of the following issues?

Base: All respondents (Weighted: n= 1,032; Unweighted: n= 1,032)













*Wording change from "handling relations with" to "reconciliation with" in Jan 2023. **Wording only includes "& roads" in Sep 2023 and Aug 2024

% Statistically significantly higher than previous wave.

% Statistically significantly lower than previous wave.

APPROVAL RATING OF CURRENT GOVERNMENT ON ISSUES (cont.)

Approval Rate

	May 2025	Jan 2025	Aug 2024	Mar 2024	Sep 2023
 Economy	35%	31%	32%	35%	33%
 Jobs / unemployment	34%	33%	33%	38%	36%
 Systemic racism	32%	34%	34%	34%	32%
 Taxes	32%	28%	25%	26%	26%
 Logging / forestry practices	32%	31%	31%	31%	29%
 Health care system	31%	29%	27%	29%	28%
 Government spending / Provincial budget	31%	27%	30%	30%	n/a
 Crime / public safety	28%	26%	27%	29%	24%
 Opioid / drug overdose / toxicity crisis	22%	19%	18%	22%	19%
 Poverty	21%	20%	19%	20%	17%
 Housing prices / affordability	19%	20%	19%	21%	14%
 Homelessness	17%	20%	16%	18%	16%

Disapproval Rate

	May 2025	Jan 2025	Aug 2024	Mar 2024	Sep 2023
	47%	50%	49%	44%	44%
	42%	44%	43%	36%	37%
	28%	27%	29%	27%	27%
	47%	53%	53%	51%	49%
	31%	34%	35%	31%	35%
	53%	57%	59%	54%	54%
	47%	50%	45%	37%	n/a
	56%	56%	56%	47%	54%
	60%	63%	63%	55%	58%
	57%	58%	60%	55%	57%
	64%	65%	65%	61%	69%
	66%	63%	66%	61%	65%

In May 2025, BC residents are less likely to disapprove of how the BC NDP government handles taxes.

Poverty, housing prices/affordability, and the opioid/drug overdose/toxicity crisis are the issues where the current BC NDP government receives the lowest approval ratings.

Do you think David Eby and the BC NDP have done a good job or a bad job handling each of the following issues?

Base: All respondents (Weighted: n= 1,032; Unweighted: n= 1,032)

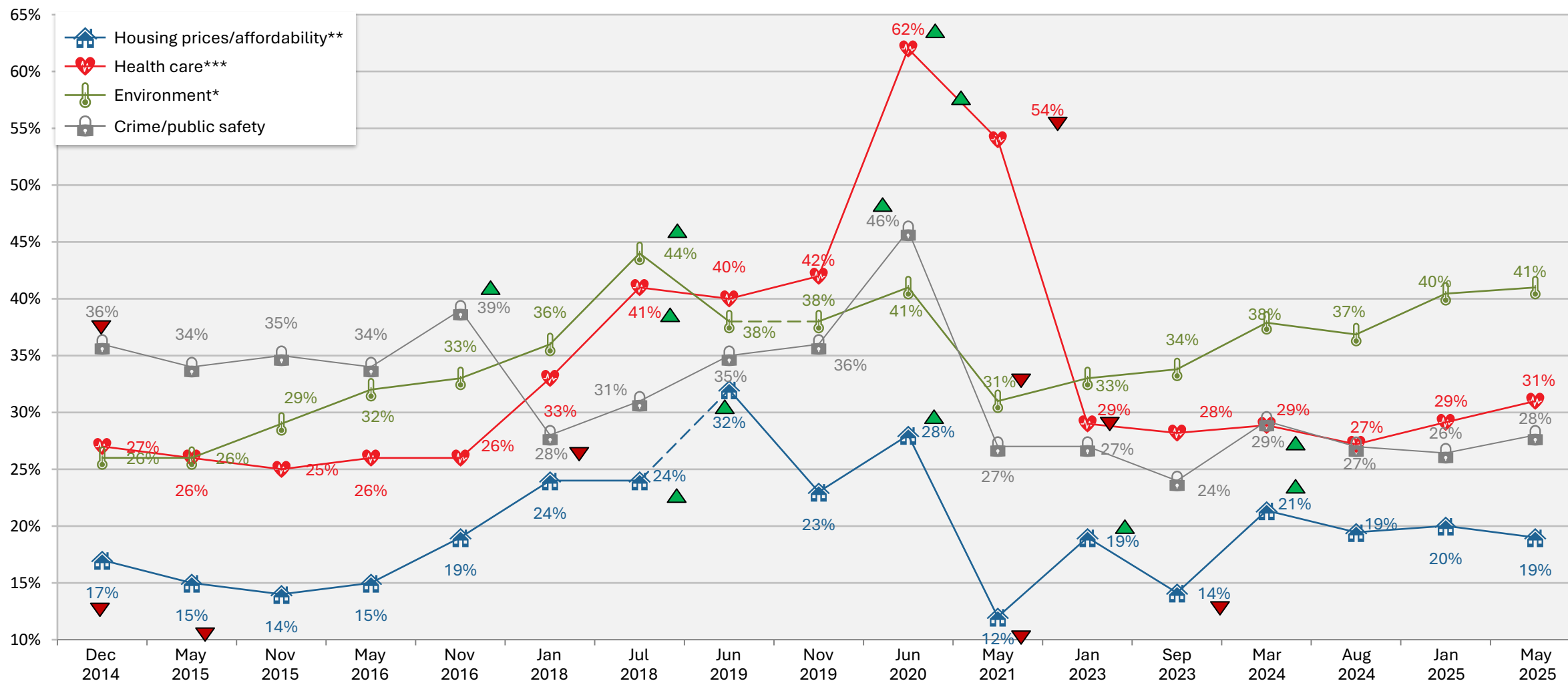
^ New option in Jan 2025 *Wording change from "racism" to "systemic racism" in Jan 2023. **Wording change from "Health care" to "Health care system" in Sep 2023

% Statistically significantly higher than previous wave.

% Statistically significantly lower than previous wave.

APPROVAL RATING OF CURRENT GOVERNMENT ON KEY ISSUES

Longer Term Tracking



*Wording change from environment in 2018 to environment/climate change in 2019.

** Wording change from housing/ poverty/ homelessness to housing prices/affordability in July 2018.

***Wording change from health care to health care system in Sep 2023.

Do you think David Eby and the BC NDP have done a good job or a bad job handling each of the following issues?

Base: All respondents (Weighted: n= 1,032; Unweighted: n= 1,032)

DETAILED METHODOLOGY



WEIGHTED AND UNWEIGHTED SAMPLE

The following tables present the demographic distribution of respondents according to gender, region, age, and voting intention (among decided voters) before and after weighting.

		WEIGHTED	UNWEIGHTED
Gender		1,032	1,032
	Men	503	502
	Women	529	530
Region			
	Metro Vancouver	547	498
	Vancouver Island	173	209
	Rest of BC	312	325
Age			
	18 – 34	262	191
	35 – 54	326	320
	55+	443	521
Voting Intention		866	876
	BC NDP	388	442
	BC Green Party	94	86
	Conservative Party of BC	340	307

About Leger



Our Credentials



Canada

Leger is a member of the [Canadian Research Insights Council \(CRIC\)](#), the industry association for the market/survey/insights research industry.



Europe

Leger is a member of [ESOMAR](#) (European Society for Opinion and Market Research), the global association of opinion polls and marketing research professionals.



America

Leger is also a member of the [Insights Association](#), the American Association of Marketing Research Analytics.



International

Leger is a member of the [Worldwide Independent Network of Market Research \(WIN\)](#), a global alliance of leading independent market research and polling firms that collaborate to share expertise, methodologies, and insights across diverse markets.

Our services

Leger
Marketing research and polling

Customer Experience (CX)
Strategic and operational customer experience consulting services

Leger Analytics (LEA)
Data modelling and analysis

Leger Opinion (LEO)
Panel management

Leger Communities
Online community management

Leger Digital
Digital strategy and user experience

International Research
Worldwide Independent Network (WIN)

300
employees

185
consultants

8
offices

MONTREAL | QUEBEC |
TORONTO | WINNIPEG
EDMONTON | CALGARY |
VANCOUVER | NEW YORK



Data-driven intelligence for a changing world.

leger360.com