

Crossing the Floor in the House of Commons

Survey of Canadians

January 26, 2026



Methodology

This week, we surveyed Canadians on politics, government performance, and key national issues.

Method

Online survey among respondents 18 years of age or older.
(Canadian sample: **n= 1,611**)

Respondents had the option of completing the survey in French and English and were randomly recruited using LEO's online panel.

Weighting

Results were weighted according to **age, gender, mother tongue, region, education and presence of children in the household** in order to ensure a representative sample of the Canadian population.

When

Data collection from **January 23 to January 26, 2026**.

Margin of error

For comparison purposes, a probability sample of this size yields a margin of error no greater than **±2.44%**, (19 times out of 20) for the sample.

Significant differences

Data in bold **red** characters indicate a significantly lower proportion than that of other respondents. Conversely, data in bold **green** characters indicate a significantly higher proportion than that of other respondents.

Rounded data

The numbers presented have been rounded up. However, the numbers before rounding were used to calculate the sums presented and might therefore not correspond to the manual addition of these numbers.

Questions

Have questions about the data presented in this report? Please contact one of the following people:

Sebastien Dallaire (sdallaire@leger360.com)
Executive Vice-President, Eastern Canada

Andrew Enns (aenns@leger360.com)
Executive Vice-President, Central Canada

Jennifer McLeod Macey (jmcleodmacey@leger360.com)
Senior Vice-President Central Canada






Steve Mossop (smossop@leger360.com)
Executive Vice-President, Western Canada

Notes




A more detailed methodology is presented in the Appendix.

The **Most Accurate** Polling Firm in Canada



CANADA 2025

	LEGER POLL Published on April 26, 2025	OFFICIALS RESULTS 2025 Canada Federal Election
	43%	43.7%
	39%	41.3%
	8%	6.3%
	6%	6.3%
	2%	1.2%

BRITISH COLUMBIA 2024

	LEGER POLL Published on October 18, 2024	OFFICIALS RESULTS 2024 British Columbia Provincial Election
	46%	45%
	42%	43%
	9%	8%
Others	3%	4%

UNITED STATES 2024

	LEGER POLL Published on November 4, 2024	OFFICIALS RESULTS 2024 United States Presidential Election
	49%	50%
	49%	48%
Others	2%	2%

Key Highlights

Some of **the key highlights** of our survey...

Attitudes Toward Floor Crossing and Its Legitimacy

- Canadians remain divided on whether MPs should be allowed to cross the floor (42% yes, 38% no). Support is notably stronger among younger Canadians aged 18–34 (48%) and among Liberal (62%) and NDP (61%) voters. At the same time, a plurality believe MPs should be required to run in a by-election if they change parties (38%), a view driven largely by Conservative voters (53%). By contrast, allowing MPs to switch parties with no conditions resonates more with Liberals (31%).

How Canadians Interpret MPs' Motivations

- When it comes to intent, more Canadians believe MPs cross the floor for personal career advancement (42%) rather than out of principle (37%). This interpretation is especially pronounced among Conservatives (64%). In contrast, Liberal (56%) are more inclined to see floor crossing as rooted in personal convictions.
- This pattern extends to how specific justifications are evaluated. Personal or moral differences (62%) and policy disagreements (61%) are broadly viewed as strong reasons for crossing the floor, particularly among Liberal (78%, 77%) and NDP (79%, 81%) voters. Nevertheless, when asked to identify the primary driver for MPs when switching parties, Canadians most often point to personal ambition (40%), especially Conservatives (63%) and Bloc voters (61%). Liberals (38%) and New Democrats (39%), meanwhile, are more likely to attribute floor crossing to weaknesses in the party being left.

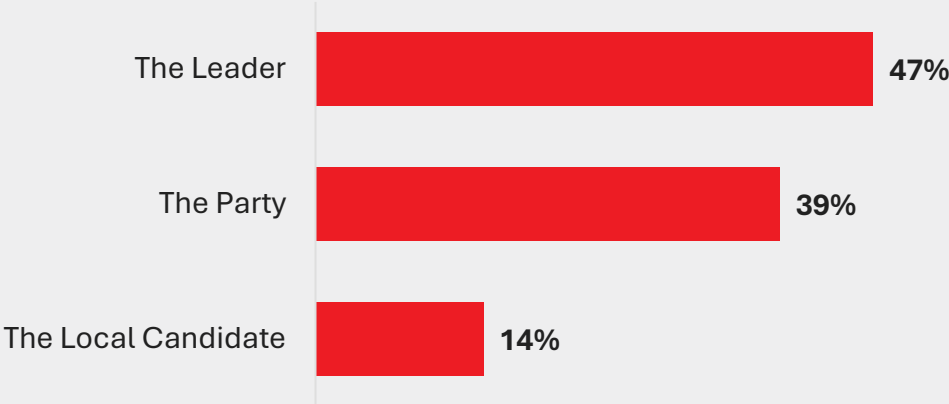
Electoral Consequences and Party Behaviour

- Floor Crossing is not without electoral risk. Half of Canadians say they would be less likely to vote for an MP who switched parties (50%), a reaction that intensifies among Conservatives (68%) and Bloc (66%) voters and Canadians aged 55 and over (56%). Beyond individual MPs, party behaviour itself draws scrutiny. A strong majority oppose parties offering incentives to encourage MPs to switch (67%), with resistance particularly high among Conservative (79%) and Bloc voters (80%).
- However, a majority (81%) believe MPs should be legally required to disclose any inducements received when crossing the floor, with especially strong support among Conservatives (89%), and older Canadians (55+: 87%).
- Most Canadians view the Liberal government's recent efforts to gain a majority through floor crossings as unethical (51%). This judgment is most pronounced among Conservative (82%) and Bloc voters (68%), while Liberals (46%), are comparatively more likely to view the practice as ethical.

Detailed Results

Key Factors Influencing Vote Choice in Federal Elections






Q1. In federal general elections which of the factors listed below usually have the biggest influence on how you vote in your electoral district?
 Base: All respondents (n=1,611)



	Total CANADA	ATL	QC	ON	MB/SK	AB	BC	Male	Female	18-34	35-54	55+
Weighted n=	1,610	110	374	628	103	171	224	793	817	413	521	676
Unweighted n=	1,611	119	421	615	133	149	174	834	777	403	476	732
The Leader	47%	53%	36%	53%	45%	46%	47%	46%	48%	42%	48%	49%
The Party	39%	28%	46%	36%	44%	45%	35%	41%	37%	43%	39%	36%
The Local Candidate	14%	19%	18%	12%	10%	9%	18%	13%	15%	15%	13%	14%

Key Factors Influencing Vote Choice in Federal Elections – *By Voting Intentions*

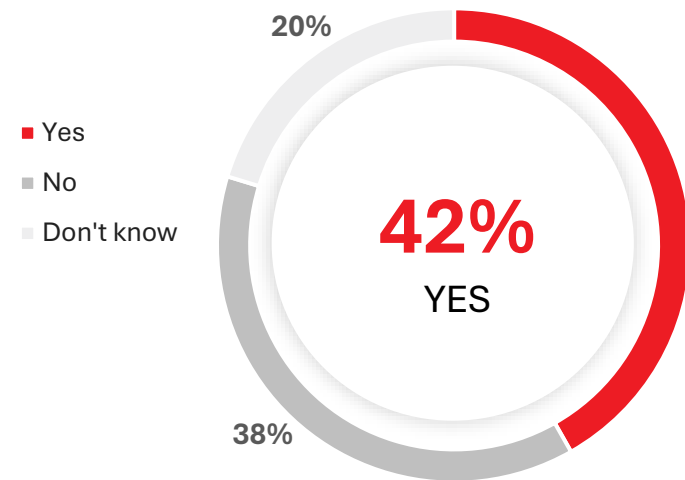
Q1. In federal general elections which of the factors listed below usually have the biggest influence on how you vote in your electoral district?
 Base: All respondents (n=1,611)

						
	Total Canada	LPC	CPC	BQ	NDP	GPC
Weighted n=	1,610	645	523	79	66	31
Unweighted n=	1,611	727	398	94	101	32
The Leader	47%	63%	37%	20%	30%	38%
The Party	39%	27%	53%	66%	58%	32%
The Local Candidate	14%	10%	10%	14%	12%	29%

Support for Allowing Members of Parliament to Change Party Affiliation During Their Term

Q2. Occasionally, Members of Parliament (MPs) who have been elected as representatives of one Party decide, for different reasons, to change the Party they wish to be associated with. This is often referred to as ‘crossing the floor’. Do you feel this should be allowed in our parliamentary system?

Base: All respondents (n=1,611)








	Total CANADA	ATL	QC	ON	MB/SK	AB	BC	Male	Female	18-34	35-54	55+
Weighted n=	1,610	110	374	628	103	171	224	793	817	413	521	676
Unweighted n=	1,611	119	421	615	133	149	174	834	777	403	476	732
Yes	42%	44%	37%	45%	46%	33%	44%	42%	41%	48%	39%	40%
No	38%	36%	39%	35%	35%	53%	36%	43%	33%	30%	34%	46%
Don't know	20%	20%	25%	20%	19%	14%	20%	15%	25%	22%	27%	14%

Support for Allowing Members of Parliament to Change Party Affiliation During Their Term – *By Voting Intentions*

Q2. Occasionally, Members of Parliament (MPs) who have been elected as representatives of one Party decide, for different reasons, to change the Party they wish to be associated with. This is often referred to as ‘crossing the floor’. Do you feel this should be allowed in our parliamentary system?

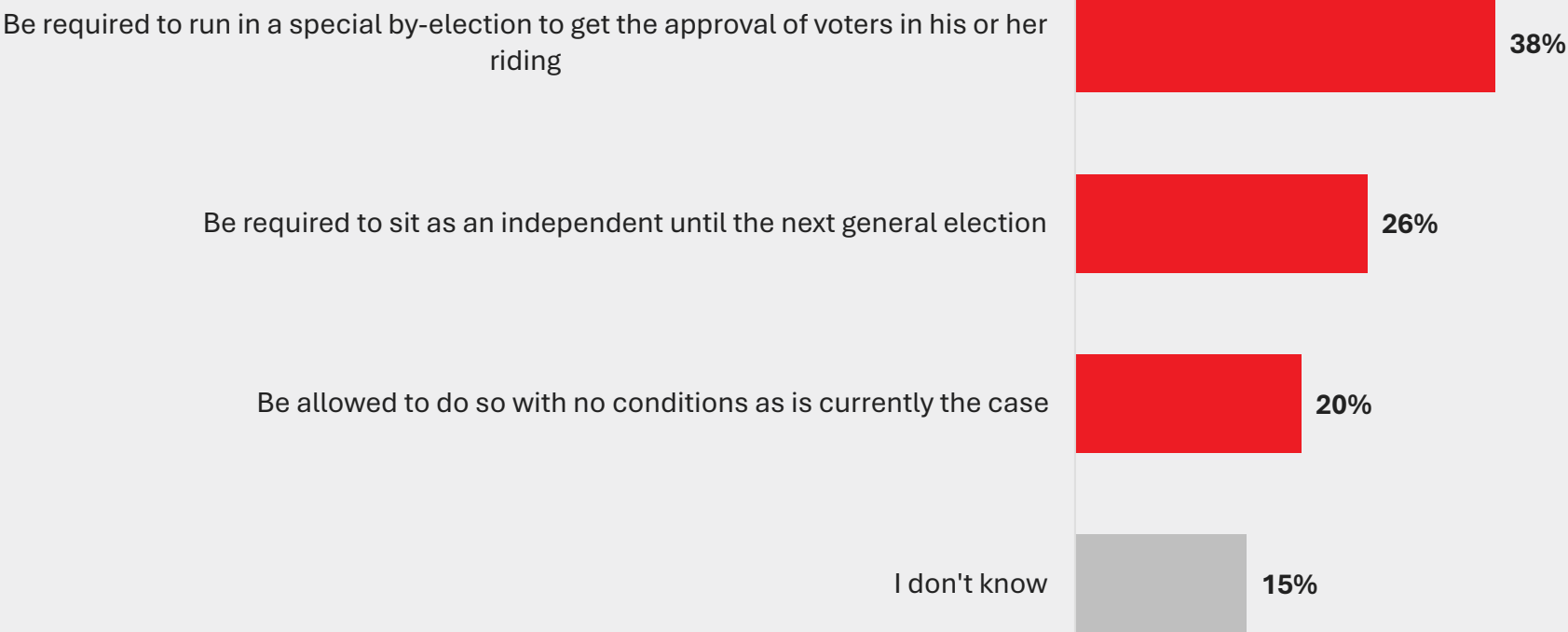
Base: All respondents (n=1,611)

						
	Total Canada	LPC	CPC	BQ	NDP	GPC
Weighted n=	1,610	645	523	79	66	31
Unweighted n=	1,611	727	398	94	101	32
Yes	42%	62%	22%	33%	61%	58%
No	38%	21%	63%	54%	23%	19%
Not sure	20%	17%	15%	13%	17%	23%

Preferred Process When a Member of Parliament Changes Party Affiliation (1/2)

Q3. If an MP wishes to switch to a different Party should the individual...

Base: All respondents (n=1,611)



Preferred Process When a Member of Parliament Changes Party Affiliation (2/2)

Q3. If an MP wishes to switch to a different Party should the individual...






Base: All respondents (n=1,611)

	Total CANADA	ATL	QC	ON	MB/SK	AB	BC	Male	Female	18-34	35-54	55+
Weighted n=	1,610	110	374	628	103	171	224	793	817	413	521	676
Unweighted n=	1,611	119	421	615	133	149	174	834	777	403	476	732
Be required to run in a special by-election to get the approval of voters in his or her riding	38%	44%	33%	36%	45%	43%	42%	38%	37%	36%	38%	39%
Be required to sit as an independent until the next general election	26%	26%	34%	24%	24%	26%	20%	26%	27%	25%	27%	27%
Be allowed to do so with no conditions as is currently the case	20%	21%	17%	23%	13%	17%	23%	22%	18%	20%	18%	22%
I don't know	15%	9%	16%	17%	19%	13%	15%	13%	17%	20%	18%	11%

Preferred Process When a Member of Parliament Changes Party Affiliation – *By Voting Intentions*

Q3. If an MP wishes to switch to a different Party should the individual...

Base: All respondents (n=1,611)

						
	Total Canada	LPC	CPC	BQ	NDP	GPC
Weighted n=	1,610	645	523	79	66	31
Unweighted n=	1,611	727	398	94	101	32
Be required to run in a special by-election to get the approval of voters in his or her riding	38%	31%	53%	41%	32%	22%
Be required to sit as an independent until the next general election	26%	25%	29%	37%	23%	27%
Be allowed to do so with no conditions as is currently the case	20%	31%	10%	12%	31%	37%
I don't know	15%	13%	8%	10%	13%	15%

Perceived Motivations Behind MPs Crossing the Floor

Q4. When an MP crosses the floor to join another Party, do you think this action is usually primarily motivated by...

Base: All respondents (n=1,611)








	Total CANADA	ATL	QC	ON	MB/SK	AB	BC	Male	Female	18-34	35-54	55+
Weighted n=	1,610	110	374	628	103	171	224	793	817	413	521	676
Unweighted n=	1,611	119	421	615	133	149	174	834	777	403	476	732
By an individual's personal desire to advance his political career	42%	38%	43%	40%	42%	55%	37%	47%	37%	40%	43%	42%
By an individual's core principles and personal convictions	37%	38%	36%	39%	40%	29%	42%	35%	40%	39%	33%	40%
I don't know	21%	23%	21%	22%	18%	17%	21%	18%	23%	21%	24%	18%

Perceived Motivations Behind MPs Crossing the Floor – *By Voting Intentions*

Q4. When an MP crosses the floor to join another Party, do you think this action is usually primarily motivated by...

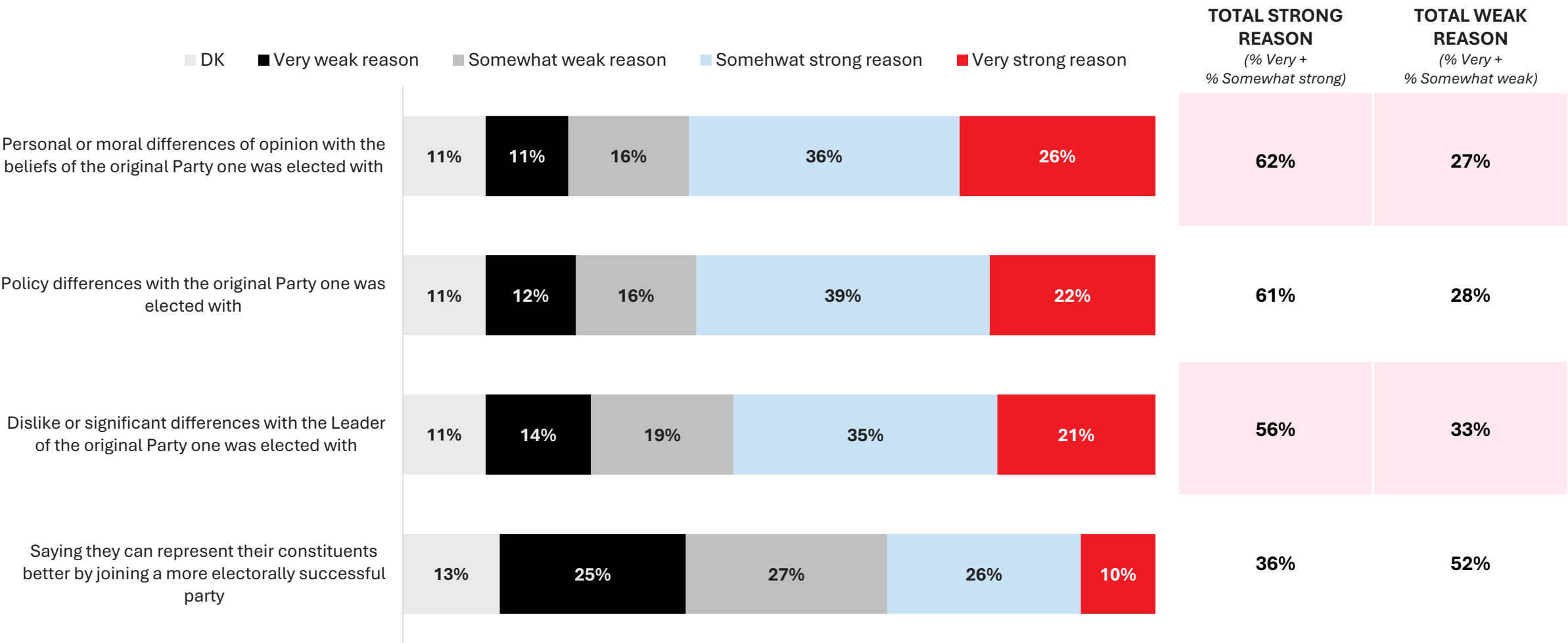
Base: All respondents (n=1,611)

						
	Total Canada	LPC	CPC	BQ	NDP	GPC
Weighted n=	1,610	645	523	79	66	31
Unweighted n=	1,611	727	398	94	101	32
By an individual’s personal desire to advance his political career	42%	29%	64%	51%	23%	40%
By an individual’s core principles and personal convictions	37%	56%	20%	31%	48%	52%
I don't know	21%	15%	16%	19%	29%	8%

Perceived Strength of Reasons Given by MPs for Switching Political Parties (1/2)

Q5. MPs claim to have different reasons for crossing the floor to serve with a different Party from the one they were elected to represent. For each of the reasons provided below please indicate whether you feel this is a strong or weak reason for crossing the floor.

Base: All respondents (n=1,611)



Perceived Strength of Reasons Given by MPs for Switching Political Parties (2/2)

Q5. MPs claim to have different reasons for crossing the floor to serve with a different Party from the one they were elected to represent. For each of the reasons provided below please indicate whether you feel this is a strong or weak reason for crossing the floor.






Base: All respondents (n=1,611)

% STRONG REASON	Total CANADA	ATL	QC	ON	MB/SK	AB	BC	Male	Female	18-34	35-54	55+
Weighted n=	1,610	110	374	628	103	171	224	793	817	413	521	676
Unweighted n=	1,611	119	421	615	133	149	174	834	777	403	476	732
Personal or moral differences of opinion with the beliefs of the original Party one was elected with	62%	64%	70%	61%	57%	51%	63%	59%	65%	66%	63%	59%
Policy differences with the original Party one was elected with	61%	65%	65%	61%	52%	54%	59%	57%	64%	60%	62%	60%
Dislike or significant differences with the Leader of the original Party one was elected with	56%	57%	61%	53%	47%	52%	58%	54%	58%	59%	56%	54%
Saying they can represent their constituents better by joining a more electorally successful party	36%	34%	33%	38%	37%	30%	38%	37%	34%	46%	35%	30%

Perceived Strength of Reasons Given by MPs for Switching Political Parties – *By Voting Intentions*

Q5. MPs claim to have different reasons for crossing the floor to serve with a different Party from the one they were elected to represent. For each of the reasons provided below please indicate whether you feel this is a strong or weak reason for crossing the floor.

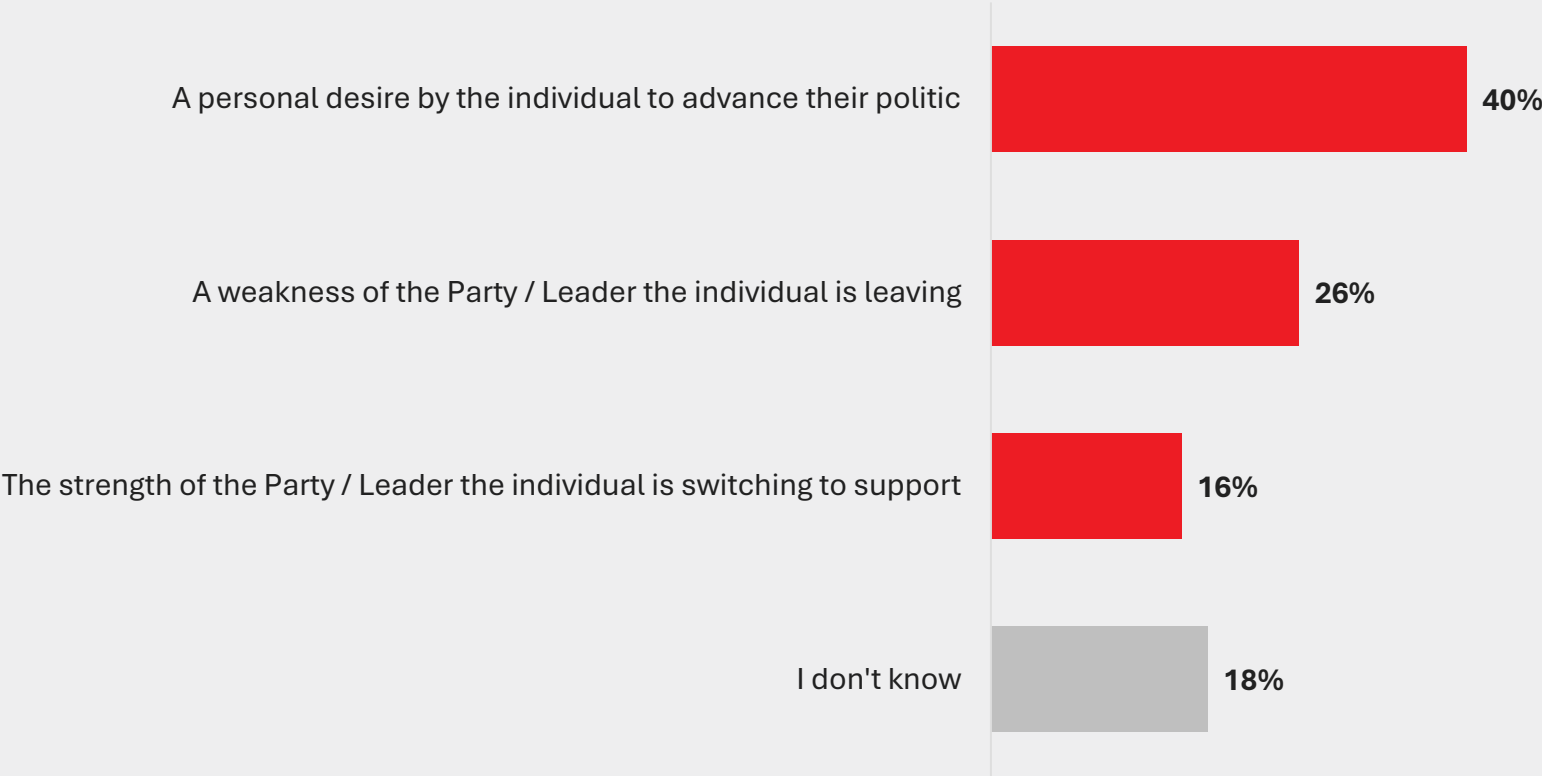
Base: All respondents (n=1,611)

						
% <i>STRONG REASON</i>	Total Canada	LPC	CPC	BQ	NDP	GPC
<i>Weighted n=</i>	1,610	645	523	79	66	31
<i>Unweighted n=</i>	1,611	727	398	94	101	32
Personal or moral differences of opinion with the beliefs of the original Party one was elected with	62%	78%	48%	74%	79%	75%
Policy differences with the original Party one was elected with	61%	77%	44%	72%	81%	59%
Dislike or significant differences with the Leader of the original Party one was elected with	56%	71%	41%	68%	68%	58%
Saying they can represent their constituents better by joining a more electorally successful party	36%	48%	25%	26%	41%	67%

Perceived Motivations for Crossing the Floor (1/2)

Q10. When an MP decides to switch Parties and cross the floor to another Party do you feel this is primarily because of....

Base: All respondents (n=1,611)



Perceived Motivations for Crossing the Floor (1/2)

Q10. When an MP decides to switch Parties and cross the floor to another Party do you feel this is primarily because of....






Base: All respondents (n=1,611)

	Total CANADA	ATL	QC	ON	MB/SK	AB	BC	Male	Female	18-34	35-54	55+
Weighted n=	1,610	110	374	628	103	171	224	793	817	413	521	676
Unweighted n=	1,611	119	421	615	133	149	174	834	777	403	476	732
A personal desire by the individual to advance their politic	40%	37%	45%	36%	47%	48%	34%	44%	36%	36%	38%	44%
A weakness of the Party / Leader the individual is leaving	26%	25%	20%	28%	24%	26%	31%	25%	27%	24%	27%	26%
The strength of the Party / Leader the individual is switching to support	16%	19%	18%	15%	13%	14%	18%	16%	16%	21%	15%	14%
I don't know	18%	18%	17%	21%	16%	11%	17%	15%	21%	18%	21%	16%

Perceived Motivations for Crossing the Floor – *By Voting Intentions*

Q10. When an MP decides to switch Parties and cross the floor to another Party do you feel this is primarily because of....

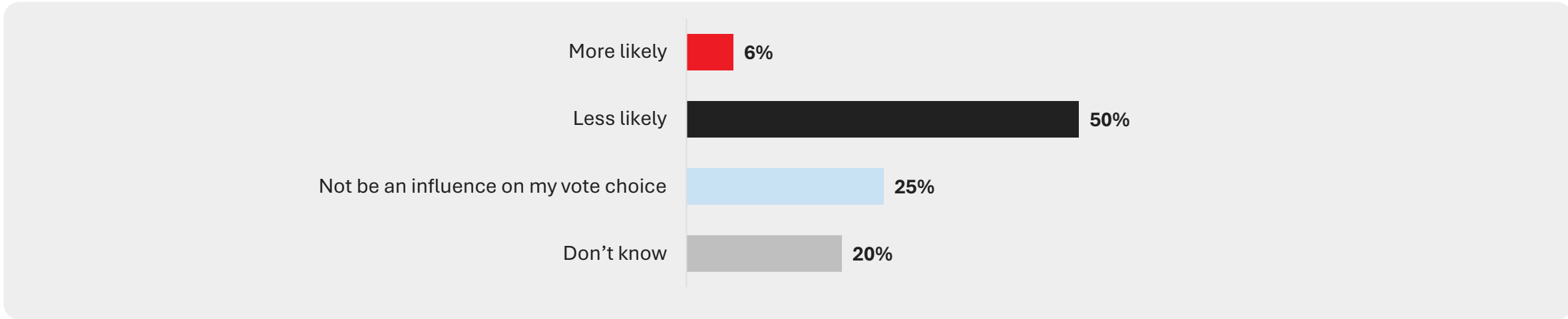
Base: All respondents (n=1,611)

						
	Total Canada	LPC	CPC	BQ	NDP	GPC
Weighted n=	1,610	645	523	79	66	31
Unweighted n=	1,611	727	398	94	101	32
A personal desire by the individual to advance their politic	40%	25%	63%	61%	22%	17%
A weakness of the Party / Leader the individual is leaving	26%	38%	14%	20%	39%	37%
The strength of the Party / Leader the individual is switching to support	16%	23%	11%	8%	20%	33%
I don't know	18%	14%	12%	10%	19%	12%

Impact of Floor Crossing on Future Voting Intentions

Q6. If a Member of Parliament (MP) that you had voted for were to cross the floor to another Party in the House of Commons, would you be more likely or less likely to vote for this person when the next election occurs?

Base: All respondents (n=1,611)








	Total CANADA	ATL	QC	ON	MB/SK	AB	BC	Male	Female	18-34	35-54	55+
Weighted n=	1,610	110	374	628	103	171	224	793	817	413	521	676
Unweighted n=	1,611	119	421	615	133	149	174	834	777	403	476	732
More likely	6%	6%	7%	6%	9%	4%	4%	8%	4%	11%	6%	3%
Less likely	50%	49%	53%	46%	43%	63%	46%	54%	45%	42%	47%	56%
Not be an influence on my vote choice	25%	28%	24%	26%	21%	18%	27%	23%	27%	26%	27%	23%
Don't know	20%	17%	17%	21%	28%	14%	23%	15%	24%	21%	20%	18%

Impact of Floor Crossing on Future Voting Intentions – *By Voting Intentions*

Q6. If a Member of Parliament (MP) that you had voted for were to cross the floor to another Party in the House of Commons, would you be more likely or less likely to vote for this person when the next election occurs?

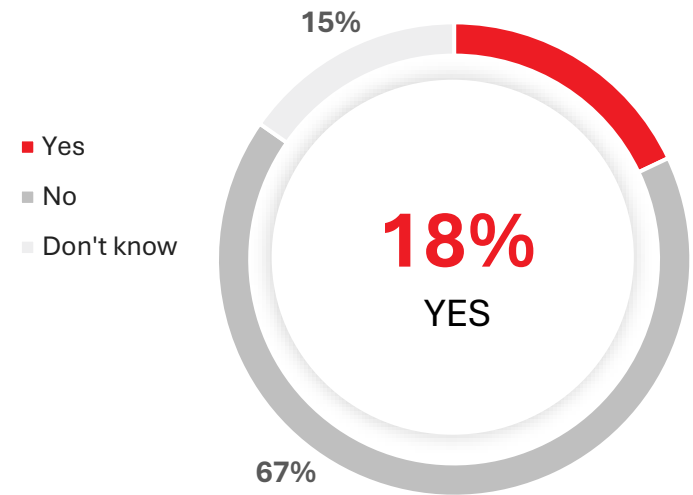
Base: All respondents (n=1,611)

						
	Total Canada	LPC	CPC	BQ	NDP	GPC
Weighted n=	1,610	645	523	79	66	31
Unweighted n=	1,611	727	398	94	101	32
More likely	6%	8%	6%	2%	4%	17%
Less likely	50%	40%	68%	66%	40%	29%
Not be an influence on my vote choice	25%	30%	15%	19%	33%	39%
Don't know	20%	21%	11%	13%	24%	15%

Views on Whether Parties Should Offer Roles or Promotions to Encourage MPs to Switch Parties

Q7. Do you feel that Parties should be allowed to attract or encourage MPs to switch Parties, perhaps with promises of promotions to Cabinet, Committee roles or Critic positions, and increases in pay that come with those roles?

Base: All respondents (n=1,611)








	Total CANADA	ATL	QC	ON	MB/SK	AB	BC	Male	Female	18-34	35-54	55+
Weighted n=	1,610	110	374	628	103	171	224	793	817	413	521	676
Unweighted n=	1,611	119	421	615	133	149	174	834	777	403	476	732
Yes, Parties should be allowed to do this	18%	14%	17%	17%	23%	17%	23%	23%	13%	24%	20%	12%
No, Parties should not be allowed to do this	67%	72%	67%	66%	56%	76%	64%	65%	69%	58%	62%	76%
I don't know	15%	14%	16%	17%	21%	7%	14%	12%	18%	18%	17%	12%

Views on Whether Parties Should Offer Roles or Promotions to Encourage MPs to Switch Parties – By Voting Intentions

Q7. Do you feel that Parties should be allowed to attract or encourage MPs to switch Parties, perhaps with promises of promotions to Cabinet, Committee roles or Critic positions, and increases in pay that come with those roles?

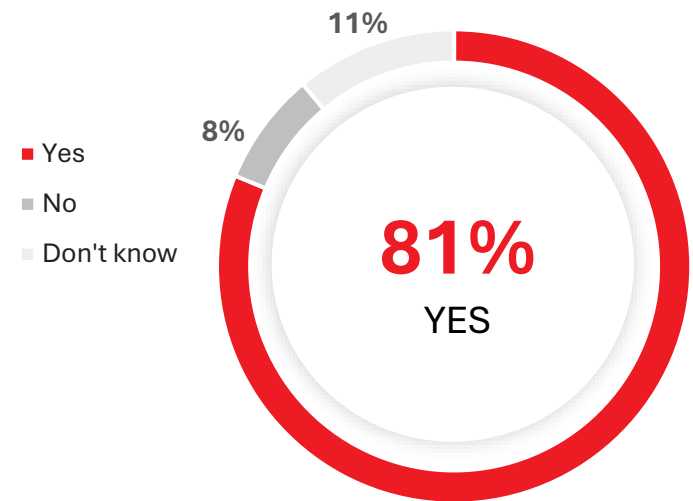
Base: All respondents (n=1,611)

						
	Total Canada	LPC	CPC	BQ	NDP	GPC
Weighted n=	1,610	645	523	79	66	31
Unweighted n=	1,611	727	398	94	101	32
Yes, Parties should be allowed to do this	18%	25%	11%	11%	19%	37%
No, Parties should not be allowed to do this	67%	60%	79%	80%	69%	55%
I don't know	15%	14%	10%	9%	12%	8%

Disclosure of Inducements for Floor Crossing

Q8. Do you think MPs who cross the floor should be required by law to disclose if they were offered any inducements to do so?

Base: All respondents (n=1,611)








	Total CANADA	ATL	QC	ON	MB/SK	AB	BC	Male	Female	18-34	35-54	55+
Weighted n=	1,610	110	374	628	103	171	224	793	817	413	521	676
Unweighted n=	1,611	119	421	615	133	149	174	834	777	403	476	732
Yes	81%	88%	78%	79%	80%	90%	82%	82%	81%	75%	79%	87%
No	8%	5%	10%	8%	6%	6%	8%	8%	7%	12%	7%	6%
Don't know	11%	7%	12%	13%	14%	4%	10%	10%	12%	13%	15%	7%

Disclosure of Inducements for Floor Crossing – *By Voting Intentions*

Q8. Do you think MPs who cross the floor should be required by law to disclose if they were offered any inducements to do so?

Base: All respondents (n=1,611)

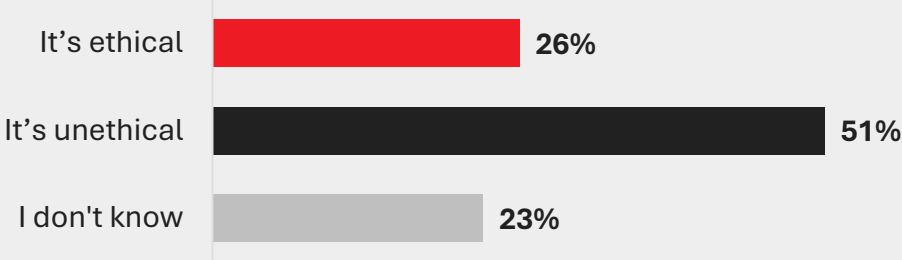
						
	Total Canada	LPC	CPC	BQ	NDP	GPC
Weighted n=	1,610	645	523	79	66	31
Unweighted n=	1,611	727	398	94	101	32
Yes	81%	82%	89%	81%	83%	53%
No	8%	10%	4%	11%	11%	33%
Don't know	11%	9%	7%	8%	6%	15%

Perceived Motivations Behind MPs Crossing the Floor

Q9. In the past several months two Conservative MPs have crossed over to join the Liberal Party in the Commons. It has been widely reported that the Liberals have been actively inviting Conservative MPs to cross the floor as this moves the Liberal government closer to obtaining a majority government.

Do you feel the Liberal government is behaving ethically or unethically by trying to achieve a majority status with floor crossings even though voters did not provide the Liberal government with a majority in the last election this past April?

Base: All respondents (n=1,611)








	Total CANADA	ATL	QC	ON	MB/SK	AB	BC	Male	Female	18-34	35-54	55+
Weighted n=	1,610	110	374	628	103	171	224	793	817	413	521	676
Unweighted n=	1,611	119	421	615	133	149	174	834	777	403	476	732
It's ethical	26%	24%	21%	27%	26%	23%	34%	31%	21%	29%	24%	25%
It's unethical	51%	44%	54%	51%	48%	62%	44%	52%	51%	48%	52%	53%
I don't know	23%	33%	25%	22%	26%	14%	22%	17%	28%	22%	25%	21%

Perceived Motivations Behind MPs Crossing the Floor – *By Voting Intentions*

Q9. In the past several months two Conservative MPs have crossed over to join the Liberal Party in the Commons. It has been widely reported that the Liberals have been actively inviting Conservative MPs to cross the floor as this moves the Liberal government closer to obtaining a majority government.

Do you feel the Liberal government is behaving ethically or unethically by trying to achieve a majority status with floor crossings even though voters did not provide the Liberal government with a majority in the last election this past April?

Base: All respondents (n=1,611)

						
	Total Canada	LPC	CPC	BQ	NDP	GPC
Weighted n=	1,610	645	523	79	66	31
Unweighted n=	1,611	727	398	94	101	32
It's ethical	26%	46%	8%	14%	29%	50%
It's unethical	51%	26%	82%	68%	46%	45%
I don't know	23%	28%	9%	18%	25%	4%

Respondent Profile

Respondent profiles

(Base n=1,611)

The table below presents the Canadian distribution of respondents before weighting.

Gender

	Unweighted	Weighted
Male	850	805
Female	802	847

Language (Mother Tongue)

	Unweighted	Weighted
French	400	326
English	1,093	1,160
Other	158	164

Age

	Unweighted	Weighted
18 to 34	422	439
35 to 54	492	532
55+	738	681

Province

	Unweighted	Weighted
British Columbia	177	230
Alberta	157	183
Manitoba/Saskatchewan	135	105
Ontario	630	640
Quebec	431	382
Atlantic	122	111

Our Credentials



Canada

Leger is a member of the [Canadian Research Insights Council \(CRIC\)](#), the industry association for the market/survey/insights research industry.



Europe

Leger is a member of [ESOMAR](#) (European Society for Opinion and Market Research), the global association of opinion polls and marketing research professionals.



America

Leger is also a member of the [Insights Association](#), the American Association of Marketing Research Analytics.



International

Leger is a member of the [Worldwide Independent Network of Market Research \(WIN\)](#), a global alliance of leading independent market research and polling firms that collaborate to share expertise, methodologies, and insights across diverse markets.

Our services

Leger
Marketing research and polling

Customer Experience (CX)
Strategic and operational customer experience consulting services

Leger Analytics (LEA)
Data modelling and analysis

Leger Opinion (LEO)
Panel management

Leger Communities
Online community management

Leger Digital
Digital strategy and user experience

International Research
Worldwide Independent Network (WIN)

300
employees

185
consultants

8
offices

MONTREAL | QUEBEC |
TORONTO | WINNIPEG
EDMONTON | CALGARY |
VANCOUVER | NEW YORK



Data-driven intelligence for a changing world.

leger360.com