



Report

Views on Energy Expansion and Net- Zero Goals

Survey of Canadians

June 1st, 2026



Methodology

This week, we surveyed Canadians on their views on energy expansion and net-zero goals.

Method

Online survey among respondents 18 years of age or older.
(Canadian sample: **n= 1,532**)

Respondents had the option of completing the survey in French and English and were randomly recruited using LEO's online panel.

Weighting

Results were weighted according to **age, gender, mother tongue, region, education and presence of children in the household** in order to ensure a representative sample of the Canadian population.

When

Data collection from **May 29 to June 1, 2026**.

Margin of error

For comparison purposes, a probability sample of this size yields a margin of error no greater than **±2.50%**, (19 times out of 20) for the sample.

Significant Differences

Data in bold **red** characters indicate a significantly lower proportion than that of other respondents. Conversely, data in bold **green** characters indicate a significantly higher proportion than that of other respondents.

Rounded data

The numbers presented have been rounded up. However, the numbers before rounding were used to calculate the sums presented and might therefore not correspond to the manual addition of these numbers.

Questions

Have questions about the data presented in this report? Please contact one of the following people:

Sebastien Dallaire (sdallaire@leger360.com)
Executive Vice-President, Eastern Canada

Andrew Enns (aenns@leger360.com)
Executive Vice-President, Central Canada

Steve Mossop (smossop@leger360.com)
Executive Vice-President, Western Canada

Notes

A more detailed methodology is presented in the Appendix.

The **Most Accurate** Polling Firm in Canada

CANADA 2025

LEGER POLL
Published on
April 26, 2025

OFFICIALS RESULTS
2025 Canada
Federal Election

	43%	43.7%
	39%	41.3%
	8%	6.3%
	6%	6.3%
	2%	1.2%

BRITISH COLUMBIA 2024

LEGER POLL
Published on
October 18, 2024

OFFICIALS RESULTS
2024 British Columbia
Provincial Election

	46%	45%
	42%	43%
	9%	8%
Others	3%	4%

UNITED STATES 2024

LEGER POLL
Published on
November 4, 2024

OFFICIALS RESULTS
2024 United States
Presidential Election

	49%	50%
	49%	48%
Others	2%	2%

Key Highlights

Some of **the key highlights** of our survey...

- **Two thirds of Canadians (66%) support the federal and Alberta governments' agreement to expand Alberta's oil and natural gas sector**, including building a new export pipeline, investing in carbon capture technology, and slowing the increase of Alberta's industrial carbon tax. Support is significantly higher among Albertans (80%), men (72%), Canadians aged 55+ (72%), and voters of both the Liberal Party (76%) and Conservative Party (77%).
- A majority of Canadians believe securing key approvals is important before a new pipeline proceeds. **Six in ten (59%) say approval from the Government of British Columbia is very important, while just over half (54%) say the same about approval from Indigenous organizations.** Support for requiring approval from Indigenous organizations and the Government of British Columbia is significantly higher among Liberal (68% for both) and NDP (77% for the Government of British Columbia and 78% for Indigenous organizations) voters.
- Noteworthy, about a third of Canadians feel British Columbia and Indigenous organization must *absolutely* give their approval before a new pipeline goes ahead.
- **More than half of Canadians (53%) say it is important for Canada to achieve its Net-Zero emissions target by 2050, while 35% say it is not important.** Importance is significantly higher among Canadians aged 18-34 (64%) and Liberal (70%) and NDP (77%) voters. Support for Canada's Net-Zero policy appears to have declined of late. In a Leger poll conducted in April 2021, 68% supported the goal of Canada achieving net-zero emissions by 2050, with only 14% opposing.

Detailed Results

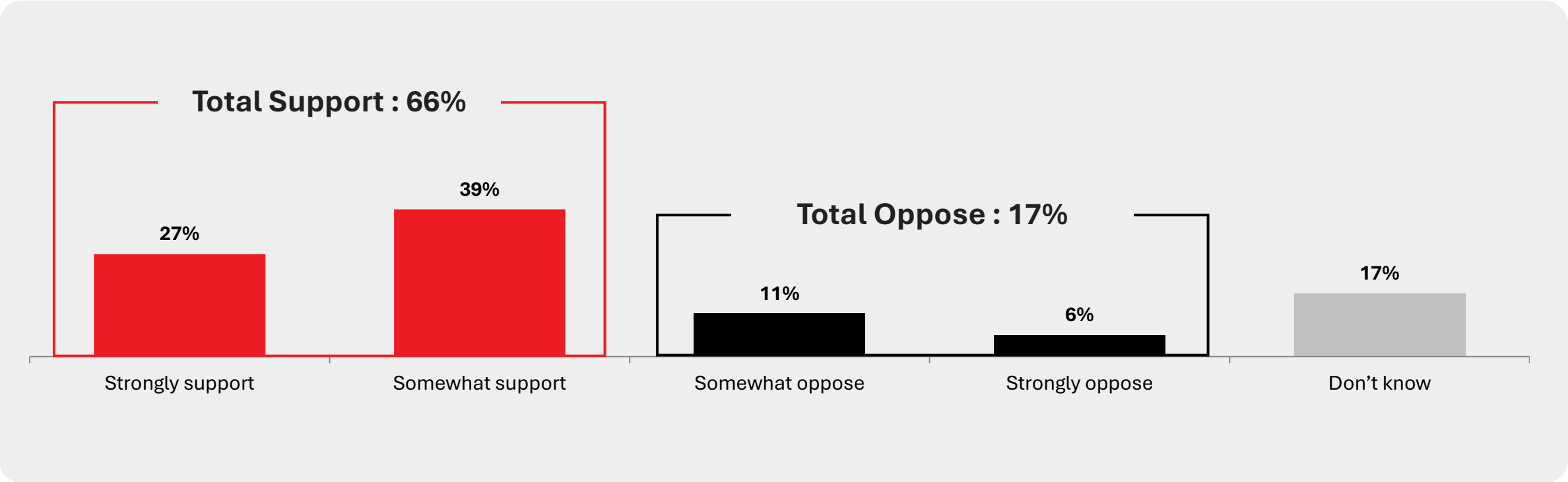
Support for Measures to Expand Alberta’s Oil and Natural Gas Sector (1/2)

Q1. The federal and Alberta governments recently came to an agreement on several measures to expand the oil and natural gas sector in Alberta. These measures included:

- A plan to build a new pipeline to transport oil to the West Coast and ultimately to export to international markets
- A plan for the two governments to partner with industry to build carbon capture technology to lower greenhouse gas emissions
- A lower rate of increase for Alberta's industrial carbon tax

Do you support or oppose these measures to expand the oil and natural sector in Alberta?

Base: All respondents (n=1,532)



Support for Measures to Expand Alberta’s Oil and Natural Gas Sector (1/2)

Q1. The federal and Alberta governments recently came to an agreement on several measures to expand the oil and natural gas sector in Alberta. These measures included:

- A plan to build a new pipeline to transport oil to the West Coast and ultimately to export to international markets
- A plan for the two governments to partner with industry to build carbon capture technology to lower greenhouse gas emissions
- A lower rate of increase for Alberta's industrial carbon tax

Do you support or oppose these measures to expand the oil and natural sector in Alberta?

Base: All respondents (n=1,532)

	Total CANADA	ATL	QC	ON	MB/SK	AB	BC	Male	Female	18-34	35-54	55+
Weighted n=	1,532	103	355	595	99	171	209	749	783	405	494	633
Unweighted n=	1,532	103	413	608	126	131	151	775	757	413	437	682
TOTAL SUPPORT	66%	73%	58%	68%	67%	80%	60%	72%	61%	61%	63%	72%
Strongly support	27%	27%	16%	28%	38%	42%	27%	32%	23%	19%	28%	32%
Somewhat support	39%	46%	42%	40%	30%	38%	33%	40%	38%	42%	36%	40%
TOTAL OPPOSE	17%	14%	25%	13%	14%	10%	23%	17%	17%	20%	17%	15%
Somewhat oppose	11%	10%	14%	10%	8%	6%	17%	10%	12%	14%	12%	9%
Strongly oppose	6%	4%	11%	3%	6%	4%	6%	7%	5%	6%	5%	6%
Don't know	17%	13%	17%	19%	18%	10%	17%	11%	22%	19%	19%	13%






Support for Measures to Expand Alberta’s Oil and Natural Gas Sector – *By Voting Intentions*

Q1. The federal and Alberta governments recently came to an agreement on several measures to expand the oil and natural gas sector in Alberta. These measures included:

- A plan to build a new pipeline to transport oil to the West Coast and ultimately to export to international markets
- A plan for the two governments to partner with industry to build carbon capture technology to lower greenhouse gas emissions
- A lower rate of increase for Alberta's industrial carbon tax

Do you support or oppose these measures to expand the oil and natural sector in Alberta?

Base: All respondents (n=1,532)

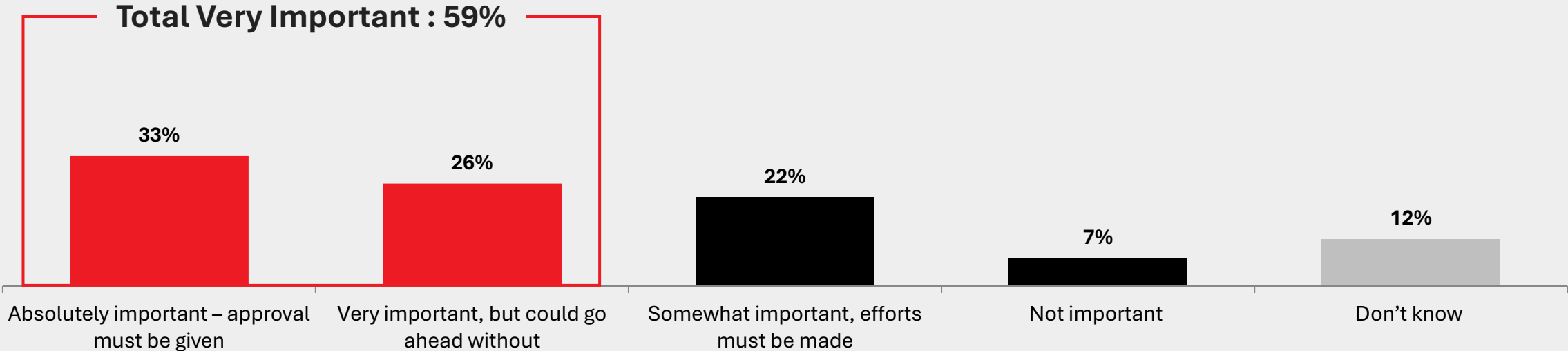
						
	Total Canada	LPC	CPC	NDP	BQ	GPC
Weighted n=	1,532	650	451	77	78	44
Unweighted n=	1,532	702	363	119	91	40
TOTAL SUPPORT	66%	76%	77%	41%	40%	33%
Strongly support	27%	29%	40%	12%	5%	10%
Somewhat support	39%	46%	37%	29%	35%	23%
TOTAL OPPOSE	17%	14%	12%	39%	47%	43%
Somewhat oppose	11%	11%	7%	24%	27%	33%
Strongly oppose	6%	4%	4%	15%	21%	10%
Don't know	17%	10%	11%	20%	13%	24%

Views on Approval Requirements for Pipeline Development (1/3)

Q2. The Government of British Columbia along with some Indigenous organizations have expressed their opposition to the federal government’s decision to allow a new oil pipeline through their province. How important is it for the federal government to have the approval for a new pipeline from organizations below:

Base: All respondents (n=1,532)

The Government of British Columbia

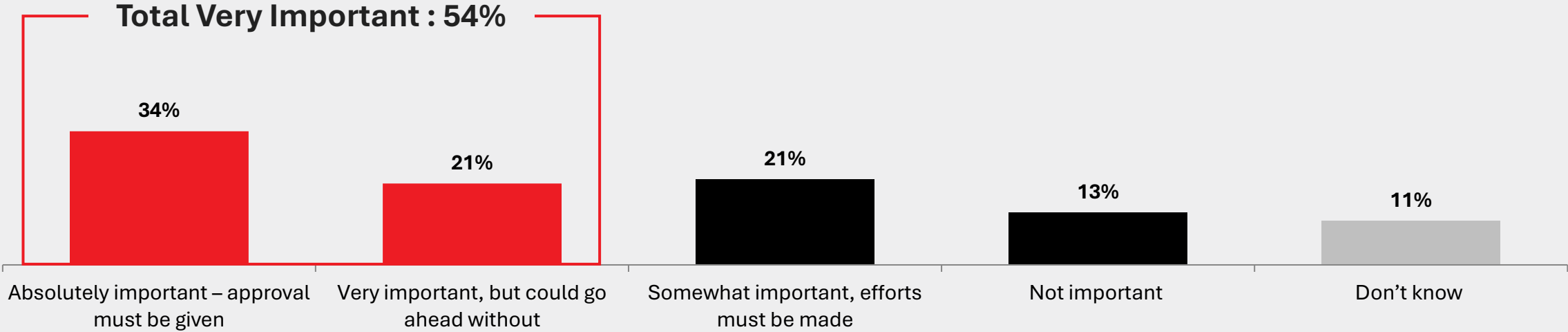


Views on Approval Requirements for Pipeline Development (2/3)

Q2. The Government of British Columbia along with some Indigenous organizations have expressed their opposition to the federal government’s decision to allow a new oil pipeline through their province. How important is it for the federal government to have the approval for a new pipeline from organizations below:

Base: All respondents (n=1,532)

Indigenous organizations



Views on Approval Requirements for Pipeline Development (3/3)

Q2. The Government of British Columbia along with some Indigenous organizations have expressed their opposition to the federal government’s decision to allow a new oil pipeline through their province. How important is it for the federal government to have the approval for a new pipeline from organizations below:

Base: All respondents (n=1,532)

	Total CANADA	ATL	QC	ON	MB/SK	AB	BC	Male	Female	18-34	35-54	55+
Weighted n=	1,532	103	355	595	99	171	209	749	783	405	494	633
Unweighted n=	1,532	103	413	608	126	131	151	775	757	413	437	682
The Government of British Columbia												
TOTAL IMPORTANT	59%	62%	56%	59%	52%	60%	64%	60%	58%	59%	53%	63%
Absolutely important – approval must be given	33%	27%	37%	30%	31%	28%	41%	33%	32%	30%	31%	37%
Very important, but could go ahead without	26%	35%	18%	29%	21%	32%	23%	26%	25%	29%	23%	26%
Somewhat important, efforts must be made	22%	22%	26%	22%	26%	17%	21%	24%	21%	21%	23%	22%
Not important	7%	4%	6%	5%	11%	17%	5%	10%	4%	6%	8%	6%
Don’t know	12%	12%	12%	14%	10%	6%	10%	6%	17%	13%	15%	8%
Indigenous organizations												
TOTAL IMPORTANT	54%	59%	54%	55%	49%	59%	50%	53%	56%	58%	47%	58%
Absolutely important – approval must be given	34%	32%	39%	32%	30%	37%	31%	30%	37%	38%	28%	35%
Very important, but could go ahead without	21%	27%	15%	23%	19%	21%	19%	23%	19%	19%	19%	22%
TOTAL NOT IMPORTANT	35%	30%	35%	32%	43%	35%	41%	41%	29%	31%	38%	34%
Somewhat important, efforts must be made	21%	23%	22%	22%	17%	17%	23%	23%	21%	22%	21%	22%
Not important	13%	7%	12%	10%	26%	18%	18%	18%	9%	9%	17%	12%
Don’t know	11%	11%	11%	13%	8%	6%	9%	7%	15%	12%	14%	8%

Views on Approval Requirements for Pipeline Development – *By Voting Intentions*

Q2. The Government of British Columbia along with some Indigenous organizations have expressed their opposition to the federal government’s decision to allow a new oil pipeline through their province. How important is it for the federal government to have the approval for a new pipeline from organizations below:

Base: All respondents (n=1,532)

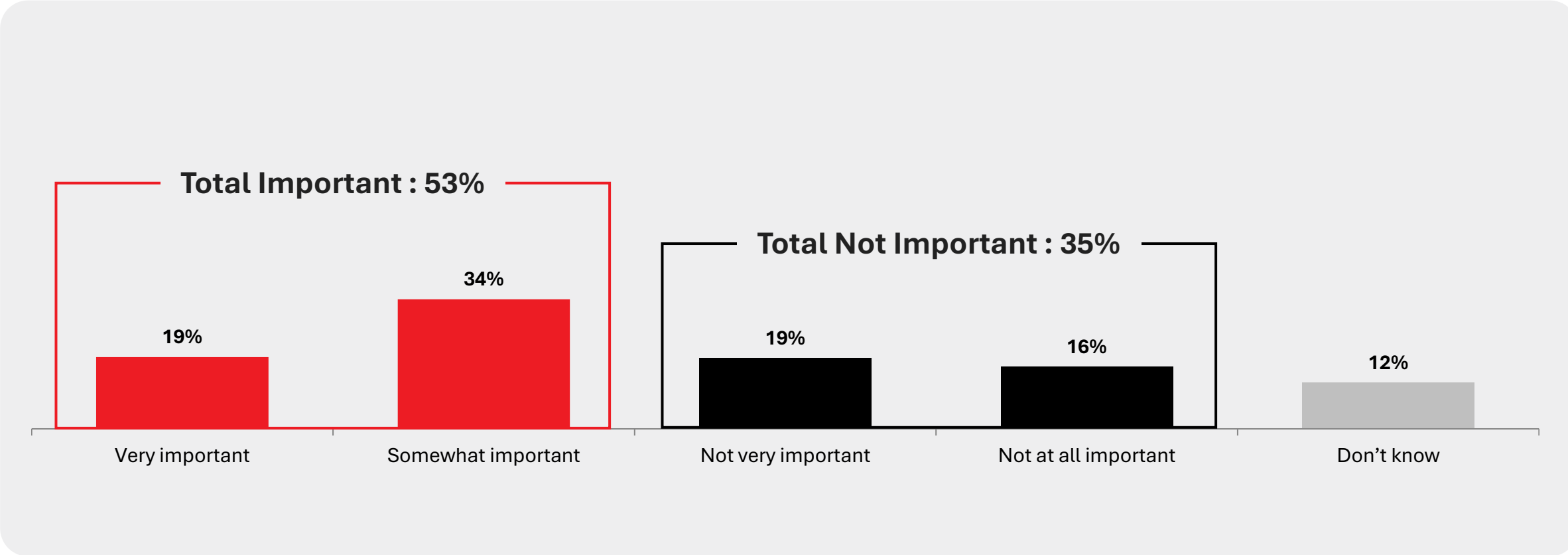


	Total CANADA	LPC	CPC	NDP	BQ	GPC
Weighted n=	1,532	650	451	77	78	44
Unweighted n=	1,532	702	363	119	91	40
<i>The Government of British Columbia</i>						
TOTAL IMPORTANT	59%	68%	51%	77%	61%	72%
Absolutely important – approval must be given	33%	35%	27%	50%	52%	41%
Very important, but could go ahead without	26%	34%	25%	27%	9%	30%
TOTAL NOT IMPORTANT	29%	26%	39%	19%	31%	12%
Somewhat important, efforts must be made	22%	23%	25%	18%	26%	7%
Not important	7%	3%	14%	2%	5%	6%
Don’t know	12%	6%	10%	3%	8%	16%
<i>Indigenous organizations</i>						
TOTAL IMPORTANT	54%	68%	39%	78%	49%	66%
Absolutely important – approval must be given	34%	41%	21%	54%	40%	43%
Very important, but could go ahead without	21%	27%	18%	24%	9%	24%
TOTAL NOT IMPORTANT	35%	26%	51%	20%	41%	17%
Somewhat important, efforts must be made	21%	21%	24%	18%	28%	14%
Not important	13%	5%	27%	2%	13%	4%
Don’t know	11%	6%	9%	2%	10%	16%

Importance of Achieving Canada’s 2050 Net-Zero Goal (1/2)

Q3. Some people have been critical of the agreement to expand Alberta’s oil and natural gas sector because it puts Canada’s ability to reach its Net-Zero target for carbon emissions by 2050 in jeopardy. How important is it to you that Canada meet its Net Zero target by 2050?

Base: All respondents (n=1,532)



Importance of Achieving Canada's 2050 Net-Zero Goal (2/2)

Q3. Some people have been critical of the agreement to expand Alberta's oil and natural gas sector because it puts Canada's ability to reach its Net-Zero target for carbon emissions by 2050 in jeopardy. How important is it to you that Canada meet its Net Zero target by 2050?






Base: All respondents (n=1,532)

	Total CANADA	ATL	QC	ON	MB/SK	AB	BC	Male	Female	18-34	35-54	55+
Weighted n=	1,532	103	355	595	99	171	209	749	783	405	494	633
Unweighted n=	1,532	103	413	608	126	131	151	775	757	413	437	682
TOTAL IMPORTANT	53%	56%	57%	54%	39%	43%	56%	50%	56%	64%	46%	52%
Very important	19%	17%	21%	18%	17%	19%	20%	16%	21%	23%	19%	16%
Somewhat important	34%	39%	37%	36%	22%	24%	36%	34%	34%	41%	26%	36%
TOTAL NOT IMPORTANT	35%	37%	28%	33%	49%	51%	32%	43%	27%	23%	40%	38%
Not very important	19%	25%	19%	16%	19%	32%	11%	23%	15%	17%	18%	21%
Not important at all	16%	12%	9%	17%	30%	19%	21%	20%	13%	6%	23%	18%
Don't know	12%	7%	15%	13%	12%	6%	12%	7%	17%	13%	14%	10%

Importance of Achieving Canada’s 2050 Net-Zero Goal – *By Voting Intentions*

Q3. Some people have been critical of the agreement to expand Alberta’s oil and natural gas sector because it puts Canada’s ability to reach its Net-Zero target for carbon emissions by 2050 in jeopardy. How important is it to you that Canada meet its Net Zero target by 2050?

Base: All respondents (n=1,532)

						
	Total Canada	LPC	CPC	NDP	BQ	GPC
<i>Weighted n=</i>	1,532	650	451	77	78	44
<i>Unweighted n=</i>	1,532	702	363	119	91	40
TOTAL IMPORTANT	53%	70%	31%	77%	60%	64%
Very important	19%	24%	10%	41%	28%	31%
Somewhat important	34%	46%	21%	36%	33%	33%
TOTAL NOT IMPORTANT	35%	24%	59%	17%	27%	16%
Not very important	19%	18%	22%	11%	21%	7%
Not important at all	16%	6%	37%	6%	6%	9%
Don’t know	12%	6%	10%	5%	12%	20%

Respondent Profile

Respondent profiles

(Base n=1,532)

The table below presents the Canadian distribution of respondents before weighting.

Gender

	Unweighted	Weighted
Male	775	749
Female	757	783

Language (Mother Tongue)

	Unweighted	Weighted
French	359	303
English	1,049	1,109
Other	123	119

Age

	Unweighted	Weighted
18 to 34	413	405
35 to 54	437	494
55+	682	633

Province

	Unweighted	Weighted
British Columbia	151	209
Alberta	131	171
Manitoba/Saskatchewan	126	99
Ontario	608	595
Quebec	413	355
Atlantic	103	103

Our Credentials



Canada

Leger is a member of the [Canadian Research Insights Council \(CRIC\)](#), the industry association for the market/survey/insights research industry.



Europe

Leger is a member of [ESOMAR](#) (European Society for Opinion and Market Research), the global association of opinion polls and marketing research professionals.



America

Leger is also a member of the [Insights Association](#), the American Association of Marketing Research Analytics.



International

Leger is a member of the [Worldwide Independent Network of Market Research \(WIN\)](#), a global alliance of leading independent market research and polling firms that collaborate to share expertise, methodologies, and insights across diverse markets.

Our services

Leger

Marketing research and polling

Customer Experience (CX)

Strategic and operational customer experience consulting services

Leger Analytics (LEA)

Data modelling and analysis

Leger Opinion (LEO)

Panel management

Leger Communities

Online community management

Leger Digital

Digital strategy and user experience

International Research

Worldwide Independent Network (WIN)

300
employees

185
consultants

8
offices

MONTREAL | QUEBEC |
TORONTO | WINNIPEG
EDMONTON | CALGARY |
VANCOUVER | NEW YORK

Leger

The science of people

leger360.com